

US00D543709S

(12) **United States Design Patent**  
**Krumpe et al.**

(10) **Patent No.: US D543,709 S**  
(45) **Date of Patent: \*\* Jun. 5, 2007**

- (54) **ROBE HOOK**
- (75) Inventors: **Geraint Krumpe**, Chicago, IL (US);  
**Victor Hoernig**, Lowell, IN (US)
- (73) Assignee: **Liberty Hardware Mfg. Corp.**,  
Winston-Salem, NC (US)
- (\*\*) Term: **14 Years**
- (21) Appl. No.: **29/265,793**
- (22) Filed: **Sep. 8, 2006**
- (51) **LOC (8) Cl.** ..... **06-08**
- (52) **U.S. Cl.** ..... **D6/323**
- (58) **Field of Classification Search** ..... D6/315,  
D6/317, 320, 323, 325, 328; D8/300, 301,  
D8/307, 310, 321, 349, 354, 367, 372, 373;  
211/13.1, 85.3, 86.01, 183; 223/85-98; 248/200,  
248/317, 560  
See application file for complete search history.

- D456,150 S \* 4/2002 Moore ..... D6/323
- D457,735 S \* 5/2002 Moore ..... D6/323
- D463,730 S \* 10/2002 Snell ..... D8/367
- D496,849 S \* 10/2004 Abdi et al. .... D8/367
- D505,274 S \* 5/2005 Lai ..... D6/323
- D507,961 S \* 8/2005 Goodman et al. .... D8/367

\* cited by examiner

*Primary Examiner*—Mitchell Siegel  
*Assistant Examiner*—Shanda C. Hill  
(74) *Attorney, Agent, or Firm*—Edgar A. Zarins; Lloyd D. Doigan

- (56) **References Cited**  
U.S. PATENT DOCUMENTS  
D448,654 S \* 10/2001 Snell ..... D8/367

(57) **CLAIM**  
The ornamental design for a robe hook, as shown and described.

**DESCRIPTION**  
FIG. 1 is a perspective view of a robe hook showing our new design;  
FIG. 2 is a front elevational view thereof; and,  
FIG. 3 is a right side view thereof, the opposite side being a mirror image of the side shown.

**1 Claim, 1 Drawing Sheet**



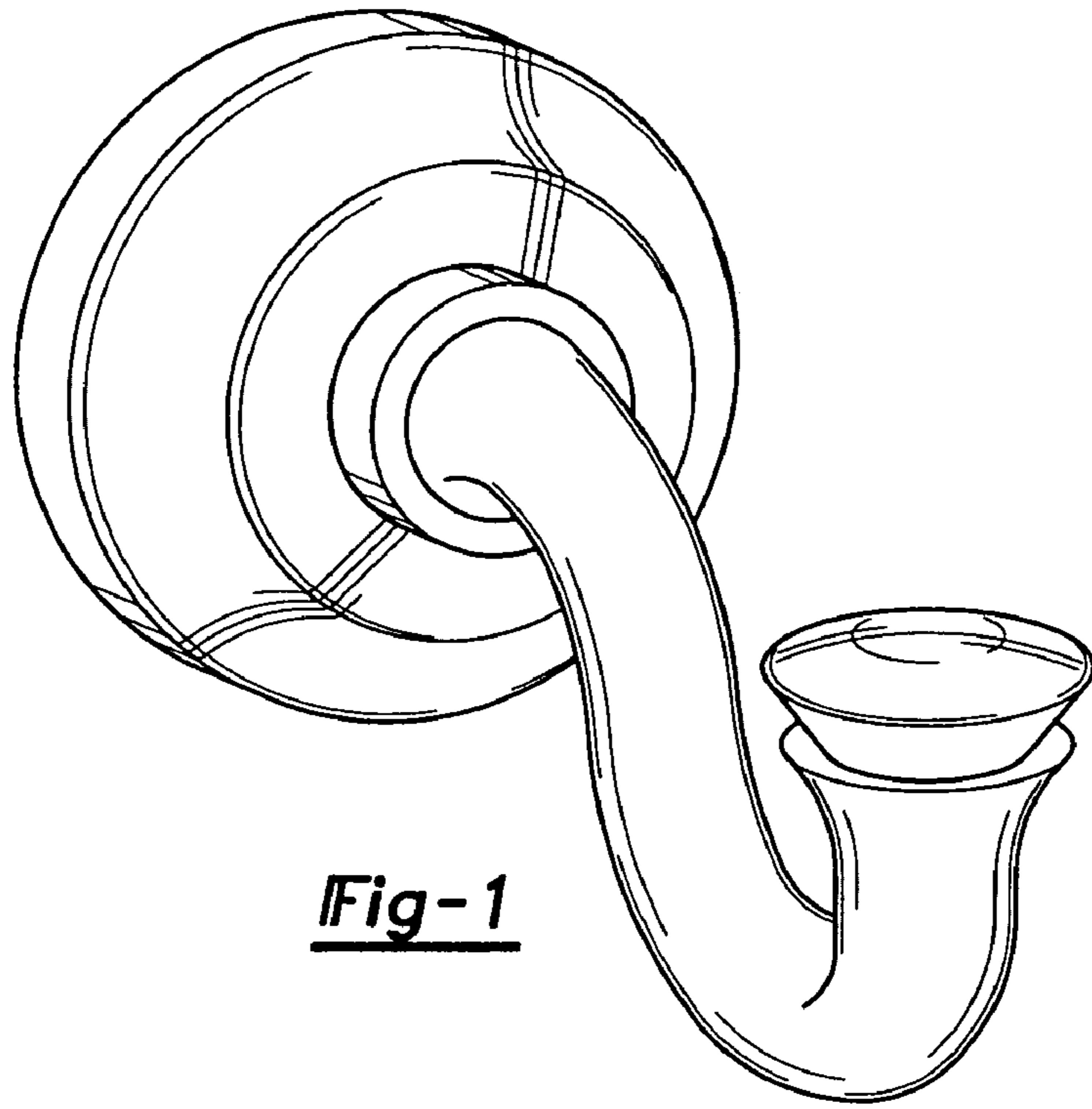


Fig-1

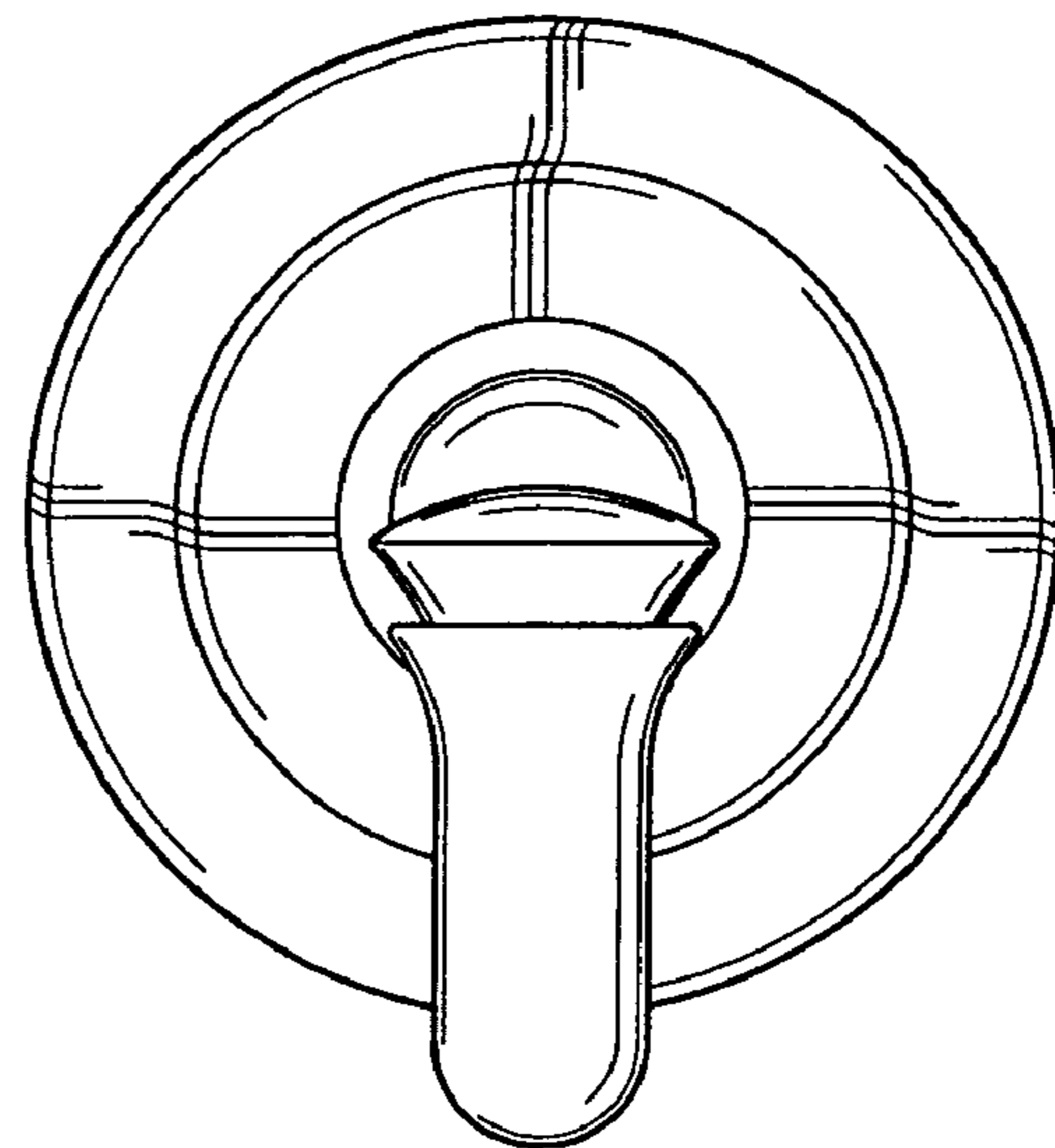


Fig-2

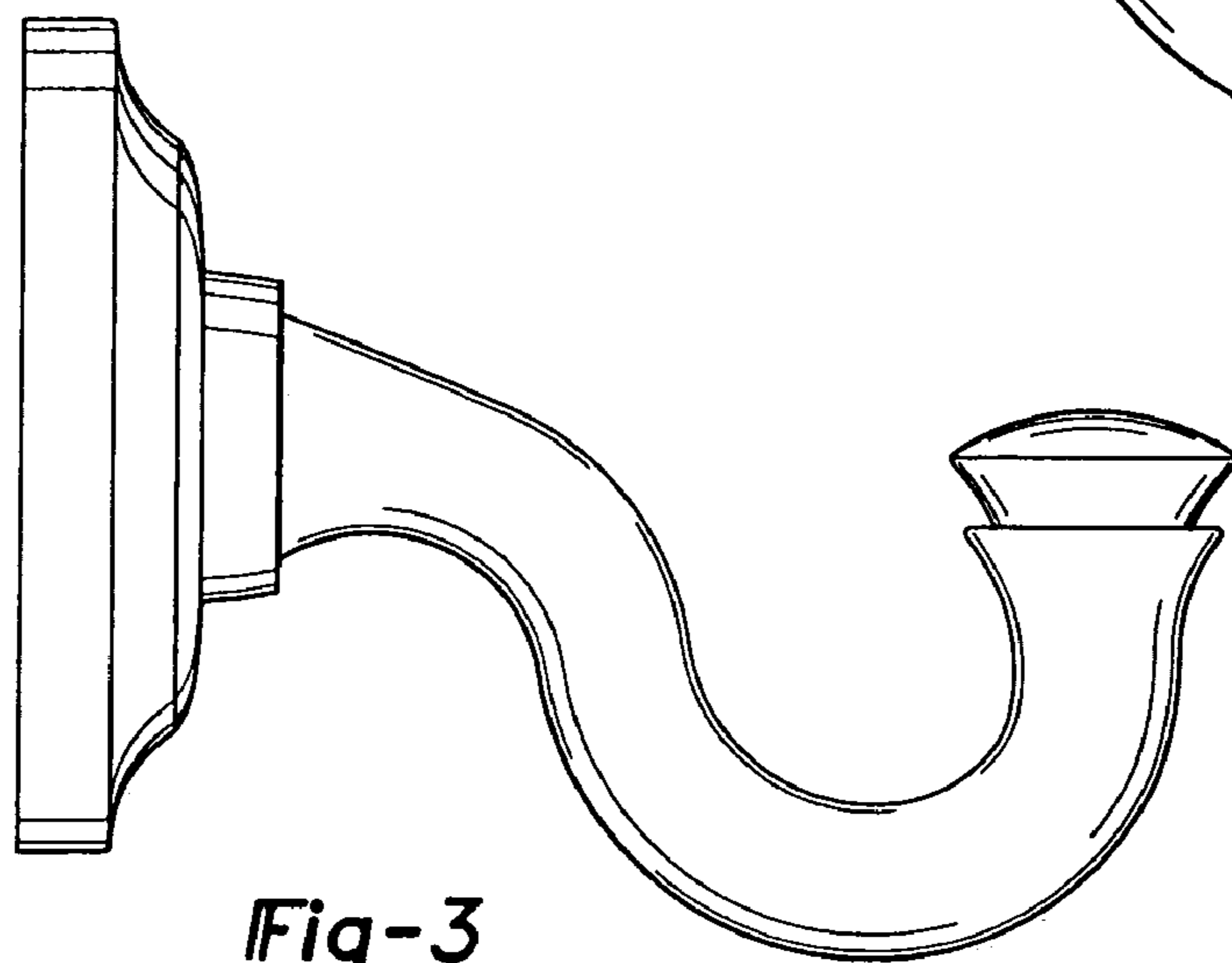


Fig-3