

US00D543708S

(12) **United States Design Patent**
McConnell

(10) **Patent No.:** **US D543,708 S**

(45) **Date of Patent:** **** Jun. 5, 2007**

(54) **ROBE HOOK**

(75) Inventor: **Jennifer McConnell**, Greensboro, NC
(US)

(73) Assignee: **Liberty Hardware Mfg. Corp.**,
Winston-Salem, NC (US)

(**) Term: **14 Years**

(21) Appl. No.: **29/265,716**

(22) Filed: **Sep. 7, 2006**

(51) **LOC (8) Cl.** **06-08**

(52) **U.S. Cl.** **D6/323**

(58) **Field of Classification Search** D6/315,
D6/317, 320, 323, 325, 328; D8/300, 307,
D8/310, 321, 349, 354, 367, 372, 373; 211/13.1,
211/85.3, 86.01, 183; 223/85-98; 248/200,
248/317, 560

See application file for complete search history.

(56) **References Cited**

U.S. PATENT DOCUMENTS

D247,146 S * 2/1978 Watt, Jr. D6/323
D267,137 S * 12/1982 Mayer D8/367
D271,545 S * 11/1983 Licari et al. D6/323
D343,066 S * 1/1994 Hsu D6/323

D472,059 S * 3/2003 Hoernig D6/323
D472,061 S * 3/2003 Hoernig D6/323
D473,453 S * 4/2003 Goodman et al. D8/367
D493,093 S * 7/2004 Goodman et al. D8/367
D496,258 S * 9/2004 Fields D8/367
D516,325 S * 3/2006 Goodman et al. D6/323
D526,132 S * 8/2006 Solowiej D6/323
D526,494 S * 8/2006 Fields D6/323

* cited by examiner

Primary Examiner—Mitchell Siegel

Assistant Examiner—Shanda C. Hill

(74) *Attorney, Agent, or Firm*—Edgar A. Zarins; Lloyd D.
Doigan

(57) **CLAIM**

The ornamental design for a robe hook, as shown and
described.

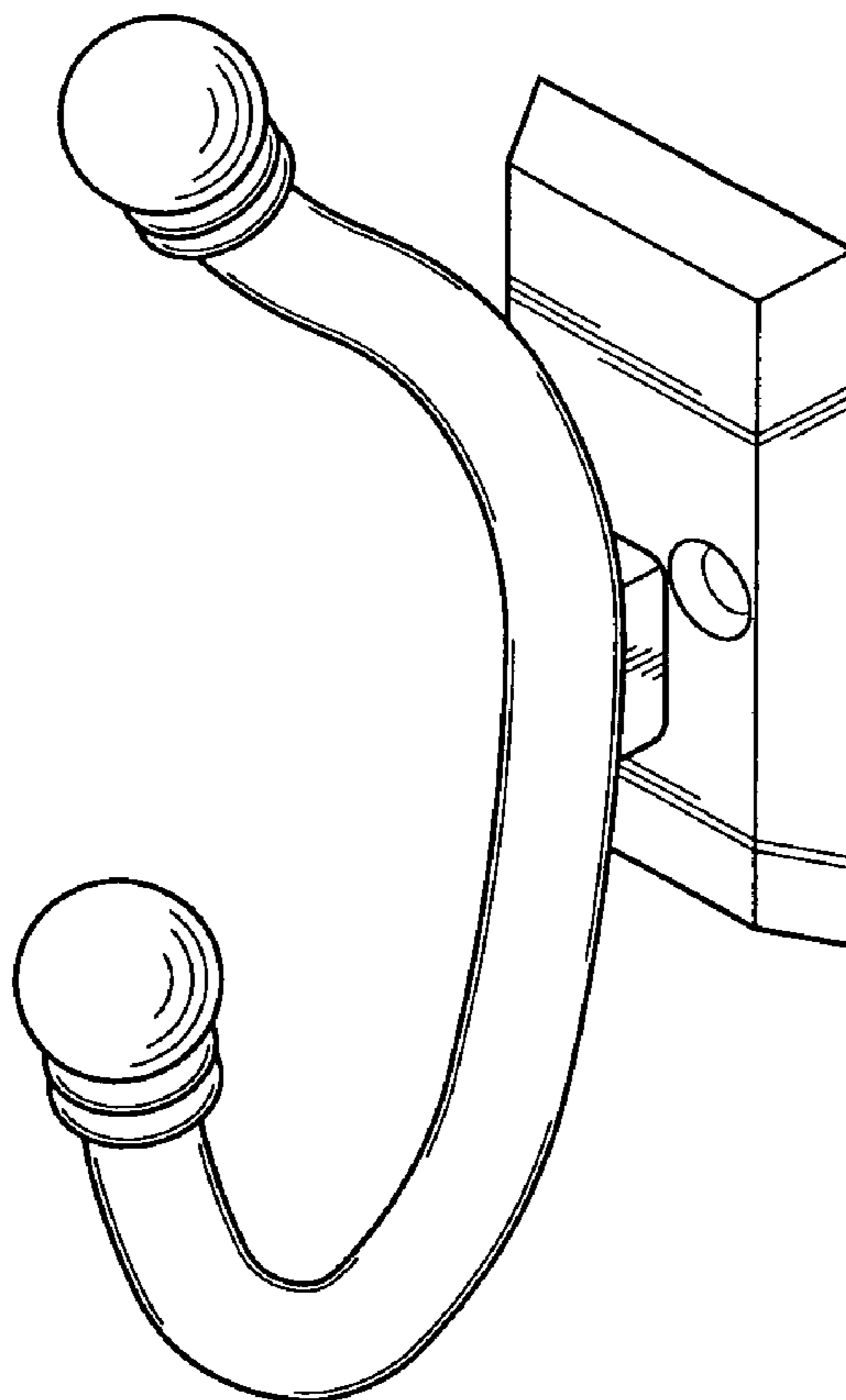
DESCRIPTION

FIG. 1 is a perspective view of a robe hook showing my new
design;

FIG. 2 is a left side view thereof, the opposite side being a
mirror image of the side shown; and,

FIG. 3 is a front elevational view thereof.

1 Claim, 1 Drawing Sheet



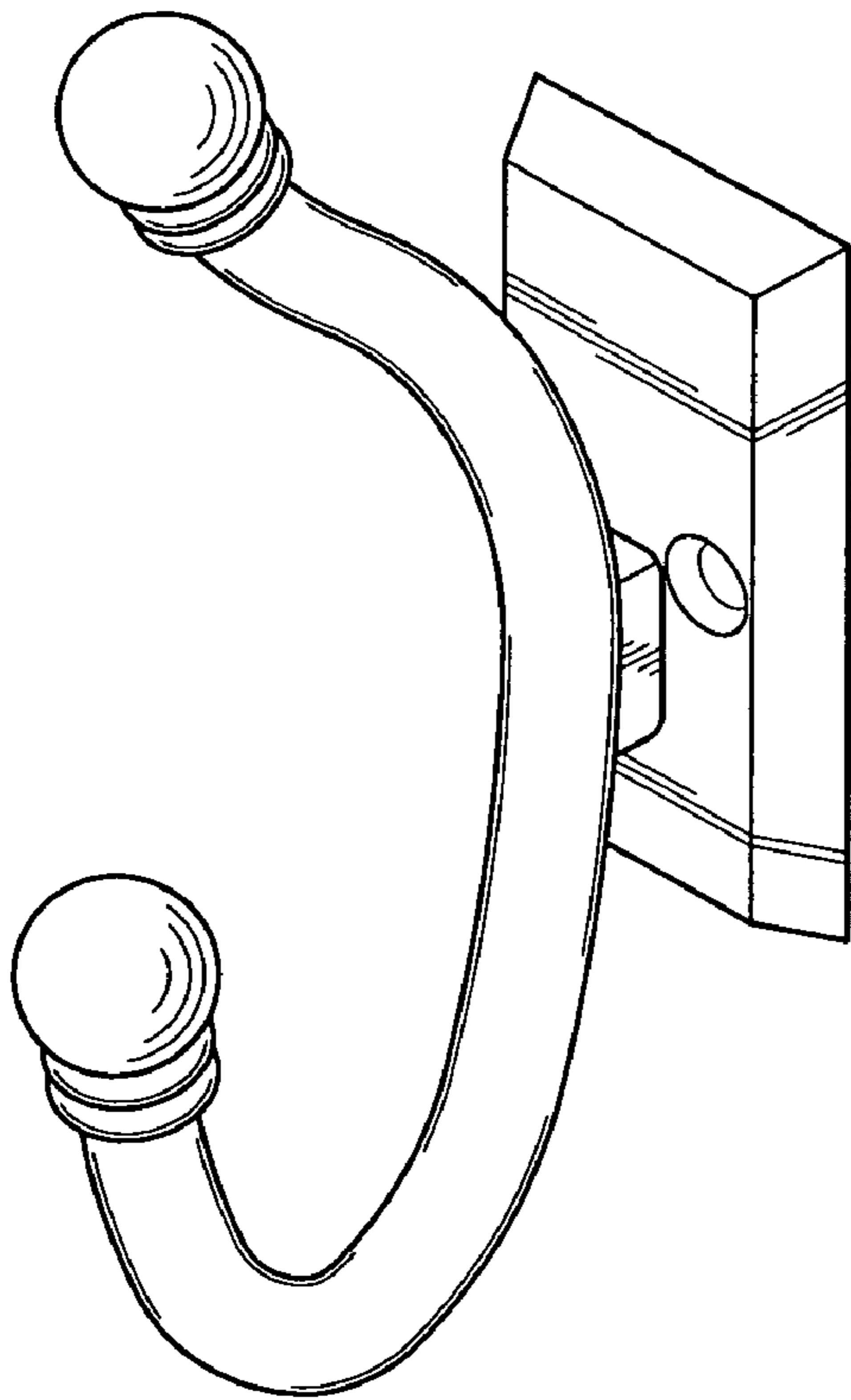


Fig-1

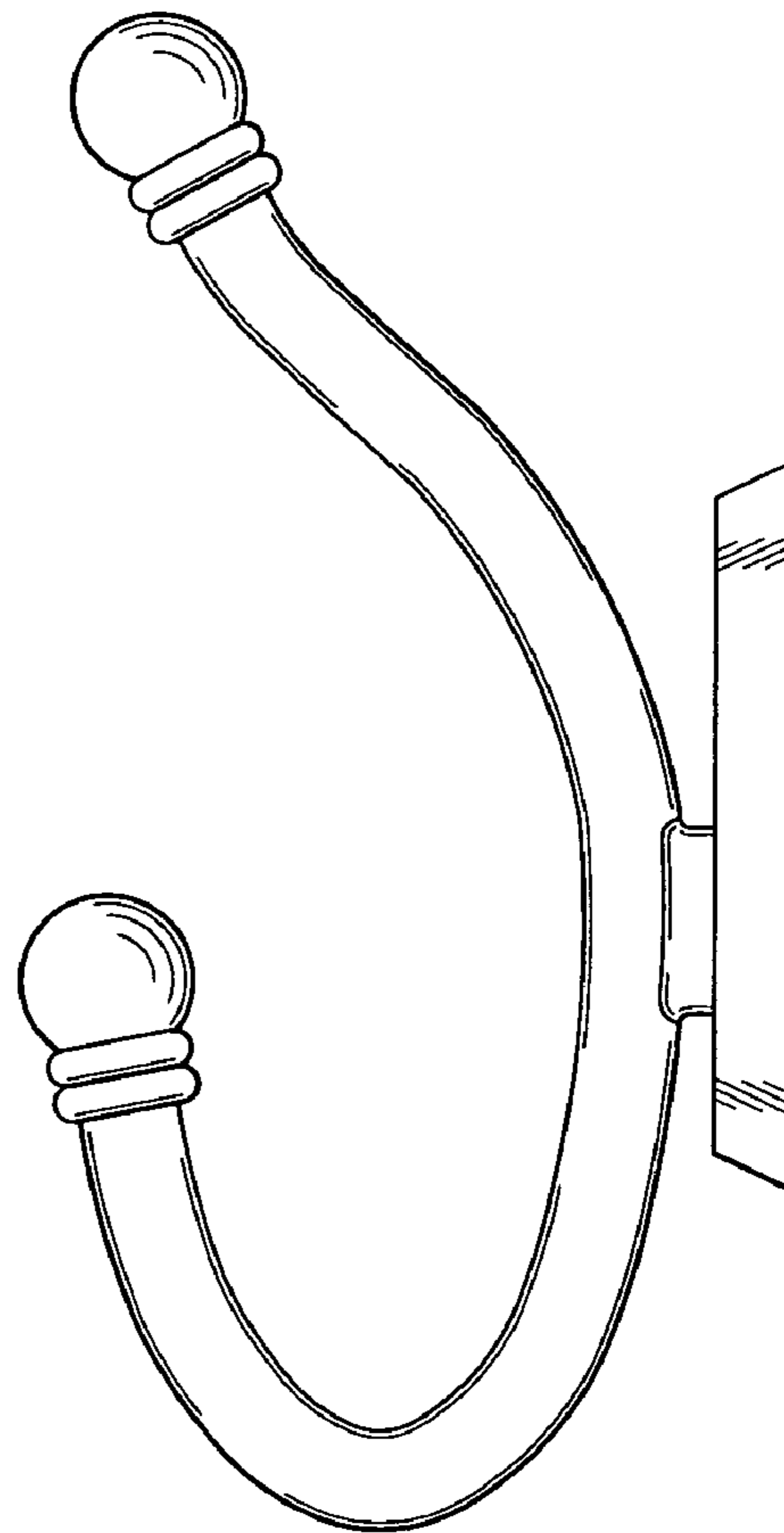


Fig-2




Fig-3