

US00D543706S

(12) **United States Design Patent**
Domack et al.

(10) **Patent No.:** **US D543,706 S**
(45) **Date of Patent:** **** Jun. 5, 2007**

(54) **MIRROR**

(75) Inventors: **Randy D. Domack**, Trempealeau, WI
(US); **Terry A. Everson**, Blair, WI
(US)

(73) Assignee: **Ashley Furniture Industries, Inc.**,
Arcadia, WI (US)

(**) Term: **14 Years**

(21) Appl. No.: **29/266,293**

(22) Filed: **Sep. 18, 2006**

(51) **LOC (8) Cl.** **06-07**

(52) **U.S. Cl.** **D6/300**

(58) **Field of Classification Search** D6/300-314,
D6/444; 40/700, 720, 735, 768, 737, 745,
40/750, 765, 790, 798; 359/838, 871, 882,
359/872

See application file for complete search history.

(56) **References Cited**

U.S. PATENT DOCUMENTS

D321,438 S * 11/1991 Pauer et al. D6/436
D371,005 S * 6/1996 Brunner et al. D6/300
D387,567 S * 12/1997 Queen D6/300

D387,925 S * 12/1997 Keller et al. D6/438
D469,261 S * 1/2003 Stanton D6/300
D497,649 S * 10/2004 Carter et al. D20/38
D498,594 S * 11/2004 Mohundro D6/300
D505,793 S * 6/2005 Risdon et al. D6/300
D514,820 S * 2/2006 Mohundro D6/300

* cited by examiner

Primary Examiner—Janice E. Seeger

Assistant Examiner—Sydney R. Buffalow

(74) *Attorney, Agent, or Firm*—Patterson, Thunte, Skaar &
Christensen, P.A.

(57) **CLAIM**

The ornamental design for a mirror, as shown and described.

DESCRIPTION

FIG. 1 is a perspective view of a mirror showing our new design;


FIG. 2 is a front view thereof;

FIG. 3 is a top plan view thereof; and,

FIG. 4 is a side view thereof, the opposite being a mirror-image.

The dashed lines showing the beveled mirror edge are for illustrative purposes only, and form no part of the claimed design.

1 Claim, 3 Drawing Sheets






FIG. 1




FIG. 2

FIG. 3

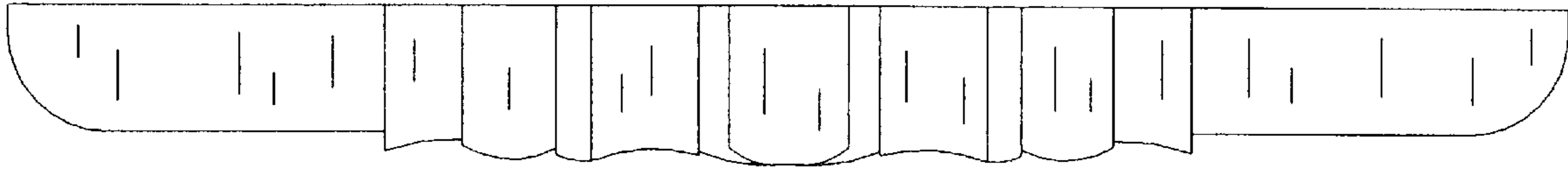


FIG. 4

