

US00D543699S

(12) **United States Design Patent**
Kuroda

(10) **Patent No.:** **US D543,699 S**

(45) **Date of Patent:** **** Jun. 5, 2007**

- (54) **CASE FOR DIGITAL CAMERA**
- (75) Inventor: **Tetsuji Kuroda**, Kanagawa (JP)
- (73) Assignee: **PENTAX Corporation**, Tokyo (JP)
- (**) Term: **14 Years**
- (21) Appl. No.: **29/218,666**
- (22) Filed: **Dec. 7, 2004**
- (30) **Foreign Application Priority Data**
Jun. 10, 2004 (JP) 2004-017279

6,273,246 B1 * 8/2001 Marciano 206/301
 D451,095 S * 11/2001 Richter D14/253
 D467,068 S * 12/2002 Lewis et al. D3/215
 D476,025 S * 6/2003 Ford D16/242

(Continued)

OTHER PUBLICATIONS

U.S. Appl. No. 29/216,997, filed Nov. 12, 2004, Tetsuji Kuroda.
 U.S. Appl. No. 29/216,996, filed Nov. 12, 2004, Tetsuji Kuroda.
 U.S. Appl. No. 29/216,992, filed Nov. 12, 2004, Tetsuji Kuroda.
 U.S. Appl. No. 29/217,758, filed Nov. 23, 2004, Tetsuji Kuroda.
 U.S. Appl. No. 29/217,756, filed Nov. 23, 2004, Tetsuji Kuroda.
 U.S. Appl. No. 29/218,649, filed Dec. 7, 2004, Tetsuji Kuroda.
 U.S. Appl. No. 29/218,665, filed Dec. 7, 2004, Tetsuji Kuroda.

- (51) **LOC (8) Cl.** **03-01**
- (52) **U.S. Cl.** **D3/268; D3/267; D3/263**
- (58) **Field of Classification Search** D3/301,
D3/215, 219, 225, 226, 243, 263–268, 273,
D3/276, 283, 285, 287, 289, 290; D14/253;
D16/130, 242; 206/316.1, 316.2, 38.1; 224/240,
224/236, 908; 248/902
See application file for complete search history.

Primary Examiner—Celia A. Murphy
 (74) *Attorney, Agent, or Firm*—Sughrue Mion, PLLC

(57) **CLAIM**

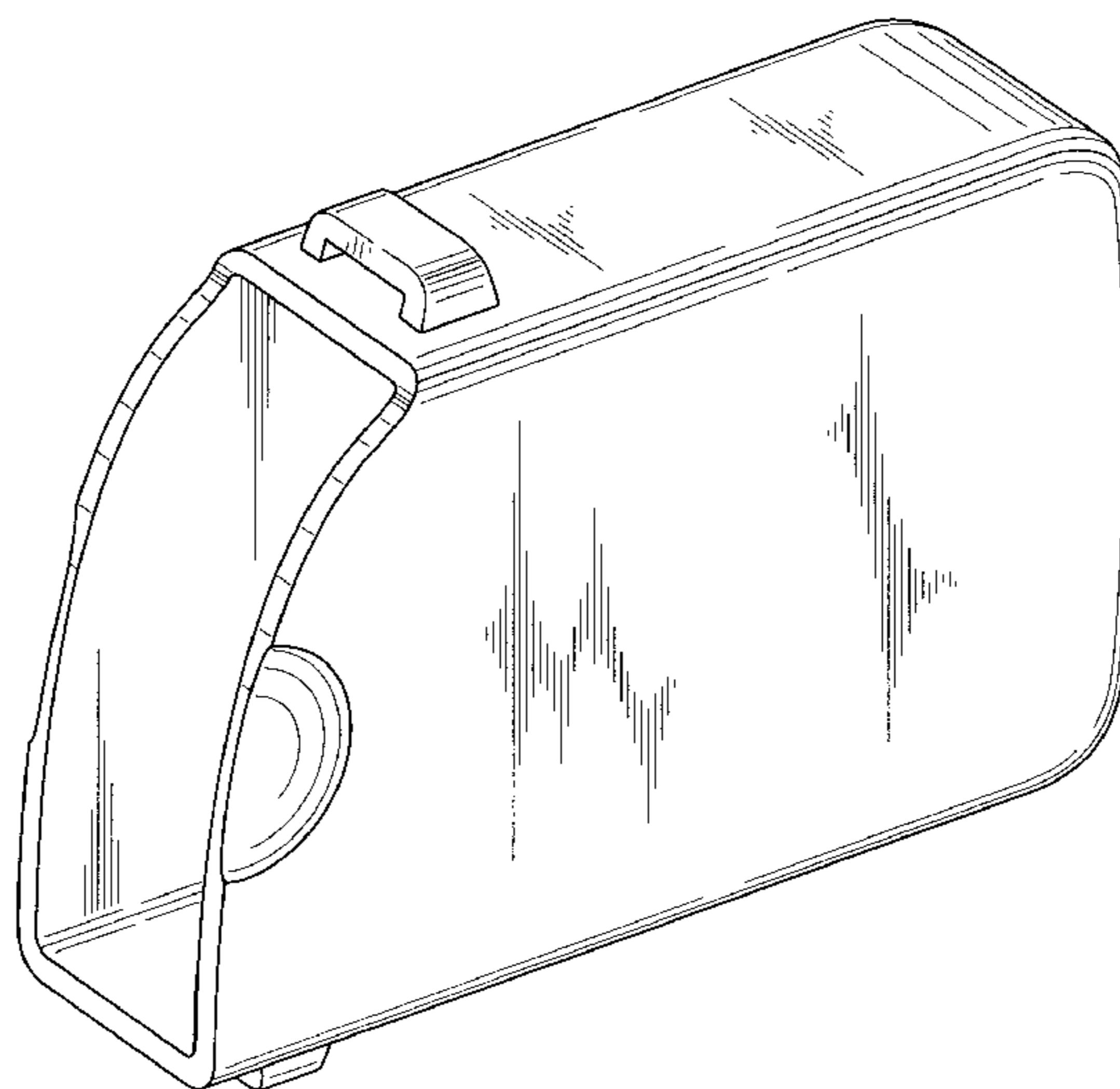
The ornamental design for a case for digital camera, as shown and described.

DESCRIPTION

FIG. 1 is a perspective view of the front, left, and top sides of a case for a digital camera showing my new design;
 FIG. 2 is a top plan view thereof;
 FIG. 3 is a front elevational view thereof;
 FIG. 4 is a left side elevational view thereof;
 FIG. 5 is a right side elevational view thereof;
 FIG. 6 is a rear elevational view thereof;
 FIG. 7 is a bottom plan view thereof; and,
 FIG. 8 is a front elevational reference view thereof in a condition of the case being placed on the digital camera.
 In FIG. 8, the digital camera is shown in broken lines for illustrative purposes only and forms no part of the claimed design.

- (56) **References Cited**
U.S. PATENT DOCUMENTS
- | | | | | | |
|-----------|-----|---------|-----------------|-------|----------|
| 2,543,313 | A * | 2/1951 | Dietzgen | | 224/240 |
| D168,131 | S * | 11/1952 | Touart, Jr. | | D27/186 |
| D196,542 | S * | 10/1963 | Zelnick et al. | | D3/228 |
| 4,479,596 | A * | 10/1984 | Swanson | | 224/236 |
| D286,485 | S * | 11/1986 | Frizzell | | D6/573 |
| D307,915 | S * | 5/1990 | Kuester, III | | D16/203 |
| D308,784 | S * | 6/1990 | Liptak | | D6/553 |
| 5,263,577 | A * | 11/1993 | Paratte et al. | | 206/38.1 |
| D372,145 | S * | 7/1996 | Elmer | | D6/475 |
| 5,540,368 | A * | 7/1996 | Oliva | | 224/271 |
| 5,597,102 | A * | 1/1997 | Saarikko et al. | | 224/197 |
| 5,721,963 | A * | 2/1998 | Iwagaki et al. | | 396/6 |
| D413,435 | S * | 9/1999 | Chapman et al. | | D3/219 |
| D419,350 | S * | 1/2000 | Baron | | D6/553 |
| D421,443 | S * | 3/2000 | Nagele et al. | | D14/253 |
| 6,119,864 | A * | 9/2000 | Kessler et al. | | 206/704 |
| D439,246 | S * | 3/2001 | Hansen, Jr. | | D14/253 |

1 Claim, 5 Drawing Sheets



US D543,699 S

Page 2

U.S. PATENT DOCUMENTS

D485,060 S *	1/2004	DeCotis	D3/215	D507,871 S *	8/2005	DiMarchi et al.	D3/215
6,785,566 B1 *	8/2004	Irizarry	455/575.8	D511,890 S *	11/2005	Burns	D3/226
D495,871 S *	9/2004	Moffitt et al.	D3/215	7,093,742 B2 *	8/2006	Steven et al.	224/197
D500,513 S *	1/2005	Matsumoto et al.	D16/242	2006/0114348 A1 *	6/2006	Fujii et al.	348/373

* cited by examiner

FIG. 1

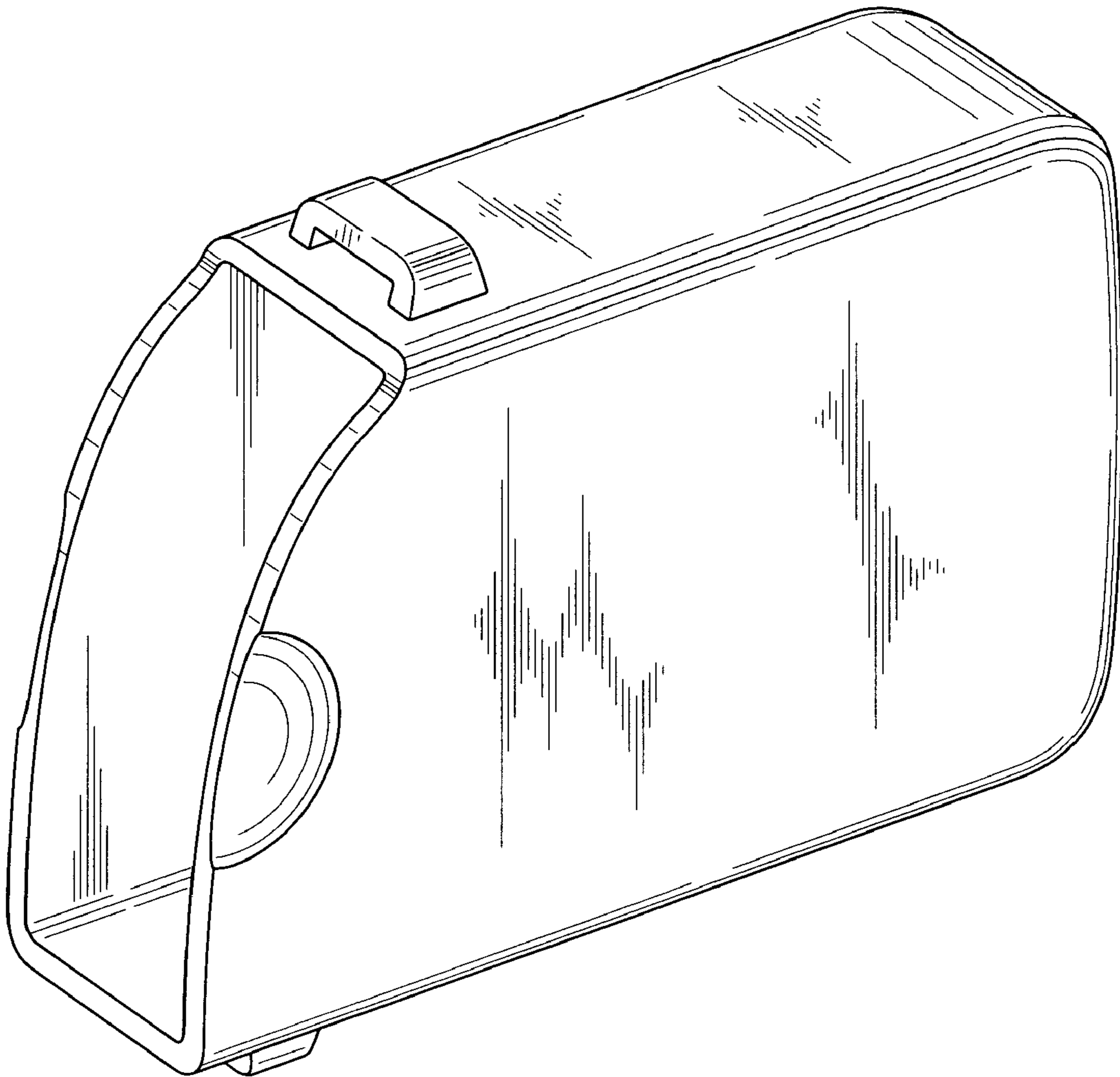


FIG. 2

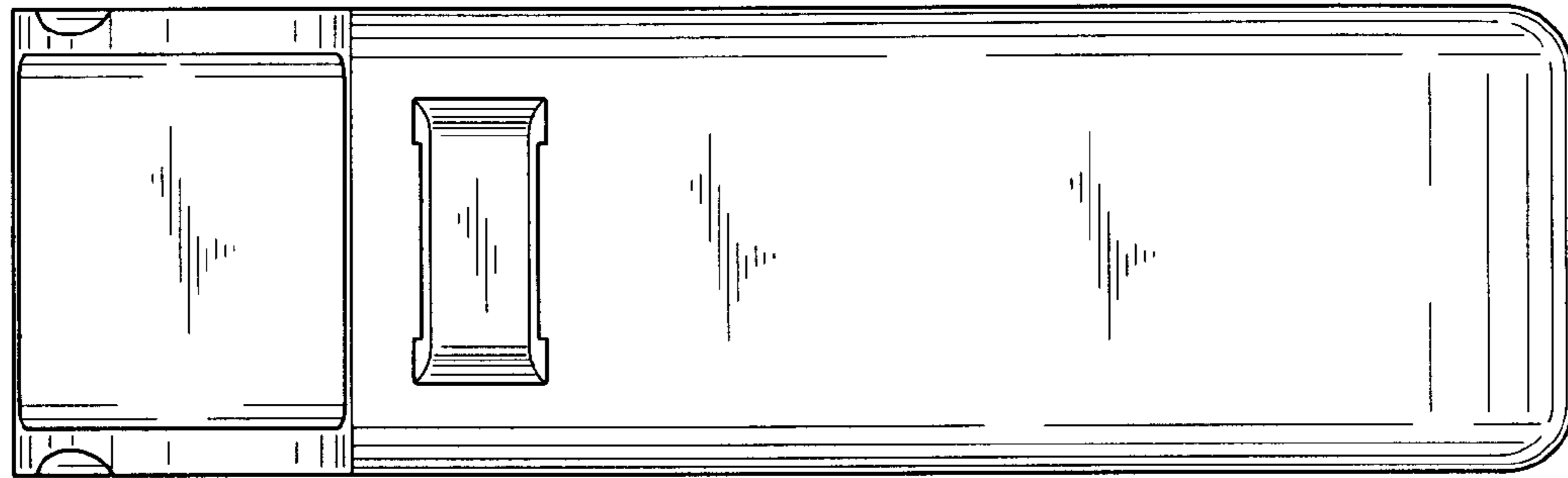


FIG. 3

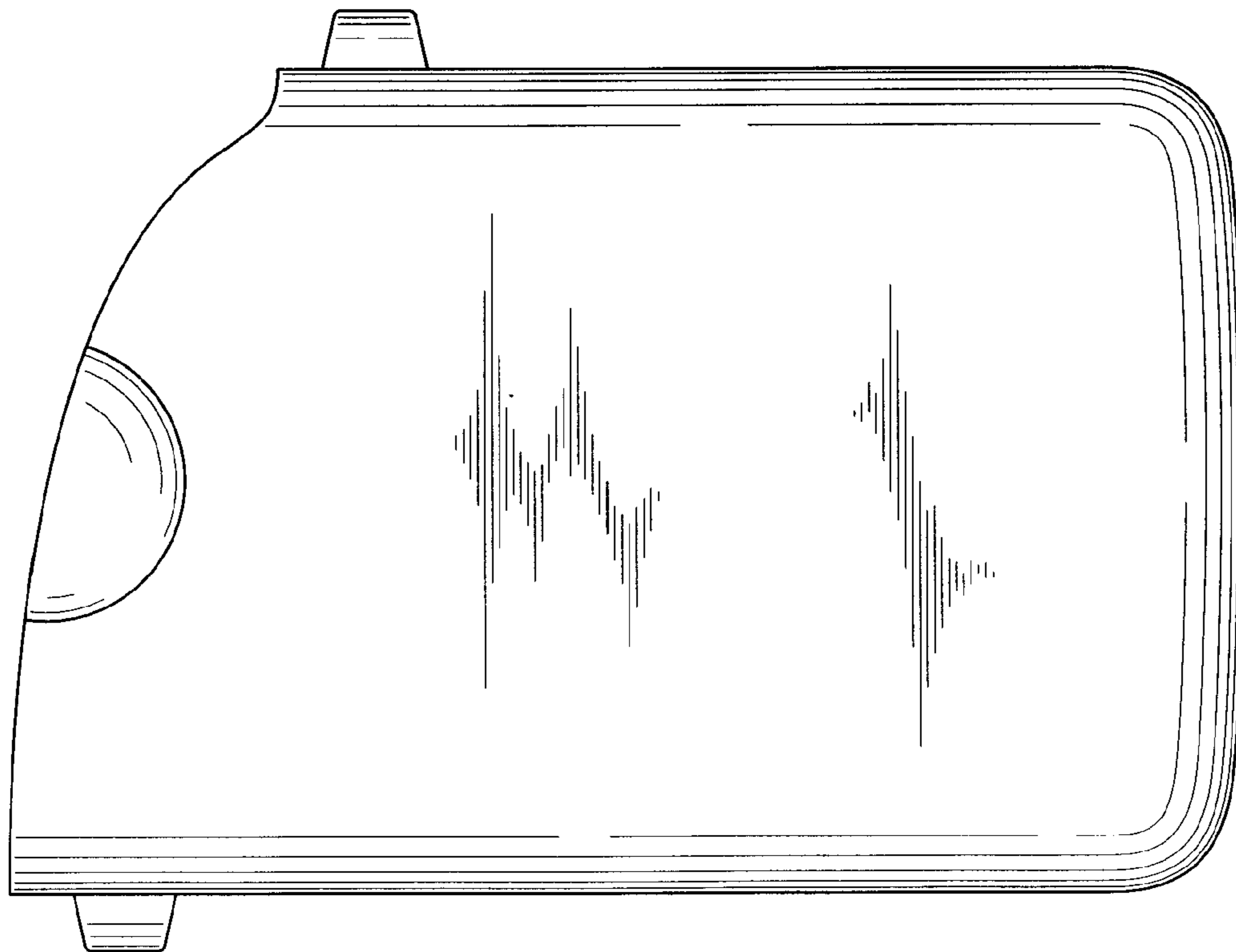


FIG. 4

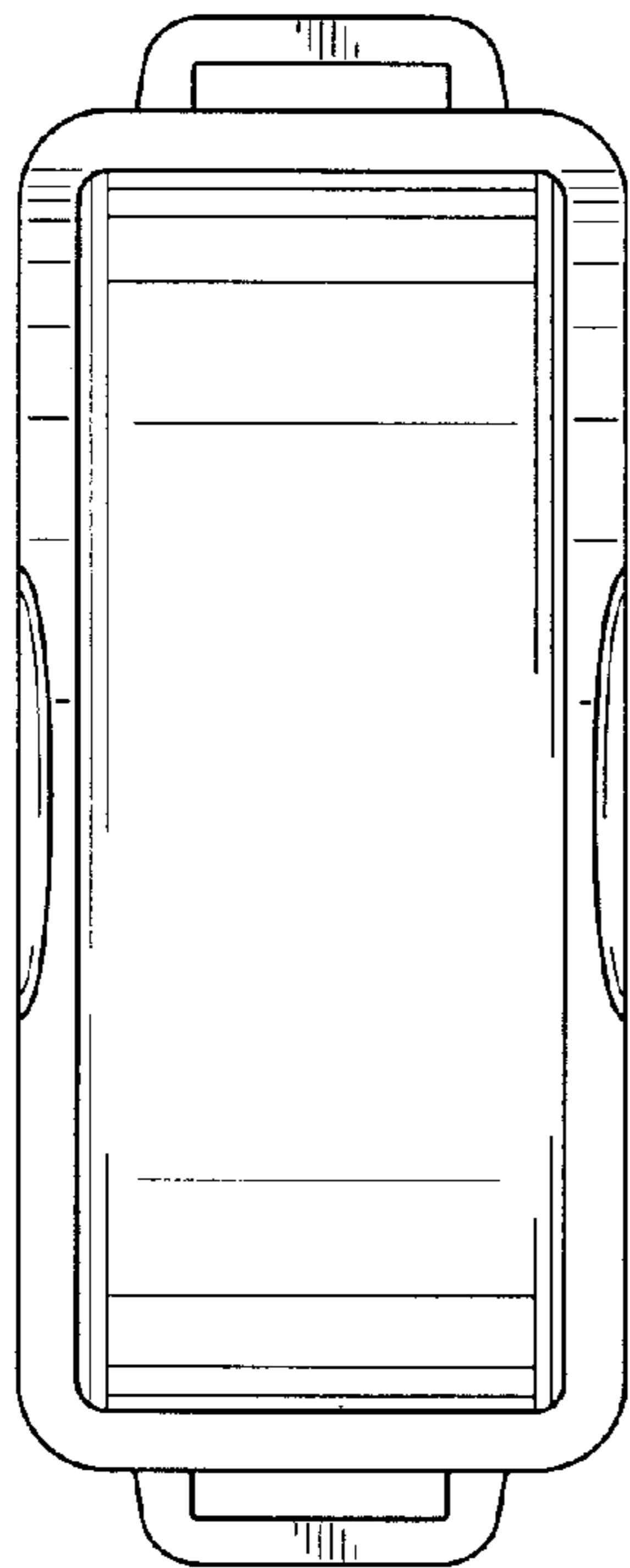


FIG. 5




FIG. 6

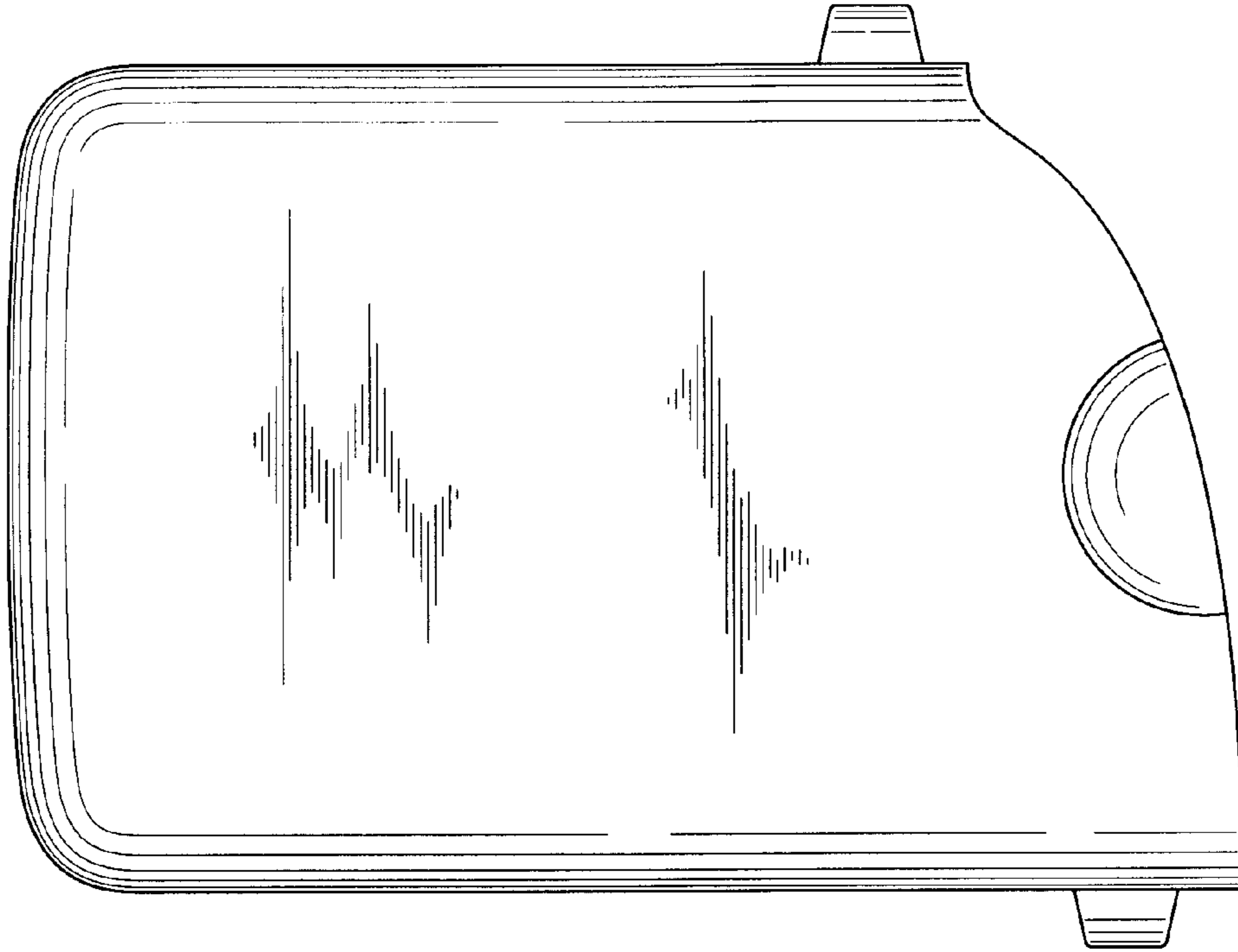


FIG. 7

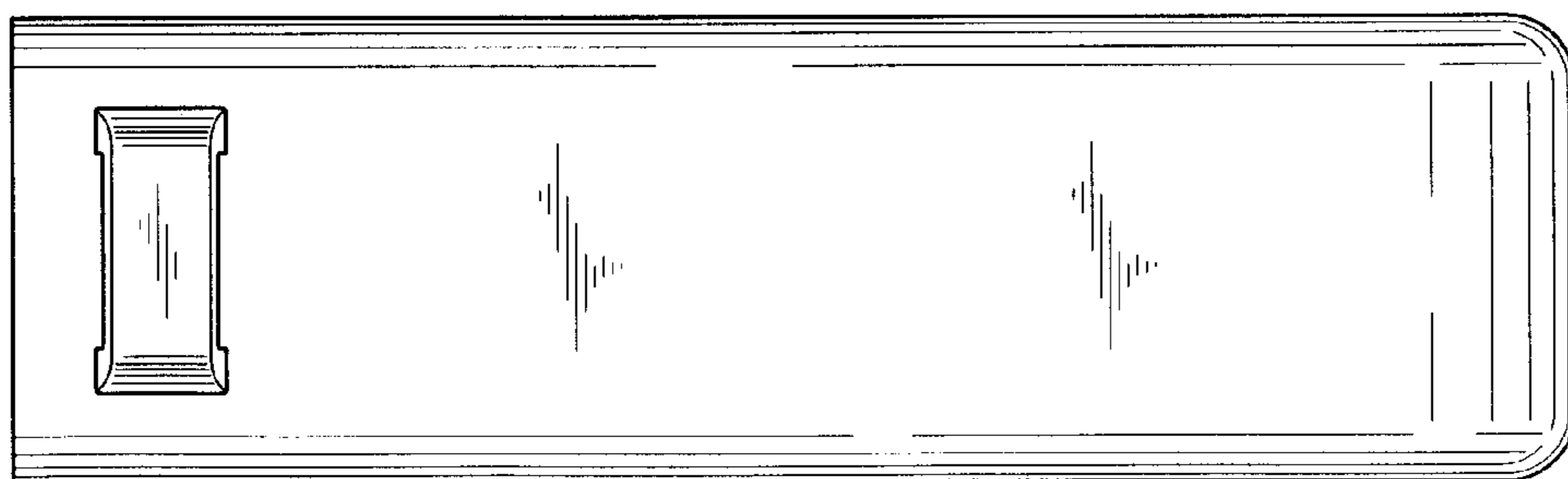


FIG. 8

