

US00D543694S

(12) **United States Design Patent**  
**Wang**

(10) **Patent No.:** **US D543,694 S**

(45) **Date of Patent:** **\*\* Jun. 5, 2007**

(54) **CLIP-ON HOLDER FOR A WIRELESS COMMUNICATIONS HEADSET**

D515,310 S \* 2/2006 Liu et al. .... D3/218  
D527,896 S \* 9/2006 Fenner ..... D3/228

(75) Inventor: **Bowman Wang**, Ben Lomond, CA (US)

\* cited by examiner

*Primary Examiner*—Catherine R. Oliver

(73) Assignee: **Plantronics, Inc.**, Santa Cruz, CA (US)

(57) **CLAIM**

(\*\*) Term: **14 Years**

The ornamental design for a clip-on holder for a wireless communications headset, as shown and described.

(21) Appl. No.: **29/261,042**

(22) Filed: **Jun. 5, 2006**

**DESCRIPTION**

(51) **LOC (8) Cl.** ..... **03-01**

This application is related to U.S. design patent application Ser. No. 29/261,043 filed concurrently herewith.

(52) **U.S. Cl.** ..... **D3/218**

(58) **Field of Classification Search** ..... D3/218,  
D3/219, 215, 203.2, 207–212, 228; 224/930,  
224/666, 908, 673, 600; 206/320, 305; 455/90;  
379/455

FIG. 1 is an upper left front side perspective view of a clip-on holder for a wireless communications headset showing my new design;

See application file for complete search history.

FIG. 2 is a front elevation view thereof;

FIG. 3 is a right side elevation view thereof;

FIG. 4 is a left side elevation view thereof;

FIG. 5 is a top plan view thereof; and,

FIG. 6 is a bottom plan view thereof.


(56) **References Cited**

**U.S. PATENT DOCUMENTS**

D413,435 S \* 9/1999 Chapman et al. .... D3/219  
D433,564 S \* 11/2000 Backman et al. .... D3/228  
D501,307 S \* 2/2005 Sterns ..... D3/203.2

**1 Claim, 2 Drawing Sheets**

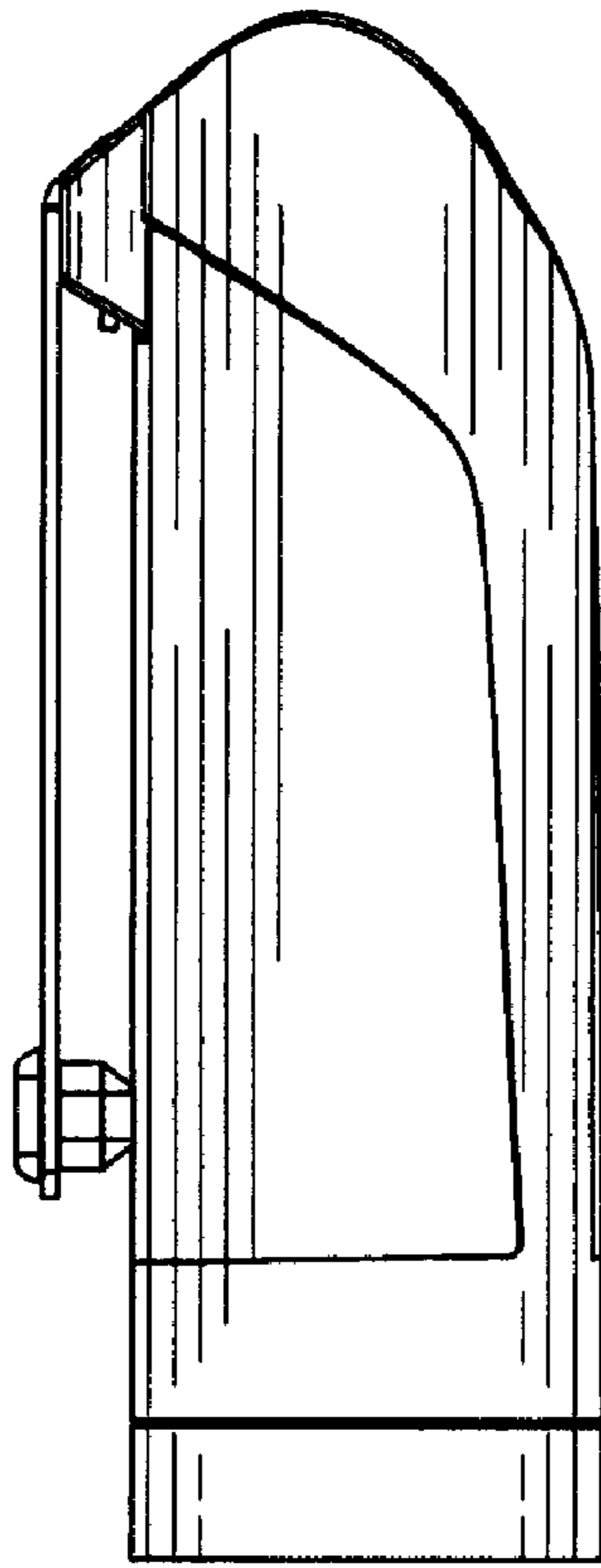




**FIG. 1**



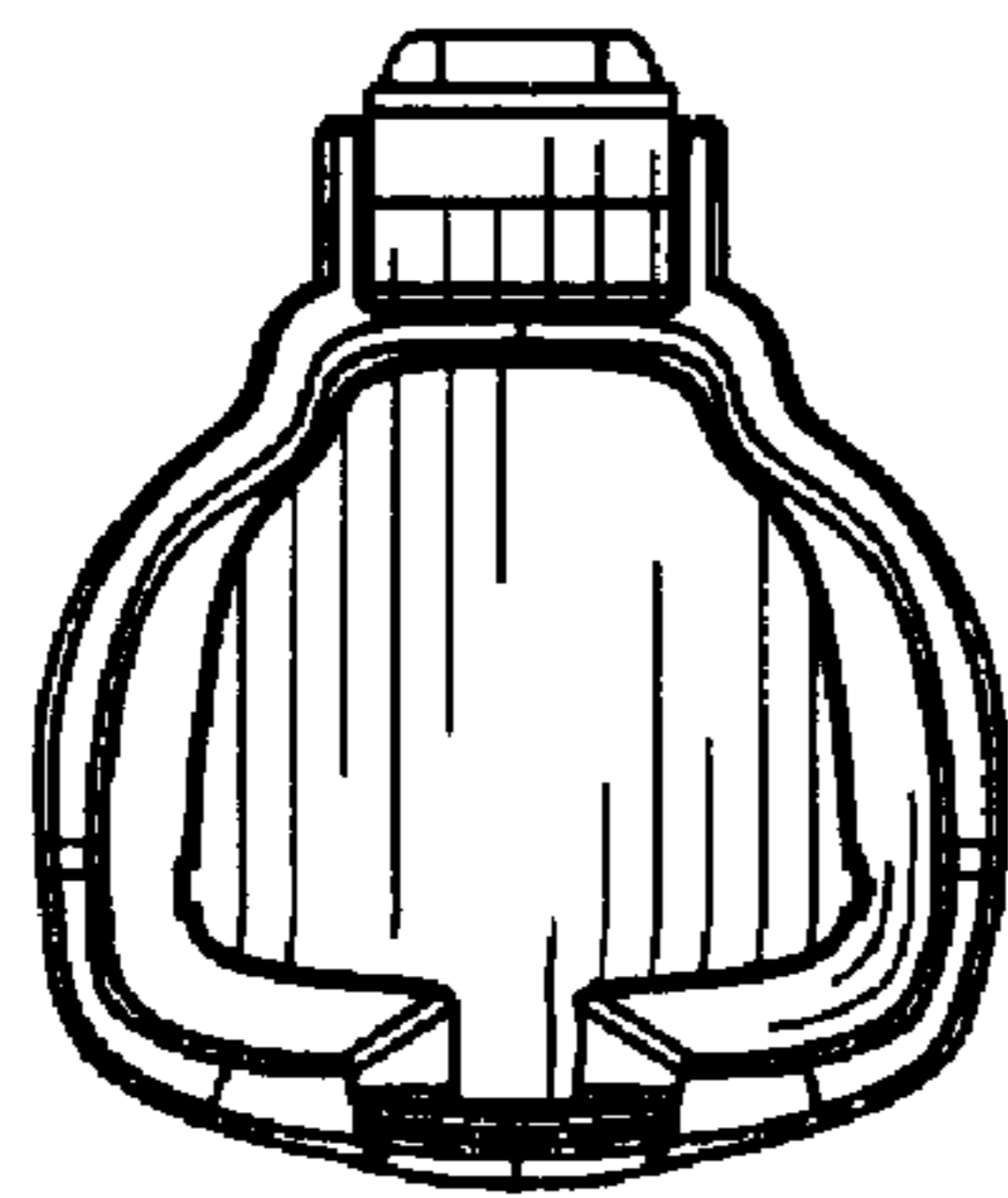
**FIG. 2**




**FIG. 3**



**FIG. 4**



**FIG. 5**



**FIG. 6**