

US00D543689S

(12) **United States Design Patent**  
**Chan**

(10) **Patent No.:** **US D543,689 S**  
(45) **Date of Patent:** **\*\* Jun. 5, 2007**

- (54) **SHOE SOLE**
- (75) Inventor: **Marya L. Chan**, Boston, MA (US)
- (73) Assignee: **New Balance Athletic Shoe, Inc.**,  
Boston, MA (US)
- (\*\*) Term: **14 Years**
- (21) Appl. No.: **29/265,939**
- (22) Filed: **Sep. 11, 2006**

6,769,202 B1 *	8/2004	Luthi et al. ....	36/28
D499,247 S *	12/2004	Wahoske et al. ....	D2/972
D499,541 S *	12/2004	Dolan .....	D2/977
D500,585 S *	1/2005	Wahoske et al. ....	D2/972
D511,618 S *	11/2005	McDowell et al. ....	D2/977
7,017,285 B2 *	3/2006	Lakic .....	36/29
D522,221 S *	6/2006	Shin .....	D2/964
D523,232 S *	6/2006	Shaffer .....	D2/977
D523,628 S *	6/2006	Young .....	D2/977
D524,035 S *	7/2006	Greene et al. ....	D2/977
D524,535 S *	7/2006	Cass .....	D2/977

\* cited by examiner

**Related U.S. Application Data**

- (63) Continuation-in-part of application No. 29/255,603, filed on Mar. 10, 2006, now Pat. No. Des. 532,597, and a continuation-in-part of application No. 29/255,604, filed on Mar. 10, 2006, now Pat. No. Des. 532,598, said application No. 29/255,603 is a continuation of application No. 11/077,327, filed on Mar. 10, 2005, said application No. 29/255,604 is a continuation of application No. 11/077,327.

*Primary Examiner*—Dominic Simone

(74) *Attorney, Agent, or Firm*—Goodwin Procter LLP;  
Richard I. Samuel

- (51) **LOC (8) Cl.** ..... **02-99**
- (52) **U.S. Cl.** ..... **D2/977**
- (58) **Field of Classification Search** ..... D2/902,  
D2/906-908, 946, 947-960, 964, 977; 36/26,  
36/32 R  
See application file for complete search history.

(57) **CLAIM**

The ornamental design for a shoe sole, as shown and described.

**DESCRIPTION**

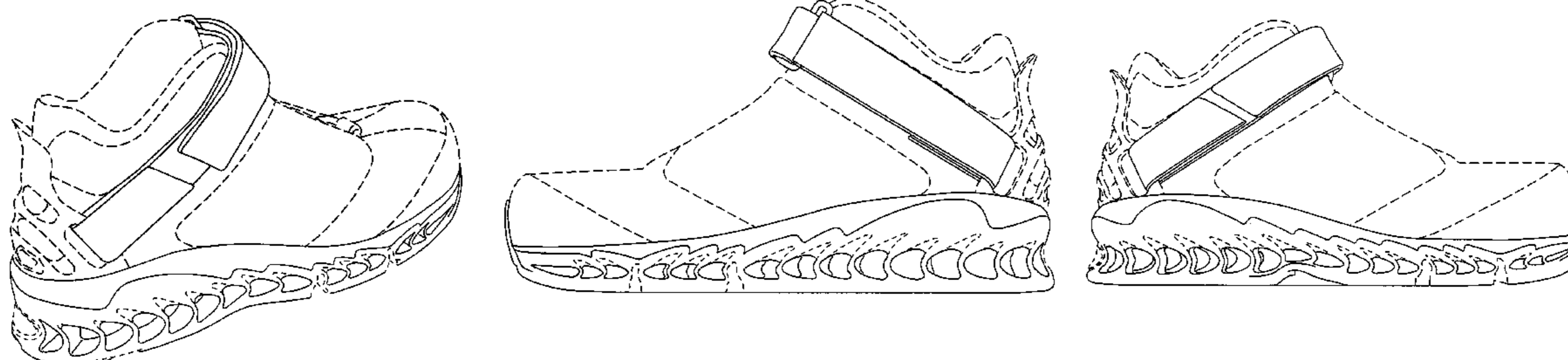
FIG. 1 is a perspective view of a shoe sole showing the new design;  
 FIG. 2 is a front elevational view thereof;  
 FIG. 3 is a rear elevation view thereof;  
 FIG. 4 is a left side elevational view thereof; and,  
 FIG. 5 is a right side elevational view thereof.  
 The broken lines in the Figures are for illustrative purposes only and form no part of the claimed design.

(56) **References Cited**

**U.S. PATENT DOCUMENTS**

- D378,012 S \* 2/1997 Le ..... D2/964
- 5,797,199 A \* 8/1998 Miller et al. .... 36/28

**1 Claim, 4 Drawing Sheets**



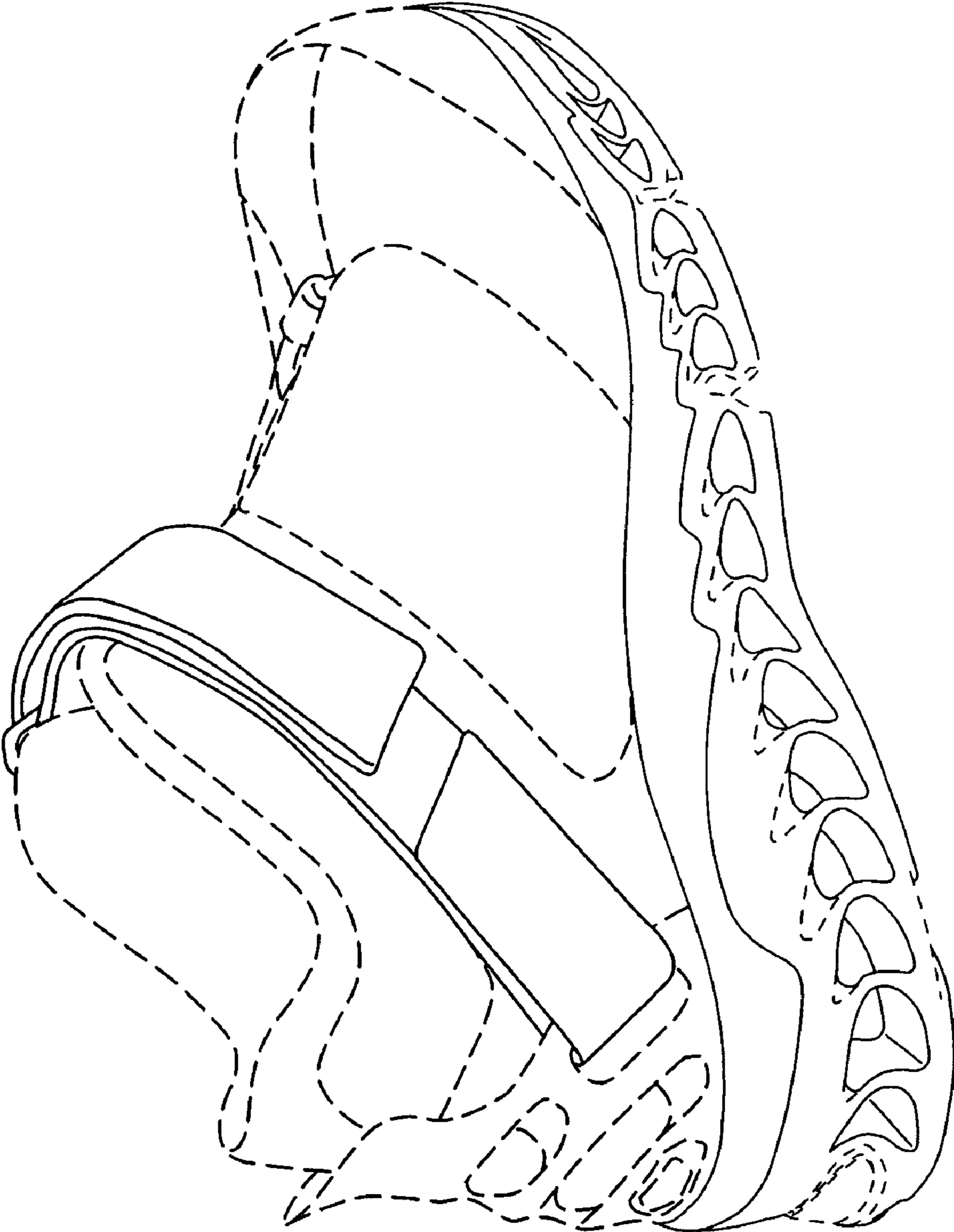


FIG. 1

FIG. 3

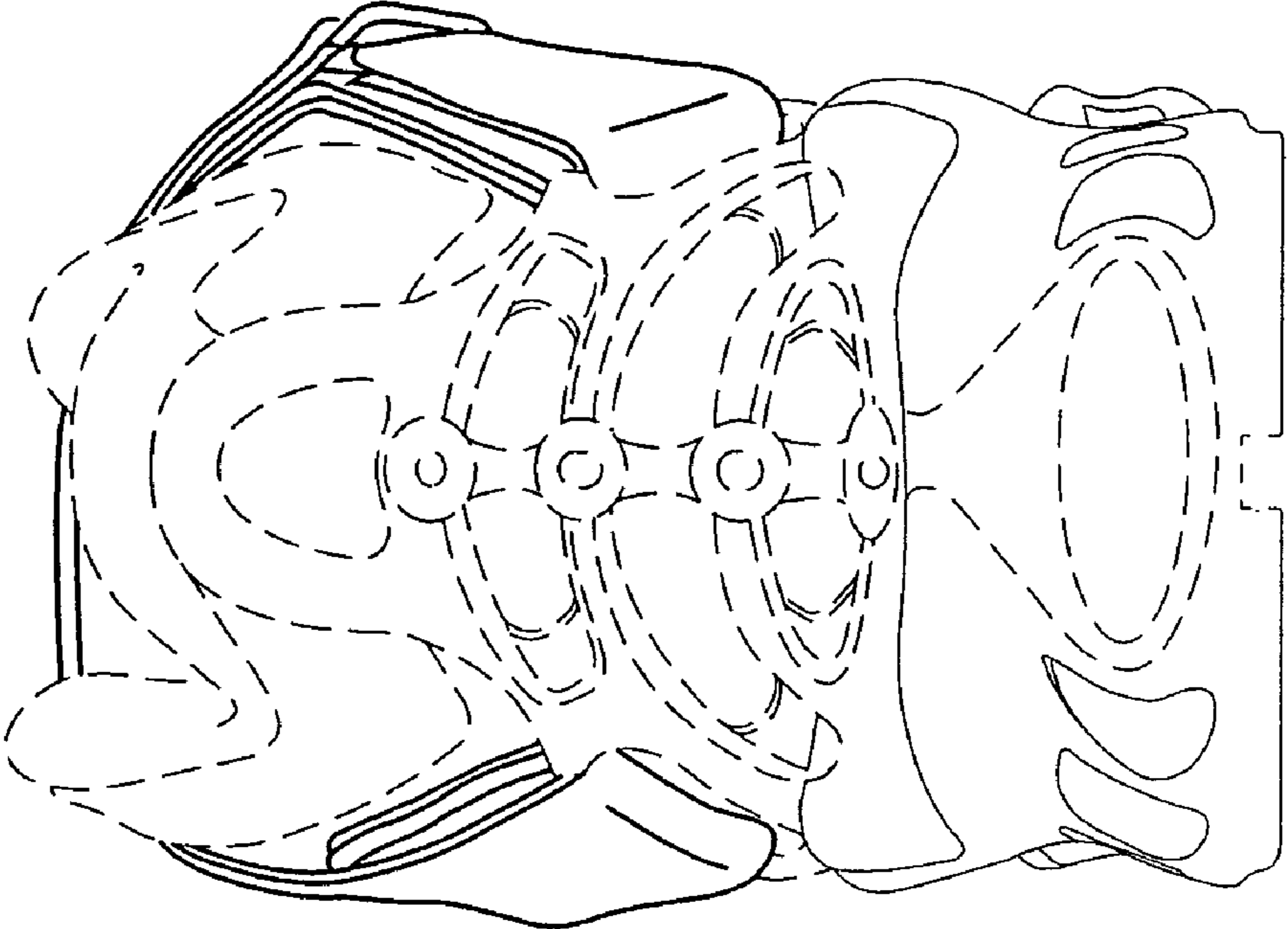
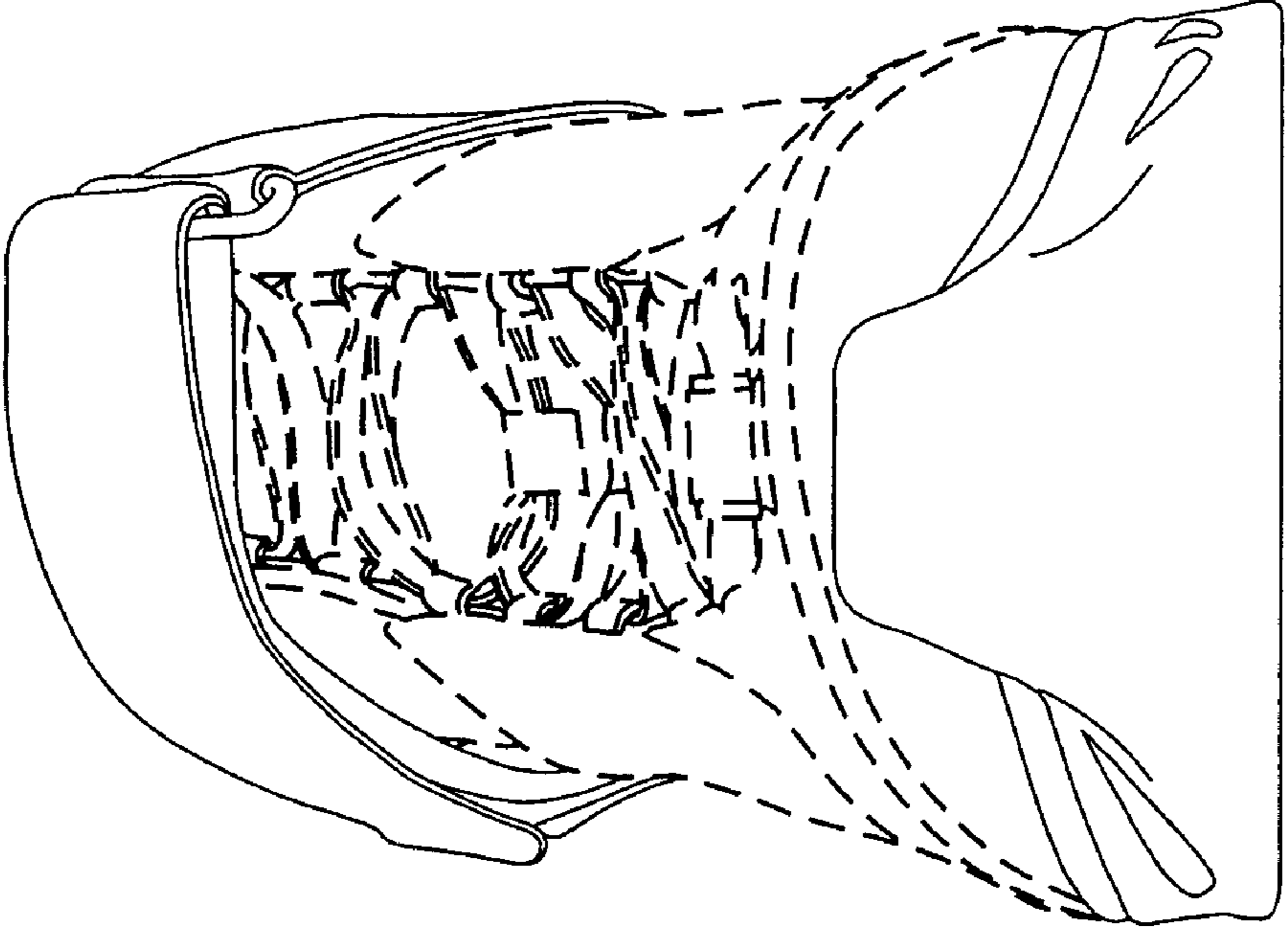


FIG. 2



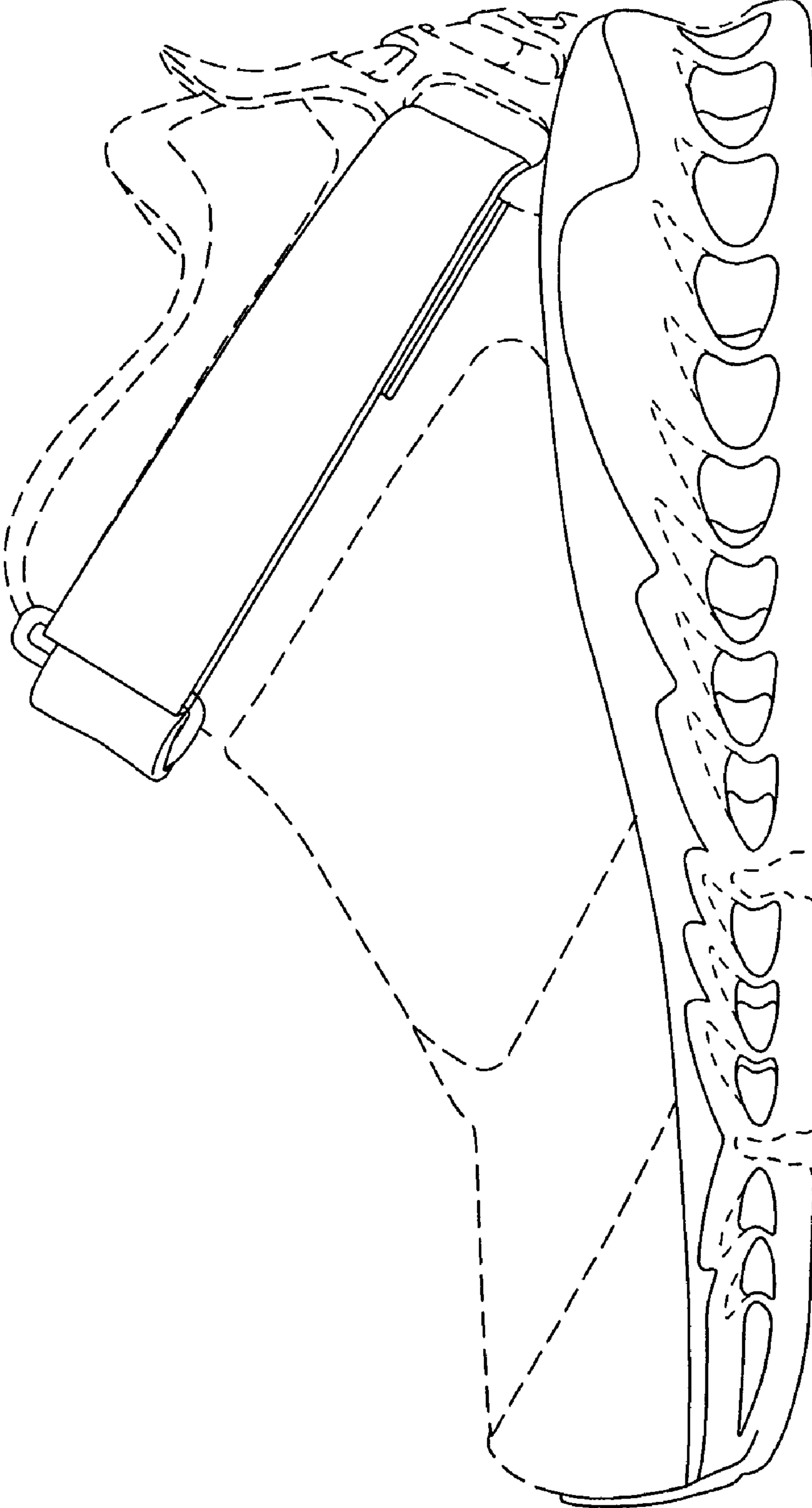


FIG. 4



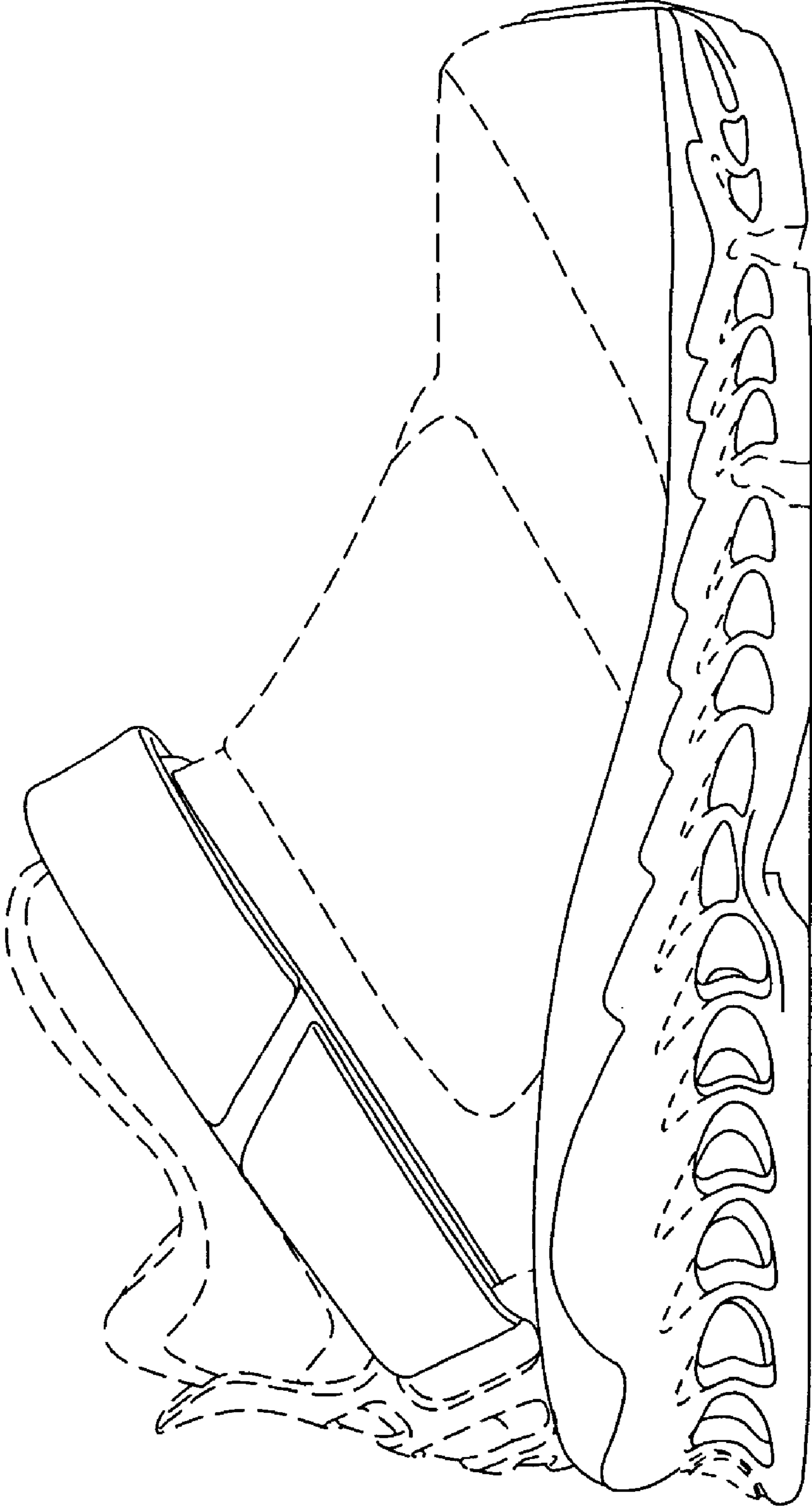


FIG. 5