

US00D543687S

(12) **United States Design Patent**
Duclos

(10) **Patent No.:** **US D543,687 S**
(45) **Date of Patent:** **** Jun. 5, 2007**

(54) **PORTION OF A SHOE**

D522,722 S * 6/2006 Wilkenfeld et al. D2/902

(75) Inventor: **Gary Duclos**, Newburyport, MA (US)

OTHER PUBLICATIONS

(73) Assignee: **Converse Inc.**, North Andover, MA (US)

Converse Inc., Converse Spring 2004 Product Workbook, 2004 (month and day unknown).

(**) Term: **14 Years**

* cited by examiner

(21) Appl. No.: **29/222,825**

Primary Examiner—Dominic Simone

(22) Filed: **Feb. 4, 2005**

(74) *Attorney, Agent, or Firm*—Thompson Coburn LLP

(51) **LOC (8) Cl.** **02-99**

(52) **U.S. Cl.** **D2/972**

(58) **Field of Classification Search** D2/902,
D2/906–908, 943, 944, 969, 972–974; 36/45,
36/50.1, 77 M, 77 R, 83, 88, 113, 114, 126–131
See application file for complete search history.

(57) **CLAIM**

The ornamental design for a portion of a shoe, as shown and described.

(56) **References Cited**

DESCRIPTION

U.S. PATENT DOCUMENTS

D302,899 S *	8/1989	Brown	D2/972
D326,763 S *	6/1992	Holbrook	D2/907
D393,358 S *	4/1998	Teague	D2/947
D412,395 S *	8/1999	von Conta et al.	D2/969
D420,783 S *	2/2000	Brady et al.	D2/902
D444,294 S *	7/2001	Fini	D2/972
D501,298 S *	2/2005	Robbins et al.	D2/969
D515,287 S *	2/2006	Ardissono	D2/907
D519,726 S *	5/2006	Duclos	D2/972
D520,725 S *	5/2006	Duclos	D2/972
D520,726 S *	5/2006	Duclos	D2/972
D522,222 S *	6/2006	Burg	D2/969

FIG. 1 is a left side elevational view of a shoe showing my new design;

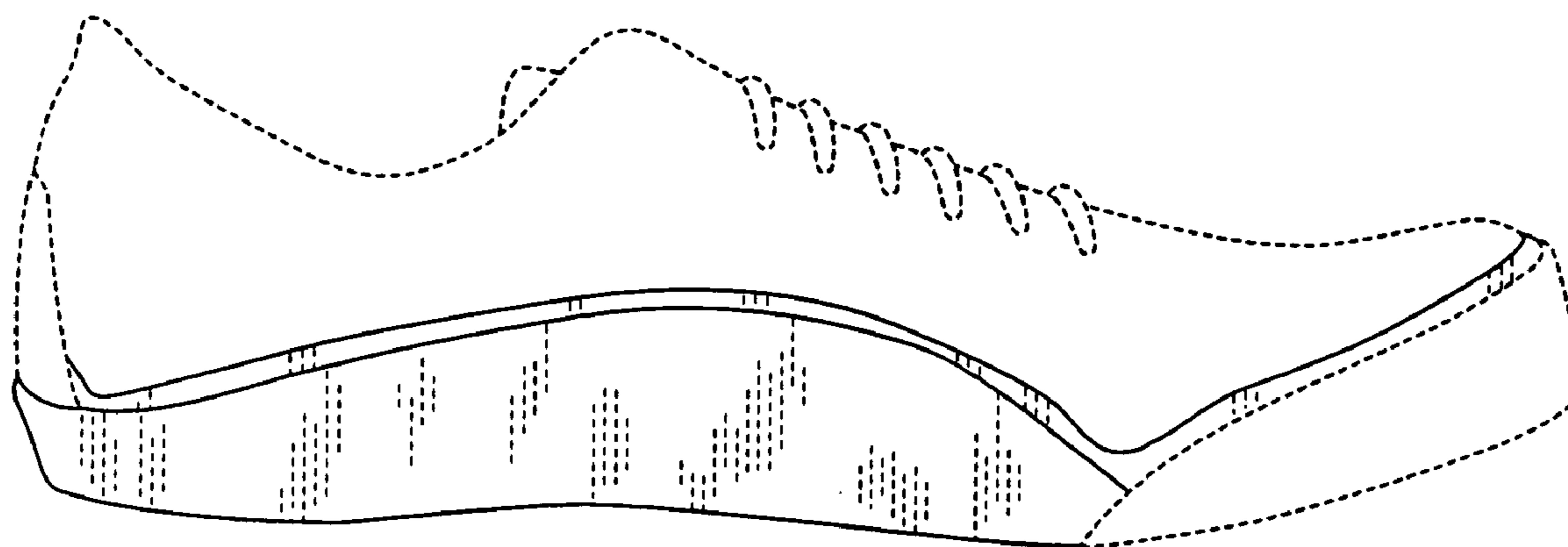
FIG. 2 is a right side elevational view thereof;

FIG. 3 is a front elevational view thereof; and,

FIG. 4 is a rear elevational view thereof.

The broken lines within the solid lines of the claimed design are shading illustrative of a surface contour that may be incorporated within the boundaries of, but does not form a part of, the claimed design. The broken lines immediately adjacent to the shaded areas represent the bounds of the claimed design. All other broken lines represent the remaining portions of the shoe. The broken lines are for illustrative purposes only and form no part of the claimed design.

1 Claim, 2 Drawing Sheets



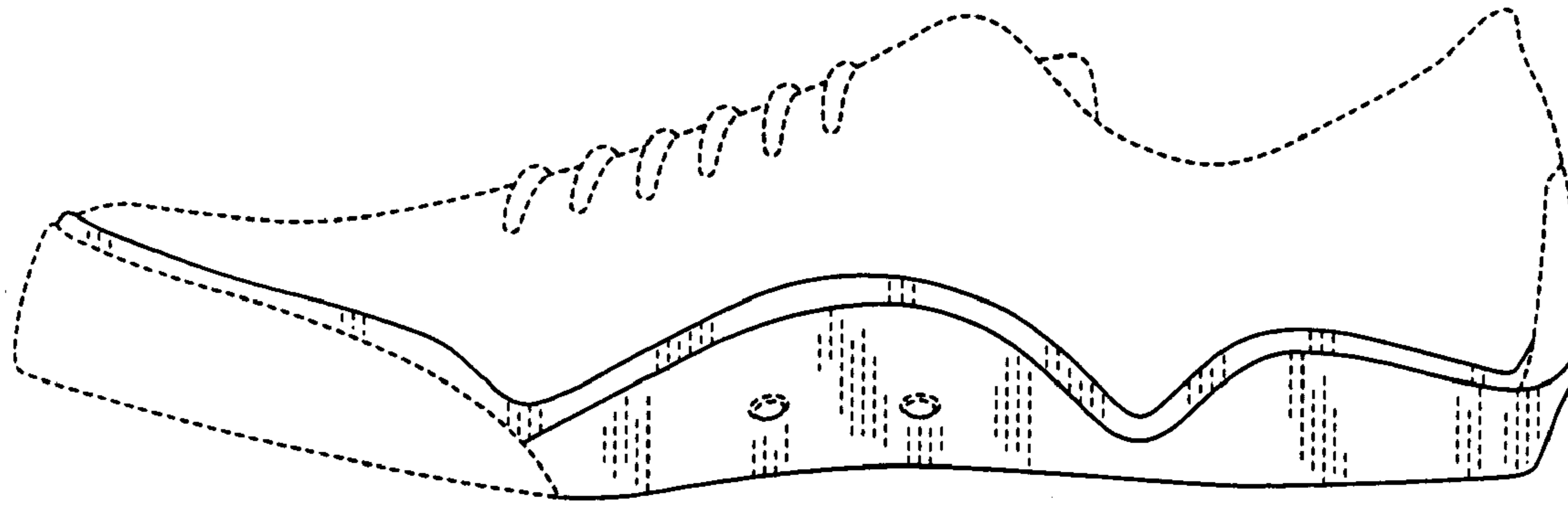


Figure 1

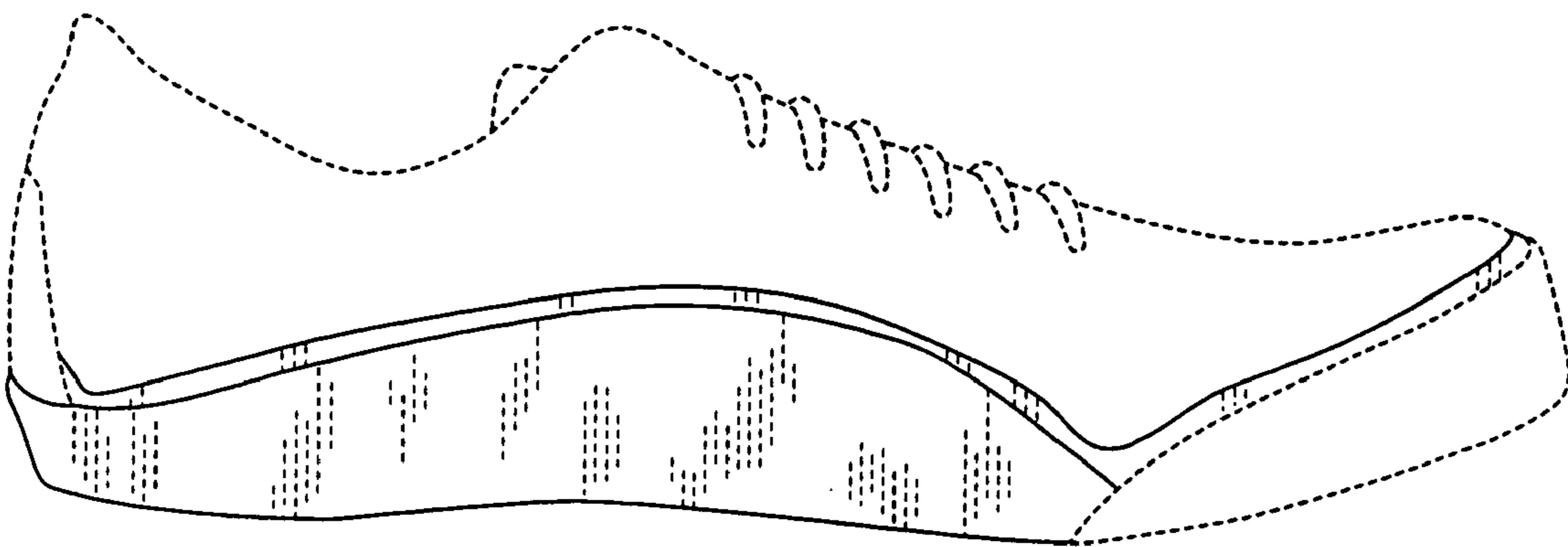


Figure 2

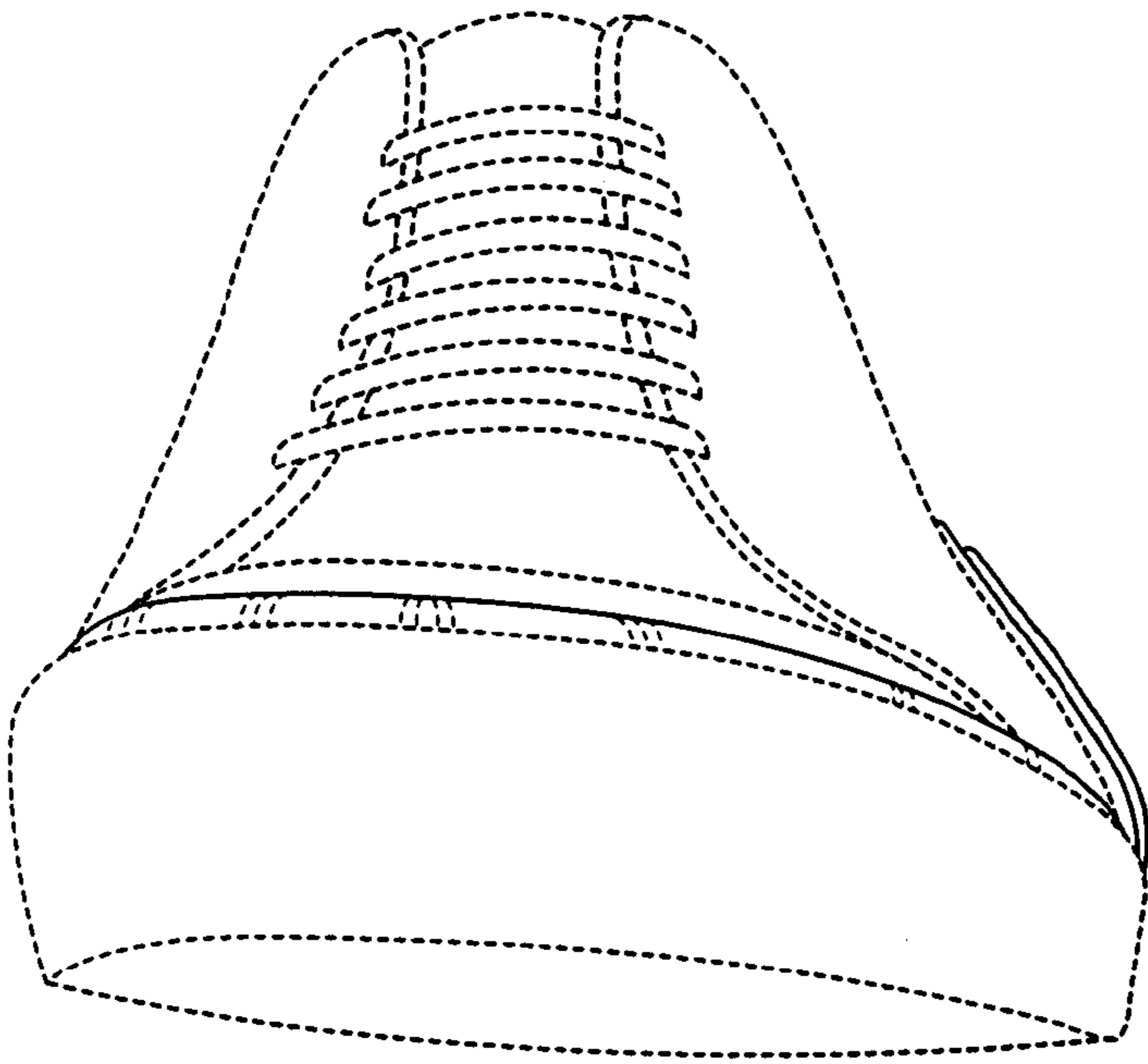


Figure 3

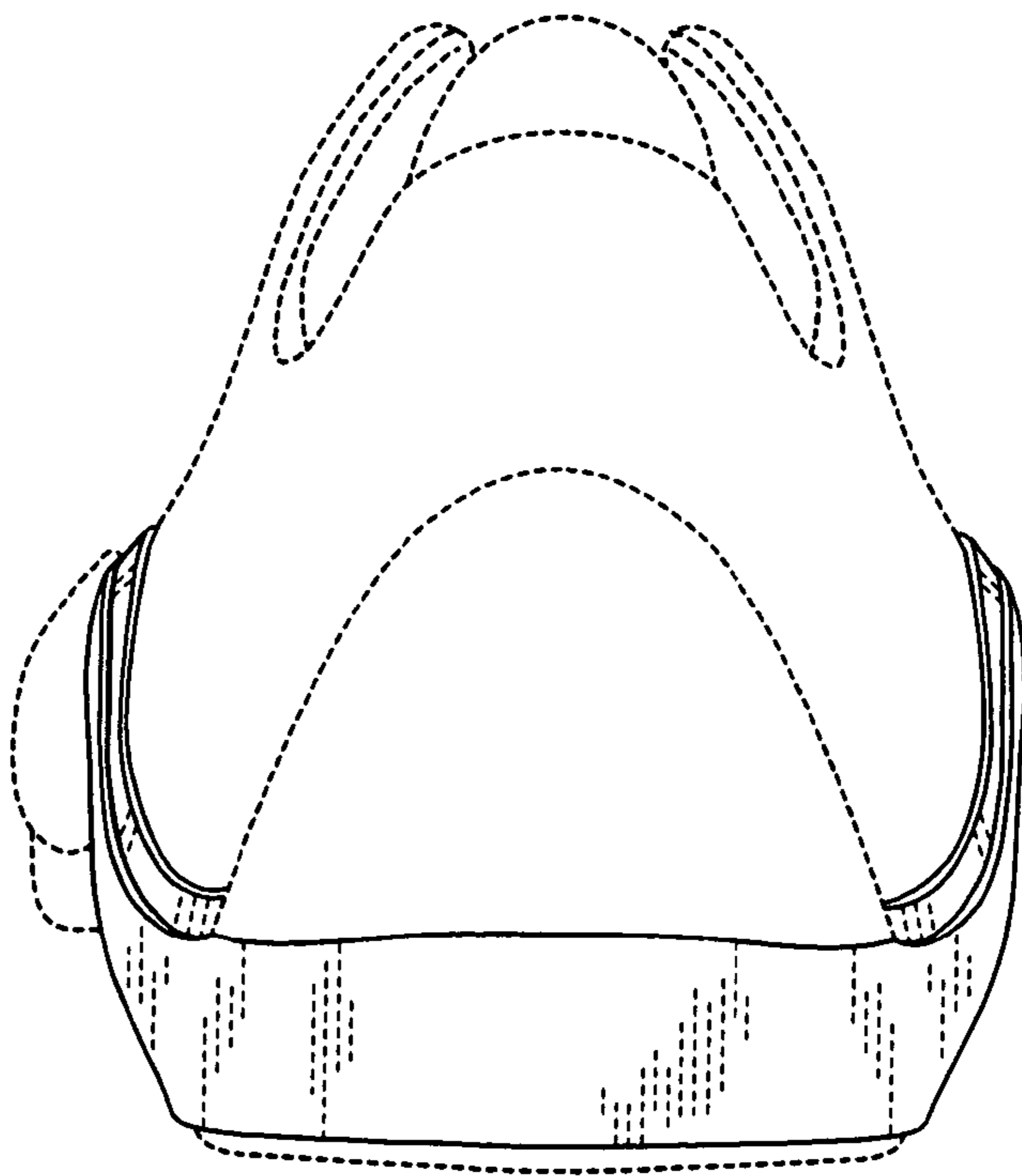


Figure 4