



US00D543686S

(12) **United States Design Patent** (10) **Patent No.:** **US D543,686 S**  
**Andersen et al.** (45) **Date of Patent:** **\*\* Jun. 5, 2007**

(54) **FOOTWEAR UPPER**

(75) Inventors: **Deborah H. Andersen**, Prevost (CA);  
**Martin W. F. Dean**, St. Albans (GB);  
**Grant A. Urie**, Shelburne, VT (US)

(73) Assignee: **Wolverine World Wide, Inc.**,  
Rockford, MI (US)

(\*\*) Term: **14 Years**

(21) Appl. No.: **29/260,022**

(22) Filed: **May 18, 2006**

(51) **LOC (8) Cl.** ..... **02-99**

(52) **U.S. Cl.** ..... **D2/969; D2/916**

(58) **Field of Classification Search** ..... D2/916-918,  
D2/919-922, 969; 36/10, 11.5  
See application file for complete search history.

(56) **References Cited**

**U.S. PATENT DOCUMENTS**

2,114,421	A	*	4/1938	Giuffre	.....	36/11.5
D224,763	S	*	9/1972	Fukuoka	.....	D2/918
D481,861	S	*	11/2003	Robbins	.....	D2/969
D504,010	S	*	4/2005	Le et al.	.....	D2/969
D504,213	S	*	4/2005	Matis	.....	D2/969
D504,557	S	*	5/2005	Bandini et al.	.....	D2/969

**OTHER PUBLICATIONS**

Merrell Spring 2005 Catalog, pp. 43, 55, 61-65.  
Donald Pliner Sandal.

\* cited by examiner

*Primary Examiner*—Dominic Simone  
(74) *Attorney, Agent, or Firm*—Warner Norcross & Judd  
LLP

(57) **CLAIM**

The ornamental design for footwear upper, as shown and described.

**DESCRIPTION**

FIG. 1 is a perspective view of the footwear upper embodying the new design;

FIG. 2 is a top view thereof;

FIG. 3 is a right side view thereof;

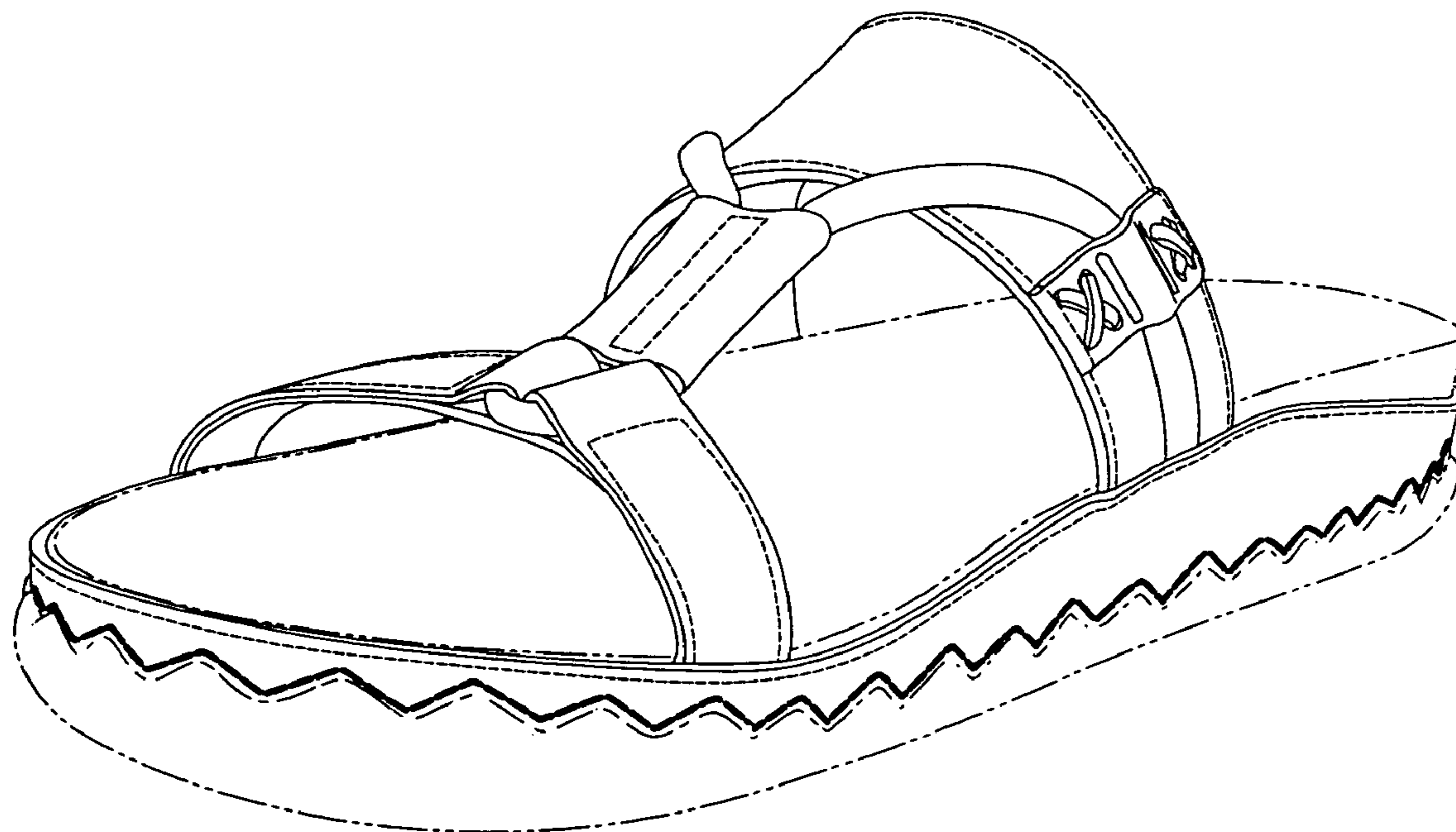
FIG. 4 is a left side view thereof;

FIG. 5 is a front view thereof; and,

FIG. 6 is a rear view thereof.

FIGS. 1-6 show features of an article of footwear in phantom lines. These features are shown for environmental purposes and do not form any part of the claimed design. Further, the phantom lines immediately adjacent the solid-line portions of the design form the boundary of the design, with the phantom lines forming no part of the claimed design.

**1 Claim, 4 Drawing Sheets**



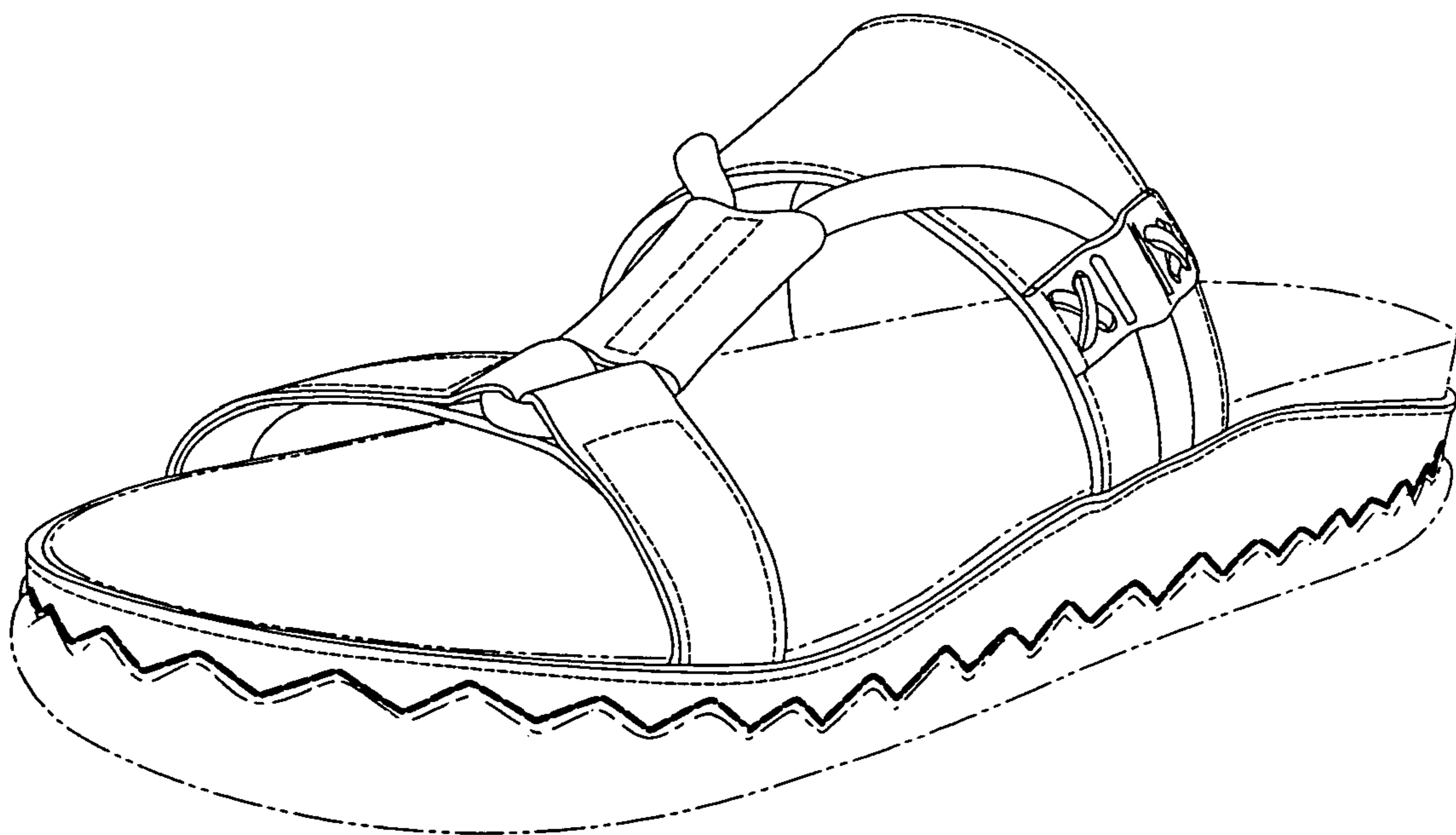


Fig. 1

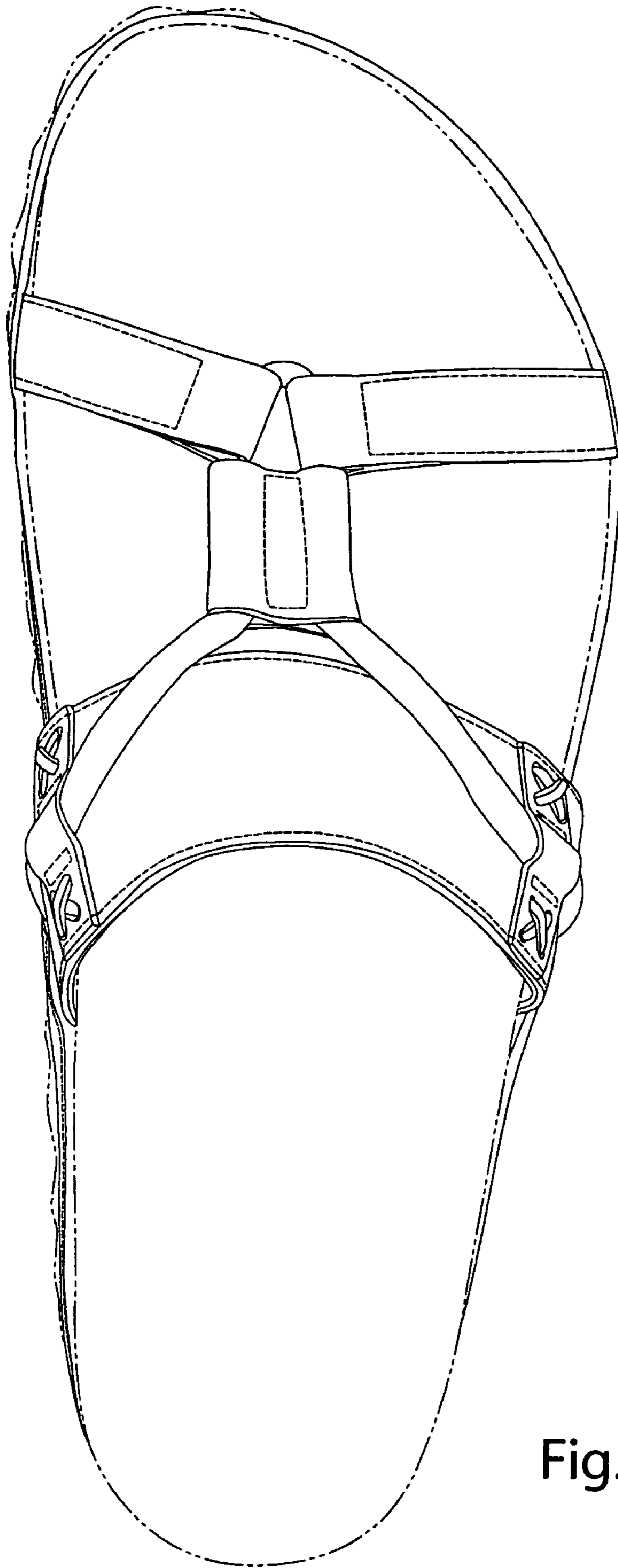


Fig. 2




Fig. 3




Fig. 4

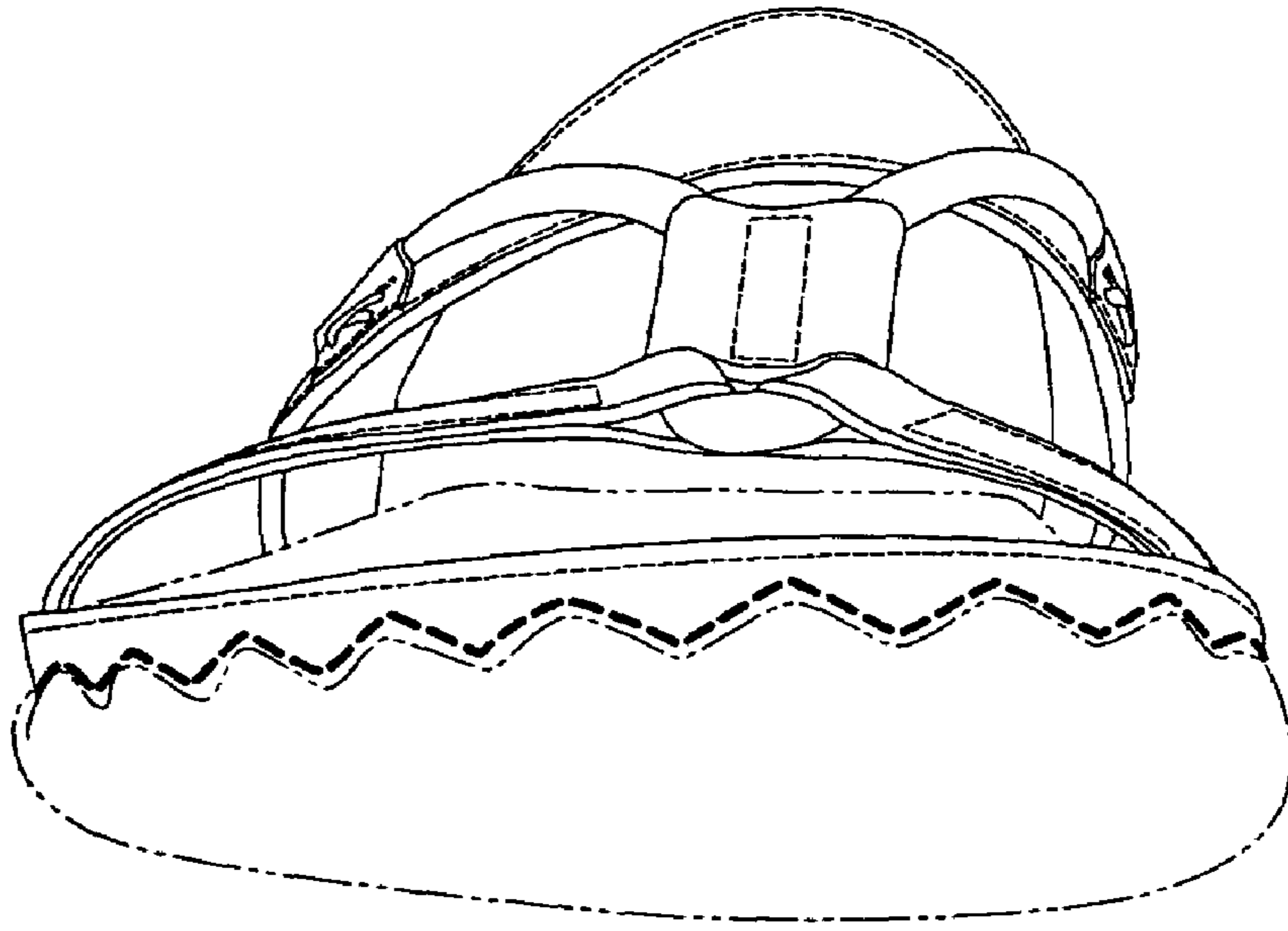


Fig. 5

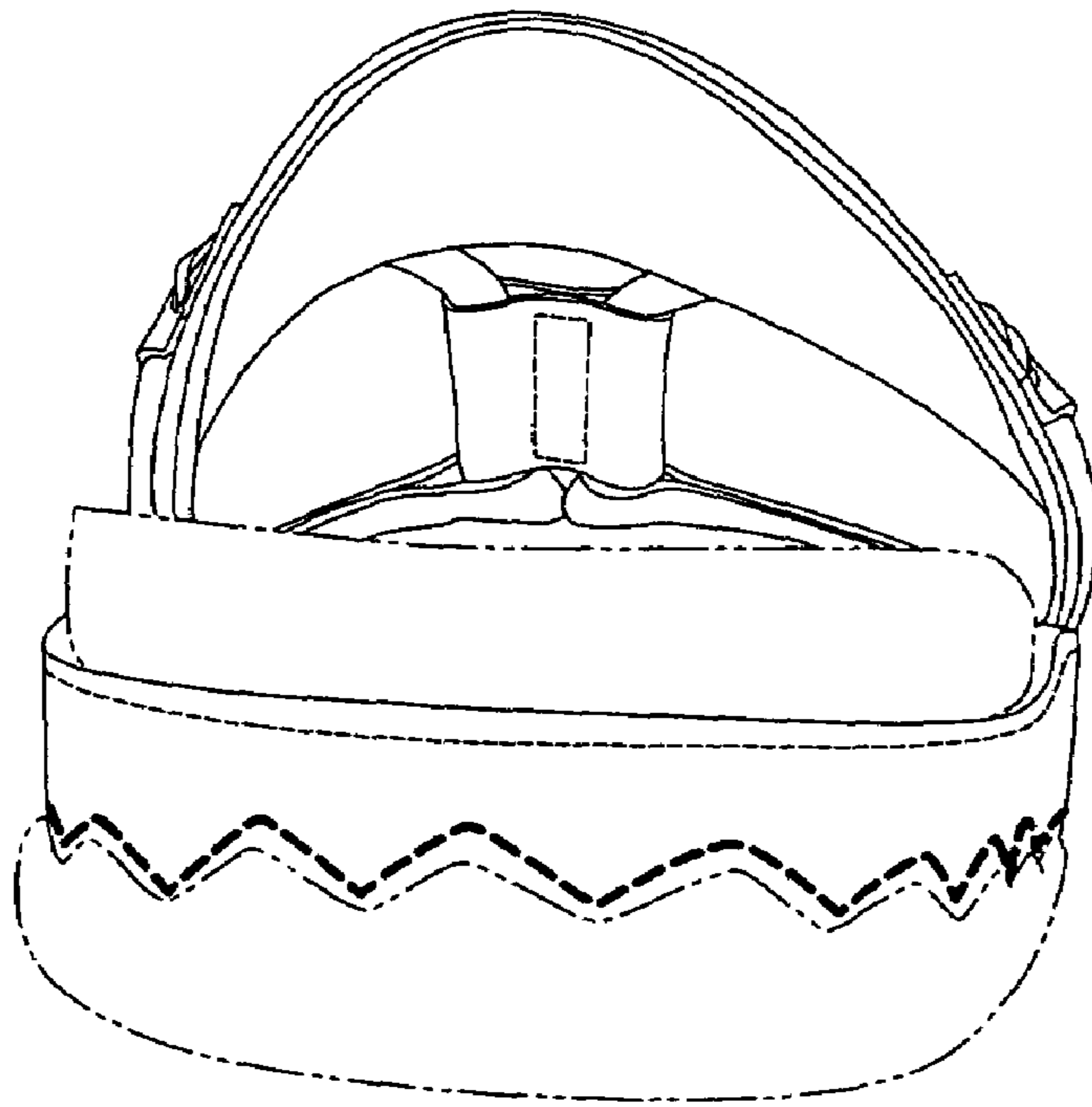


Fig. 6