



US00D543684S

(12) **United States Design Patent**
Andersen et al.

(10) **Patent No.:** **US D543,684 S**

(45) **Date of Patent:** **** Jun. 5, 2007**

(54) **FOOTWEAR UPPER**

(75) Inventors: **Deborah H. Andersen**, Prevost (CA);
Martin W. F. Dean, St. Albans (GB);
Grant A. Urie, Shelburne, VT (US)

(73) Assignee: **Wolverine World Wide, Inc.**,
Rockford, MI (US)

(**) Term: **14 Years**

(21) Appl. No.: **29/259,965**

(22) Filed: **May 18, 2006**

(51) **LOC (8) Cl.** **02-99**

(52) **U.S. Cl.** **D2/969; D2/917**

(58) **Field of Classification Search** D2/916-918,
D2/919-922, 969; 36/10, 11.5
See application file for complete search history.

(56) **References Cited**

U.S. PATENT DOCUMENTS

D448,542 S	*	10/2001	Bryant	D2/917
D450,178 S	*	11/2001	Boncutter	D2/917
D461,301 S	*	8/2002	Urie	D2/969
D495,123 S	*	8/2004	Wakatake	D2/969
D504,211 S	*	4/2005	Matis	D2/969
D511,241 S	*	11/2005	Cobian	D2/917
D528,746 S	*	9/2006	Belley et al.	D2/916
D530,489 S	*	10/2006	Comeau	D2/917

OTHER PUBLICATIONS

Merrell Spring 2005 catalog, pp. 55, 62.

* cited by examiner

Primary Examiner—Dominic Simone

(74) *Attorney, Agent, or Firm*—Warner Norcross & Judd
LLP

(57) **CLAIM**

The ornamental design for footwear upper, as shown and described.

DESCRIPTION

FIG. 1 is a perspective view of the footwear upper embodying the new design;

FIG. 2 is a top view thereof;

FIG. 3 is a right side view thereof;


FIG. 4 is a left side view thereof;

FIG. 5 is a front view thereof; and,

FIG. 6 is a rear view thereof.

FIGS. 1-6 show features of an article of footwear in phantom lines. These features are shown for environmental purposes and do not form any part of the claimed design. Further, the phantom lines immediately adjacent the solid-line portions of the design form the boundary of the design, with the phantom lines forming no part of the claimed design.

1 Claim, 4 Drawing Sheets






Fig. 1

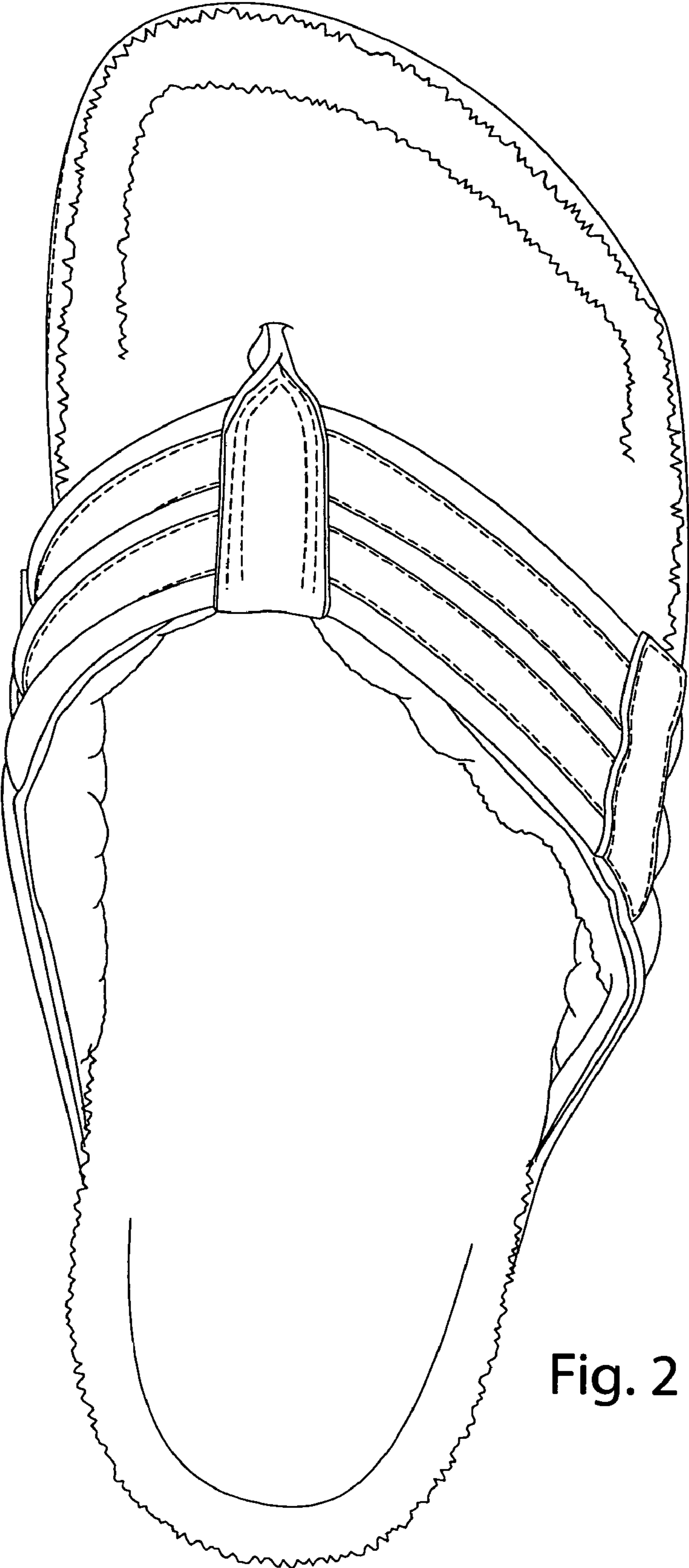


Fig. 2

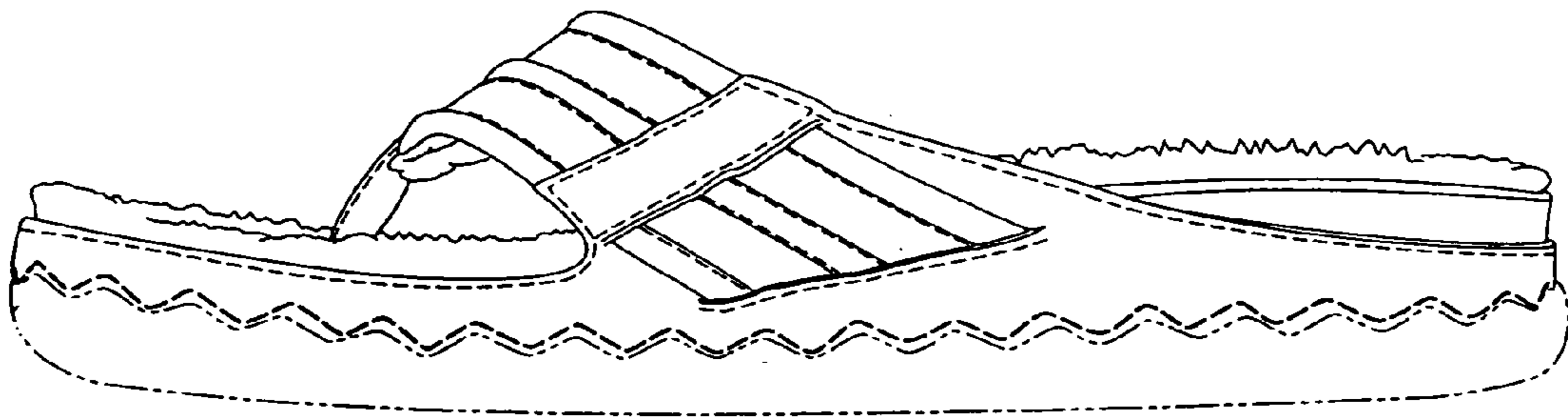


Fig. 3

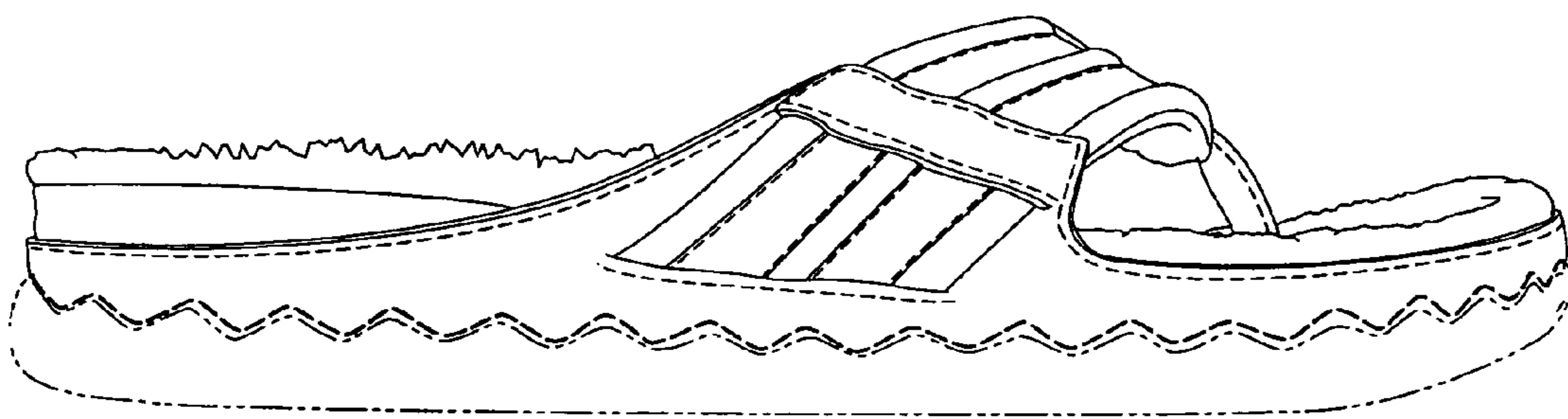


Fig. 4

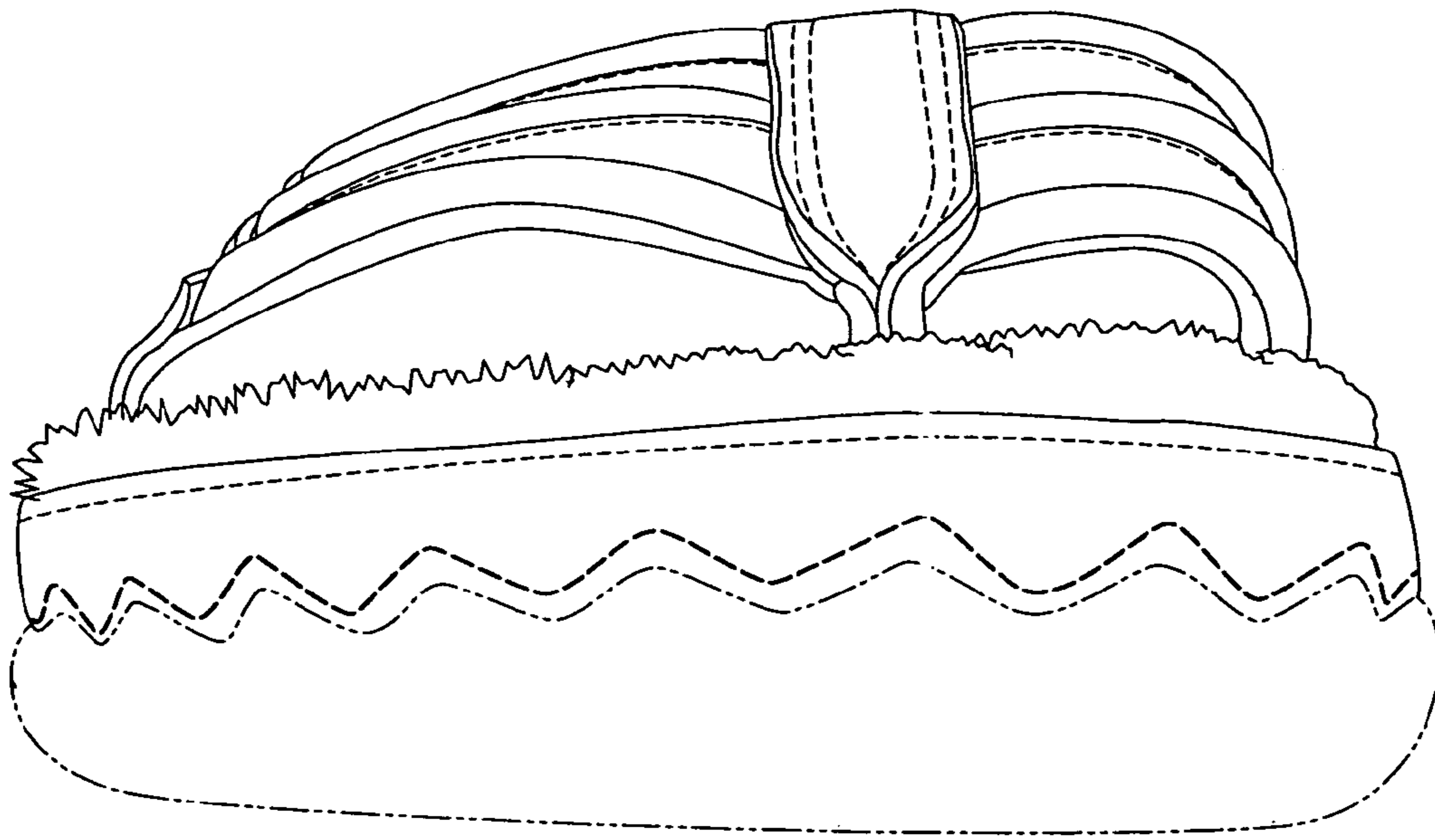


Fig. 5

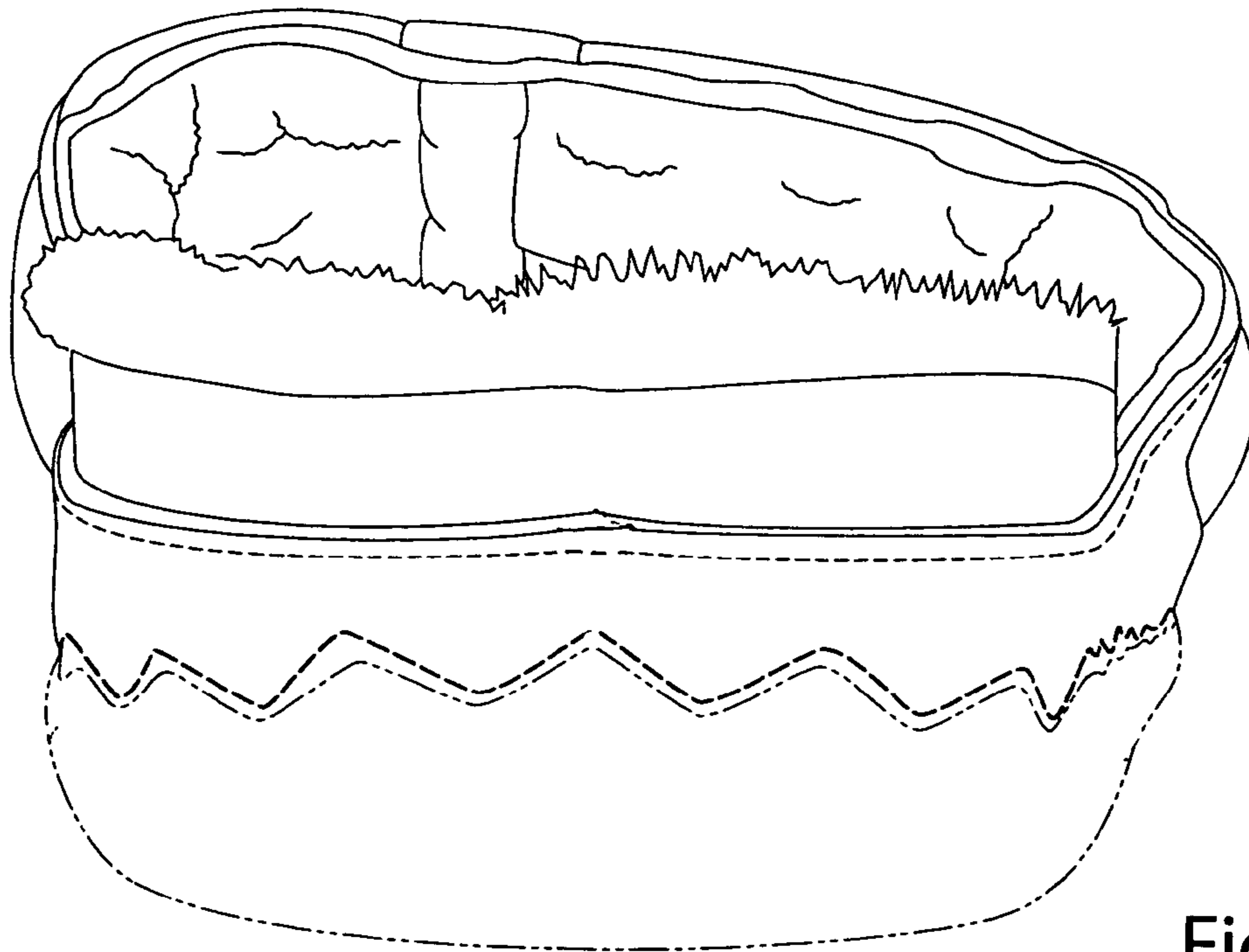


Fig. 6