

US00D543663S

(12) **United States Design Patent**
Bivona et al.

(10) **Patent No.: US D543,663 S**

(45) **Date of Patent: ** May 29, 2007**

(54) **TWEEZER**

(75) Inventors: **Antonette Bivona**, Bayside, NY (US);
John David Butcher, Scotch Plains, NJ
(US)

(73) Assignee: **Revlon Consumer Products Corporation**, New York, NY (US)

(**) Term: **14 Years**

(21) Appl. No.: **29/248,571**

(22) Filed: **Aug. 22, 2006**

(51) **LOC (8) Cl.** **28-03**

(52) **U.S. Cl.** **D28/55; D24/143**

(58) **Field of Classification Search** D28/55;
D24/143; 294/99.1, 99.2; 433/159, 162;
606/133, 210, 211

See application file for complete search history.

(56) **References Cited**

U.S. PATENT DOCUMENTS

468,746	A	2/1892	How	
740,549	A	10/1903	Gilbert	
950,499	A	3/1910	Wells	
1,657,497	A *	1/1928	Cichon 294/99.2
D159,612	S	8/1950	Henkel	
3,306,139	A	2/1967	Brackett	
4,761,028	A	8/1988	Dulebohn	

D301,371	S	5/1989	Kaprelian	
D456,077	S *	4/2002	Etter et al. D24/143
D456,097	S *	4/2002	LaMagna et al. D28/55
D485,359	S	1/2004	McMichael	
D506,573	S *	6/2005	de Grandcourt D28/55

OTHER PUBLICATIONS

Related U.S. Appl. No. 29/458,568, filed Aug. 22, 2006, entitled "Tweezer".

Related Design Patent Application, filed Aug. 22, 2006, entitled "Tweezer Tips".

* cited by examiner

Primary Examiner—Jennifer Rivard

(74) *Attorney, Agent, or Firm*—Julie Blackburn

(57) **CLAIM**

The ornamental design for a tweezer, as shown and described.

DESCRIPTION

FIG. 1: is a front perspective view of the tweezer.

FIG. 2: is a right side view of the tweezer.


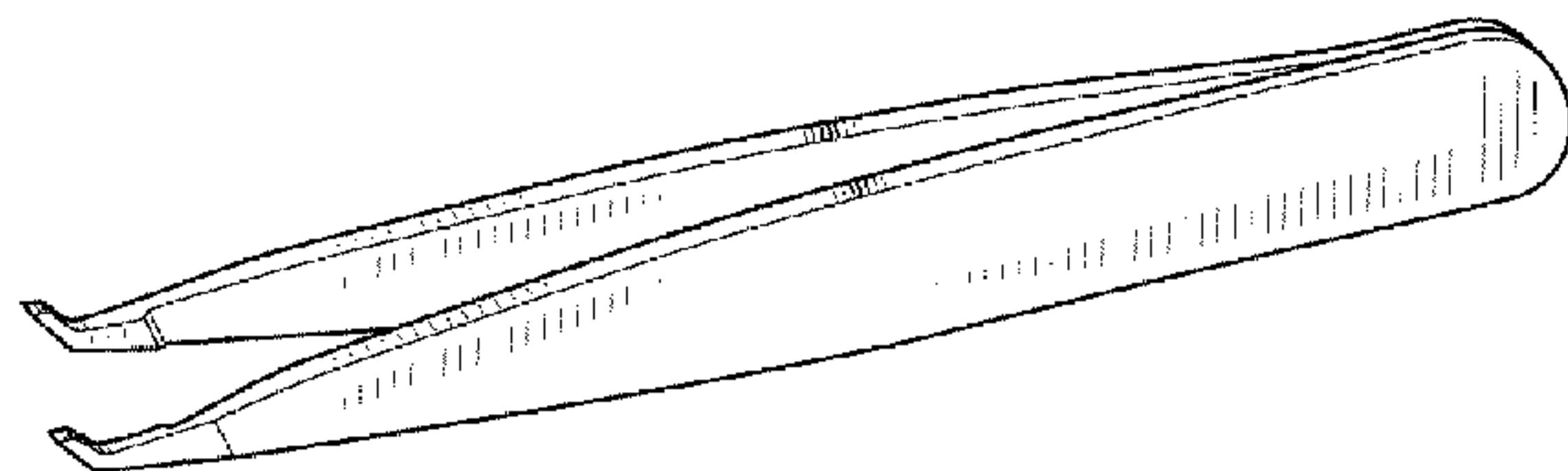
FIG. 3: is a bottom plan view of the tweezer.

FIG. 4: is a top plan view of the tweezer.

FIG. 5: is a front elevation view of the tweezer; and,

FIG. 6: is a rear elevation view of the tweezer.

1 Claim, 2 Drawing Sheets



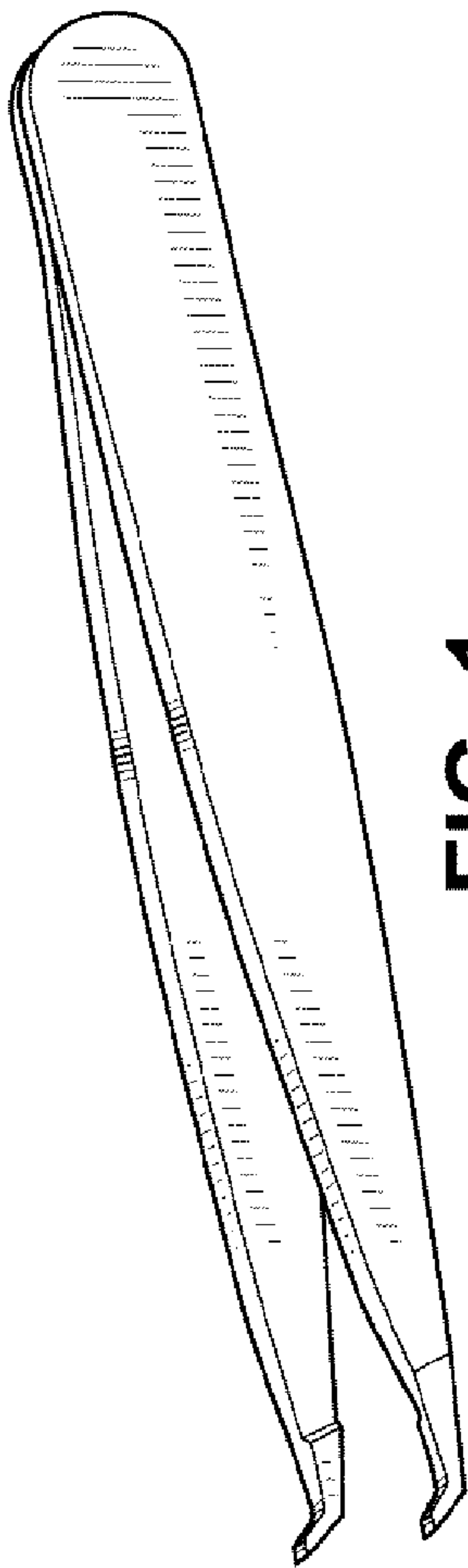


FIG. 1




FIG. 2

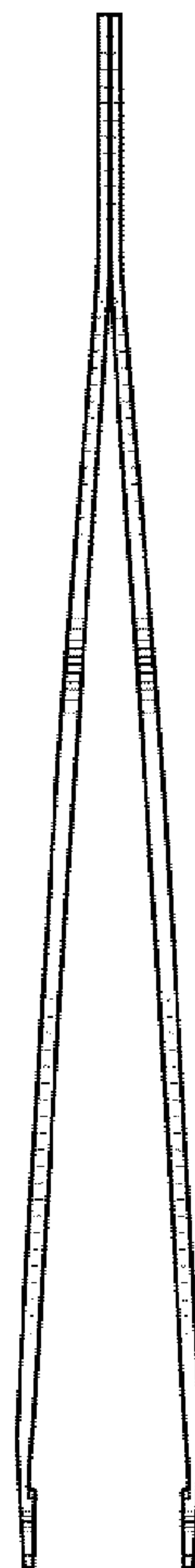


FIG. 3

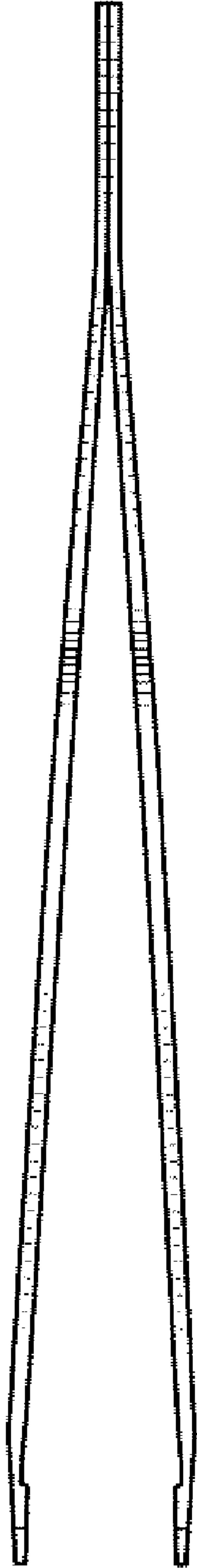


FIG. 4

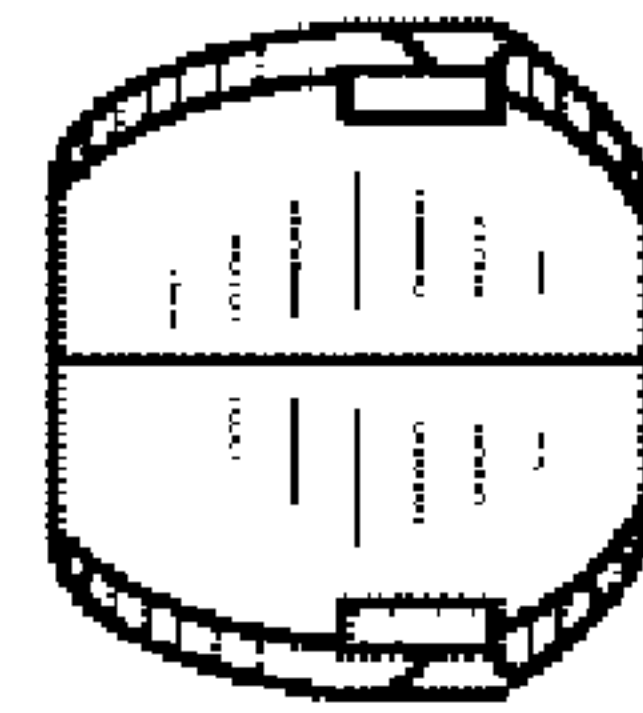


FIG. 5

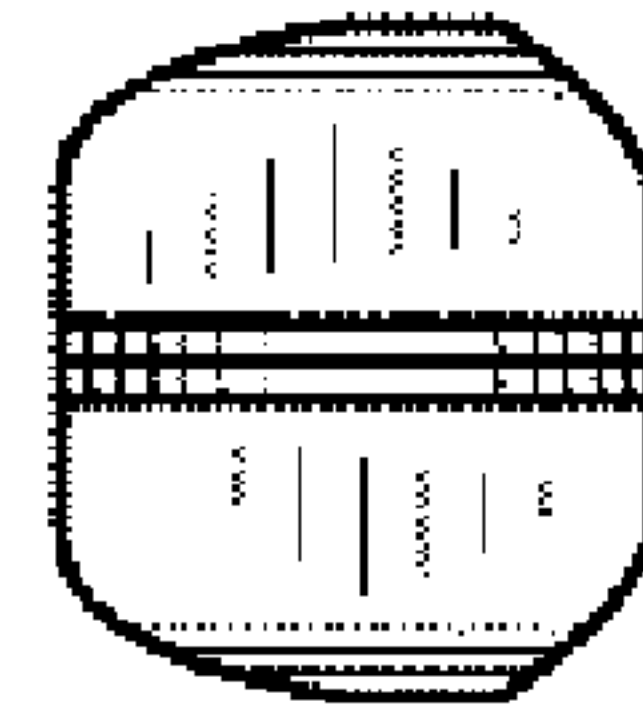


FIG. 6