



US00D543660S

(12) **United States Design Patent**  
**Cheung**

(10) **Patent No.:** **US D543,660 S**

(45) **Date of Patent:** **\*\* May 29, 2007**

(54) **HAIR ROLLER**

(76) Inventor: **Maggie Pui Sze Cheung**, Block A1,  
3/F, Tsing Yi Industrial Centre, Phase 1,  
Tsing Yi, N.T., Hong Kong (CN)

(\*\*) Term: **14 Years**

(21) Appl. No.: **29/258,973**

(22) Filed: **Apr. 27, 2006**

(51) **LOC (8) Cl.** ..... **28-03**

(52) **U.S. Cl.** ..... **D28/37**

(58) **Field of Classification Search** ..... 131/223–269;  
219/222, 225; D28/37

See application file for complete search history.

(56) **References Cited**

**U.S. PATENT DOCUMENTS**

- 2,788,788 A \* 4/1957 Solomon ..... 132/245
- 4,286,608 A \* 9/1981 Handley et al. .... 132/245
- D287,298 S \* 12/1986 Kibe et al. .... D28/37
- 5,558,107 A \* 9/1996 Kim ..... 132/228

- 5,606,983 A \* 3/1997 Monty et al. .... 132/229
- 5,791,356 A \* 8/1998 Muzzipapa ..... 132/250
- 5,819,760 A \* 10/1998 Wimer ..... 132/229
- 6,070,594 A \* 6/2000 Mears ..... 219/222

\* cited by examiner

*Primary Examiner*—Jennifer Rivard

(74) *Attorney, Agent, or Firm*—James E. Brunton, Esq.

(57) **CLAIM**

The ornamental design for “hair roller,” as shown.

**DESCRIPTION**

FIG. 1 is a front perspective view of a “hair roller” showing my new design;

FIG. 2 is a rear perspective view thereof;

FIG. 3 is a front view thereof;

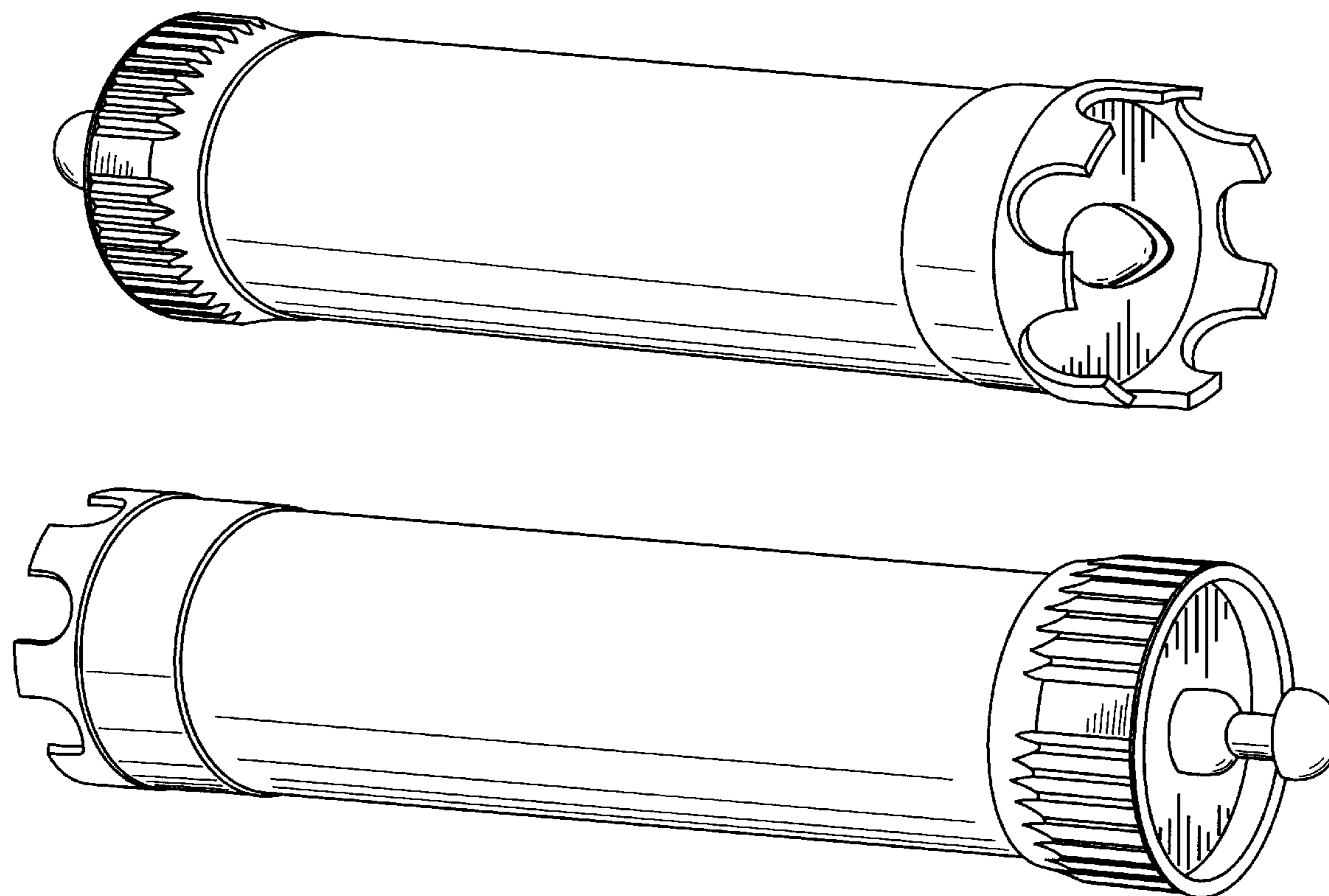
FIG. 4 is a rear view thereof;

FIG. 5 is a right side view thereof;


FIG. 6 is a top plan view thereof; and,

FIG. 7 is a bottom plan view thereof.

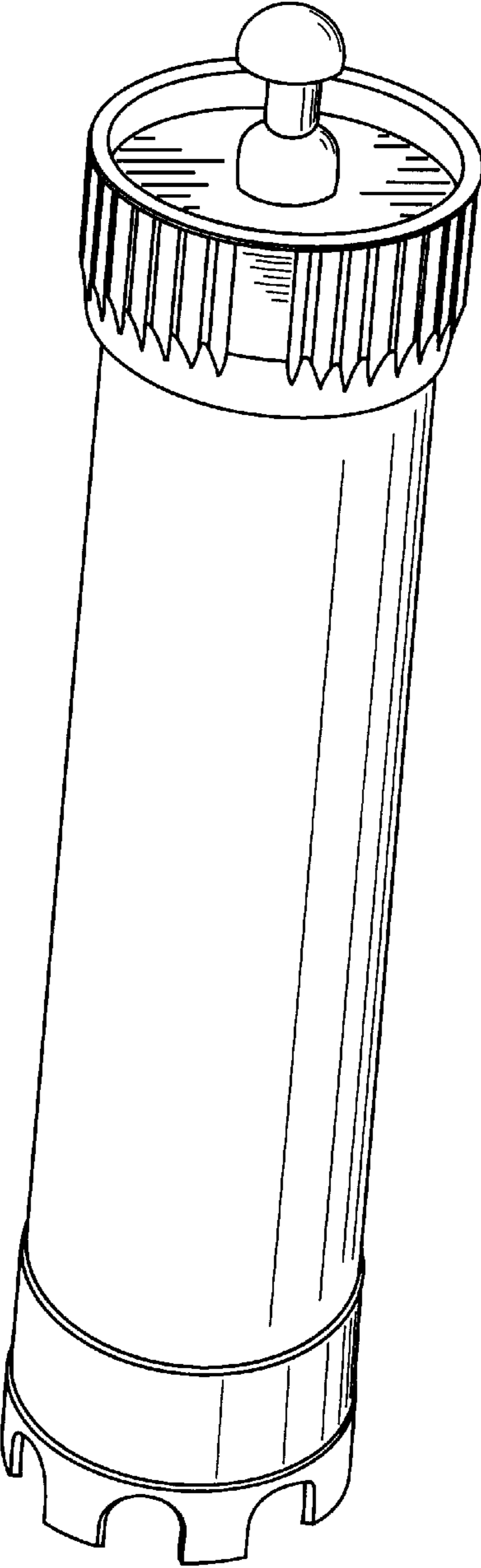
**1 Claim, 2 Drawing Sheets**



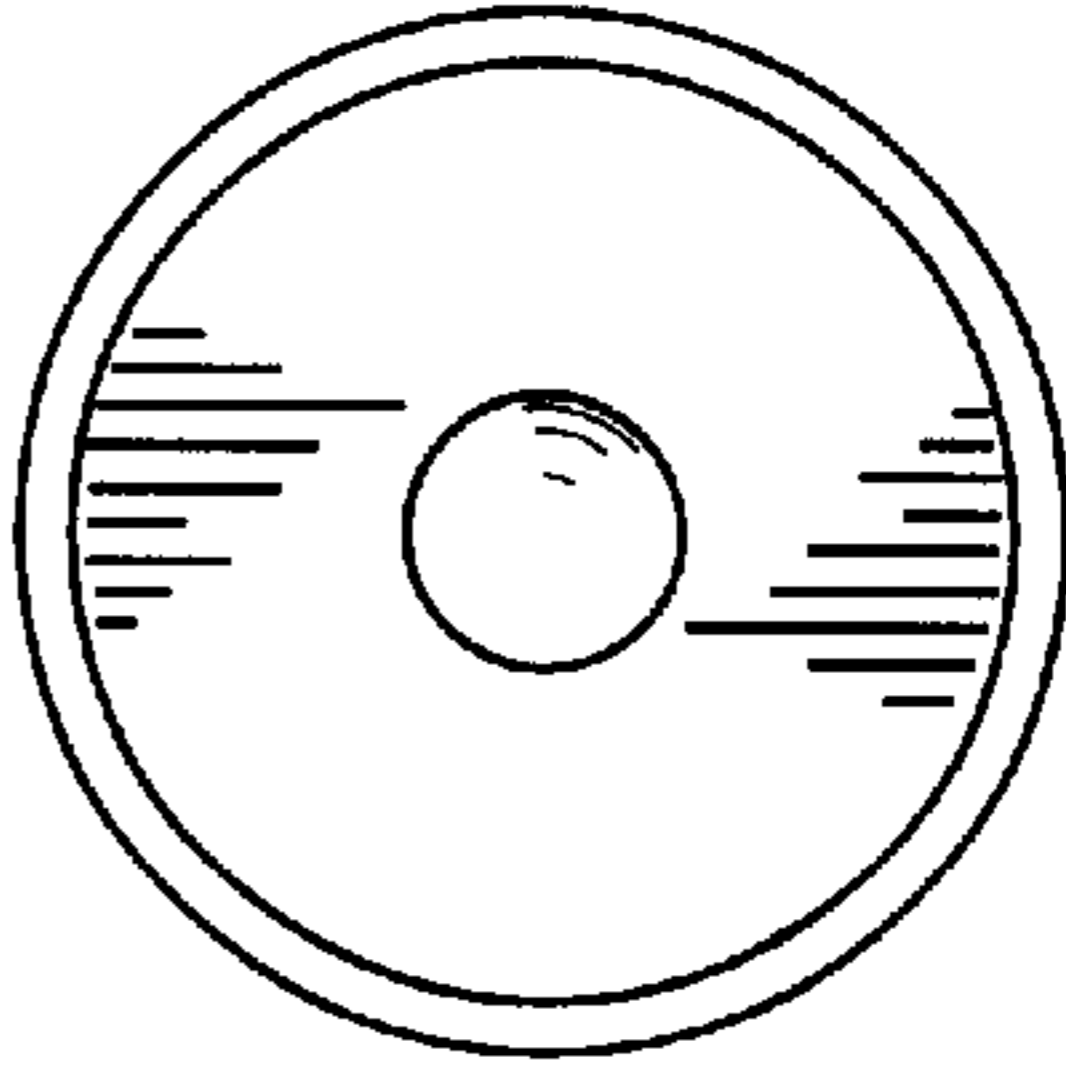
**Fig. 1**



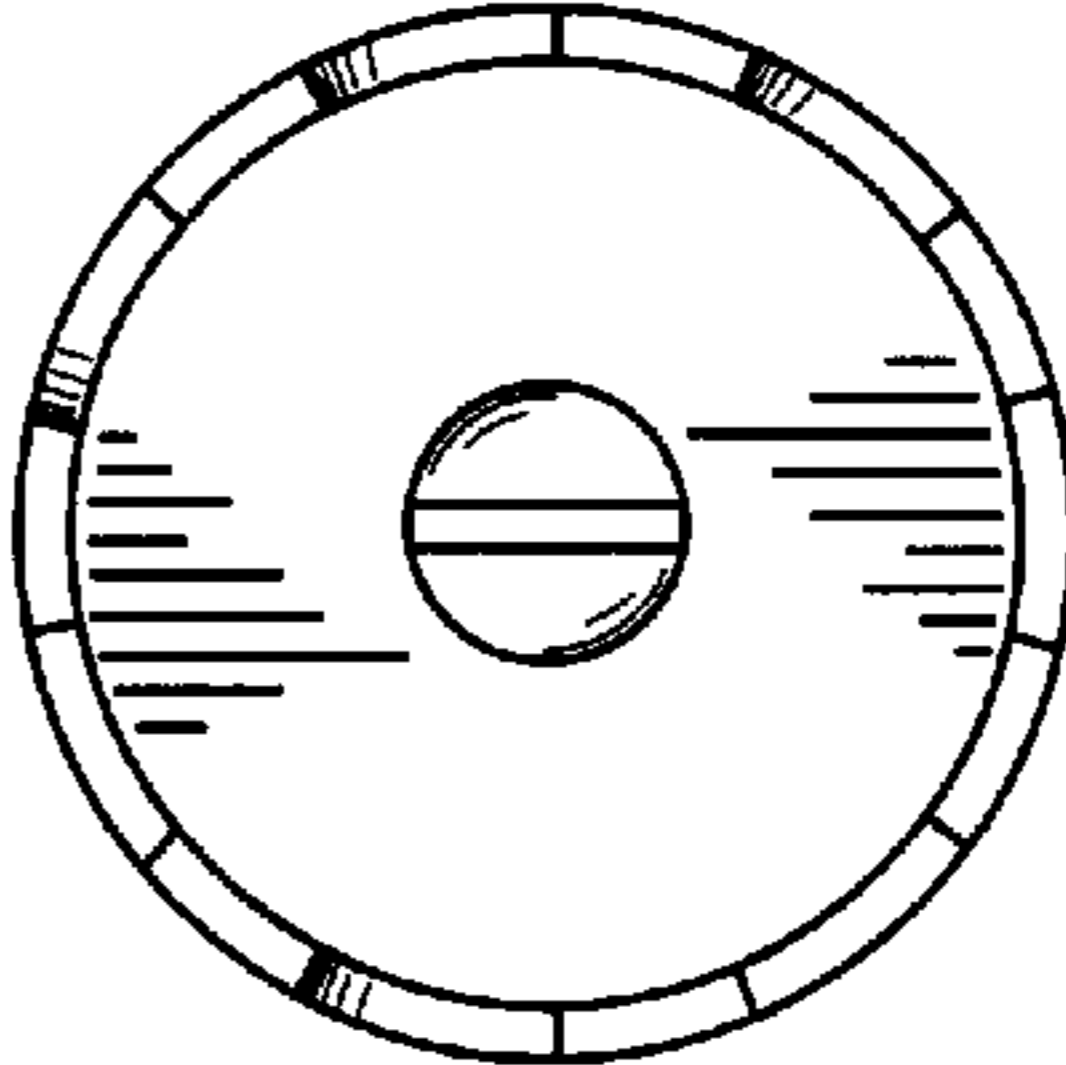
**Fig. 2**

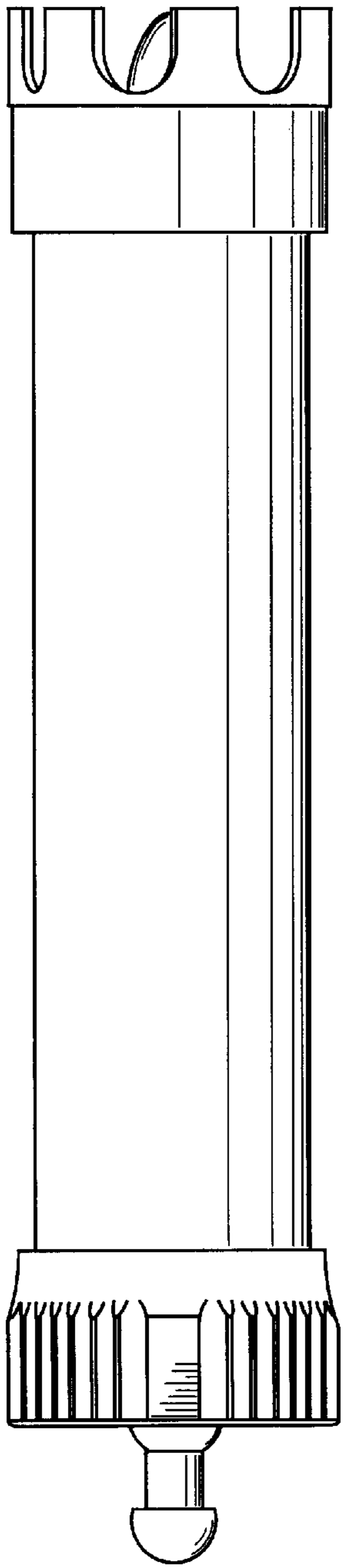


**Fig. 4**




**Fig. 3**

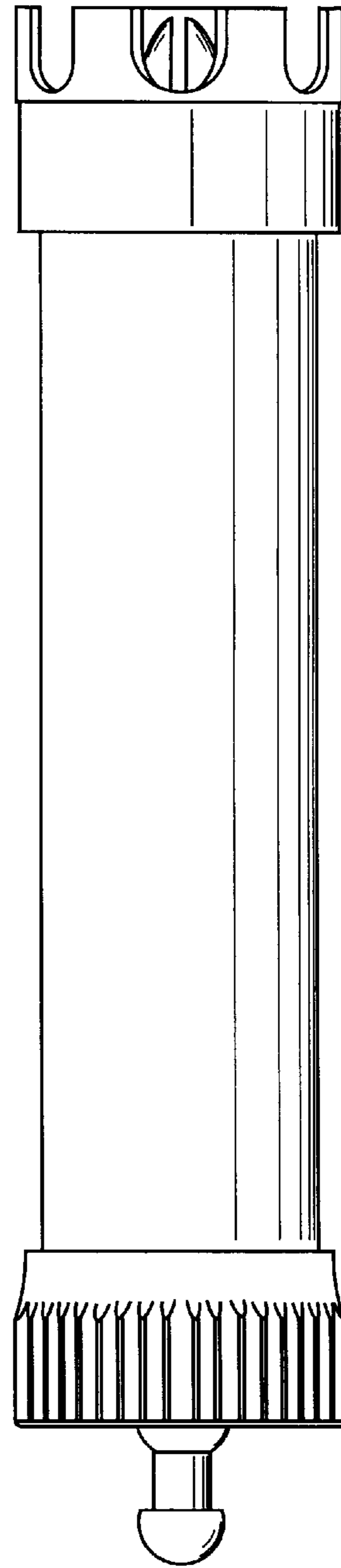




**Fig. 5**



**Fig. 6**



**Fig. 7**