

US00D543647S

(12) **United States Design Patent**  
**Goldenberg**

(10) **Patent No.:** **US D543,647 S**

(45) **Date of Patent:** **\*\* May 29, 2007**

(54) **COMBINED WAX HEATER DEVICE AND WAX**

(76) Inventor: **Michael Goldenberg**, 1362 54th St., Brooklyn, NY (US) 11219

(\*\*) Term: **14 Years**

(21) Appl. No.: **29/240,064**

(22) Filed: **Oct. 7, 2005**

(51) **LOC (8) Cl.** ..... **26-01**

(52) **U.S. Cl.** ..... **D26/22; D26/9; D26/11; D26/19; D26/20**

(58) **Field of Classification Search** ..... 431/289, 431/290-95, 288, 125-6; D23/366, 369, D23/368, 367, 332; 239/54-60, 34; 261/DIG. 65; 422/125, 305; 392/390, 403-6; D26/52, D26/6, 9-16, 19, 7, 20, 22, 23, 96, 101, 102, D26/116; 26/6; 219/438; D9/428, 432  
See application file for complete search history.

(56) **References Cited**

**U.S. PATENT DOCUMENTS**

D258,389 S *	2/1981	Sabin .....	D26/22
D376,284 S *	12/1996	Keeley .....	D6/520
D393,003 S *	3/1998	Nichols .....	D19/85
D410,757 S *	6/1999	Clark .....	D26/23
D416,340 S *	11/1999	Sher .....	D26/9
D424,431 S *	5/2000	Suzuki .....	D9/428
6,129,771 A *	10/2000	Ficke et al. ....	44/275

D490,547 S *	5/2004	Clarkson .....	D26/9
D518,369 S *	4/2006	Haber et al. ....	D9/428
D519,027 S *	4/2006	Haber et al. ....	D9/428
D526,190 S *	8/2006	Bolt et al. ....	D9/418
D526,421 S *	8/2006	Konkle et al. ....	D26/11

\* cited by examiner

*Primary Examiner*—Louis S. Zarfes

*Assistant Examiner*—Anna K. Dworzecka

(74) *Attorney, Agent, or Firm*—Israel Nissenbaum

(57) **CLAIM**

The ornamental design for a combined wax heater device and wax, as shown and described.

**DESCRIPTION**

FIG. 1 is a perspective view of a combined wax heater device and wax according to my new design;

FIG. 2 is a side view thereof;

FIG. 3 is a side view rotated 60° to the left thereof;

FIG. 4 is a side view rotated 90° to the left thereof;

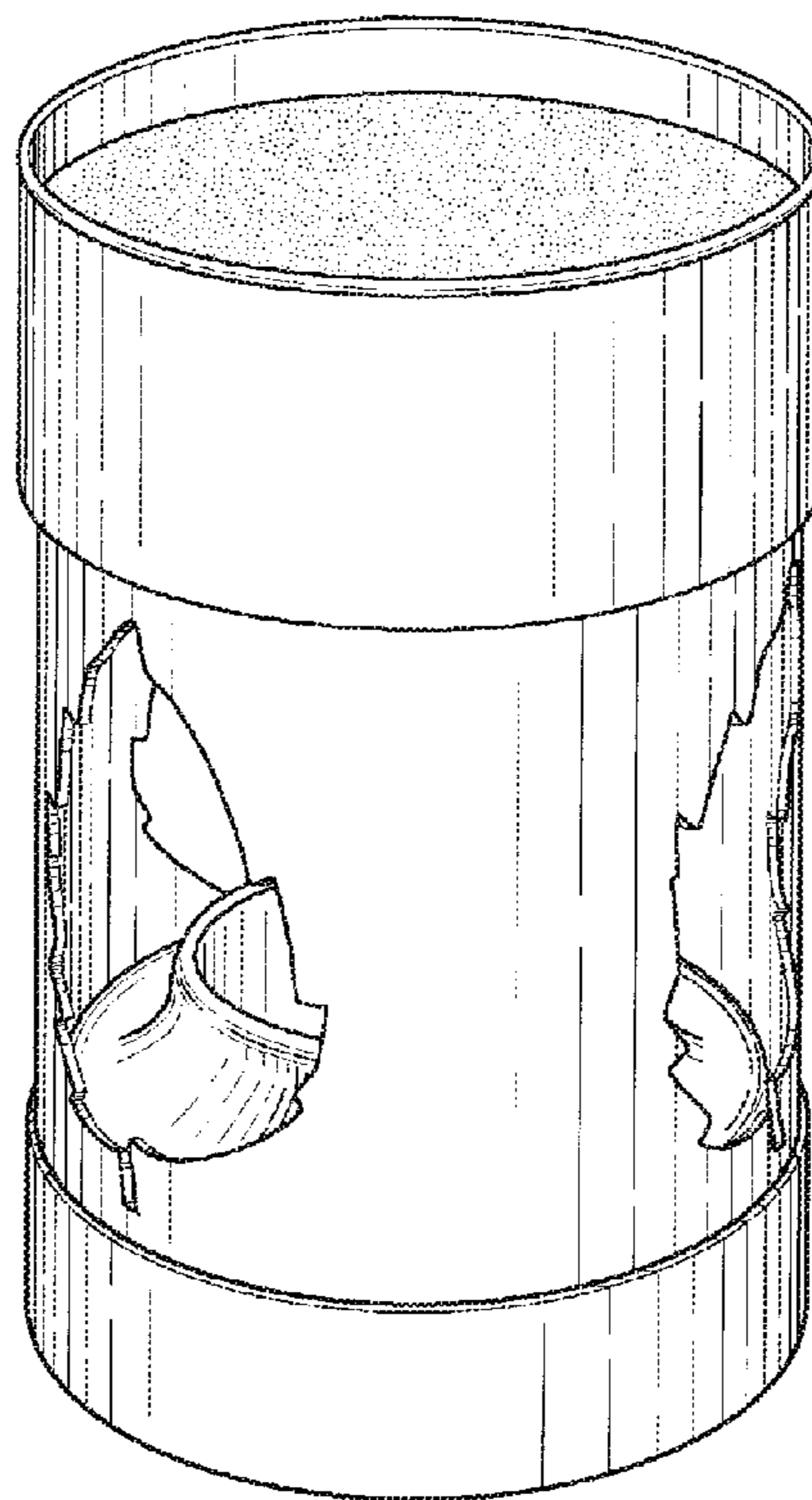
FIG. 5 is a side view rotated 90° to the right thereof;

FIG. 6 is a top view thereof;

FIG. 7 is a bottom view thereof; and,

FIG. 8 is a perspective view with the top cap elevated on the device.

**1 Claim, 3 Drawing Sheets**



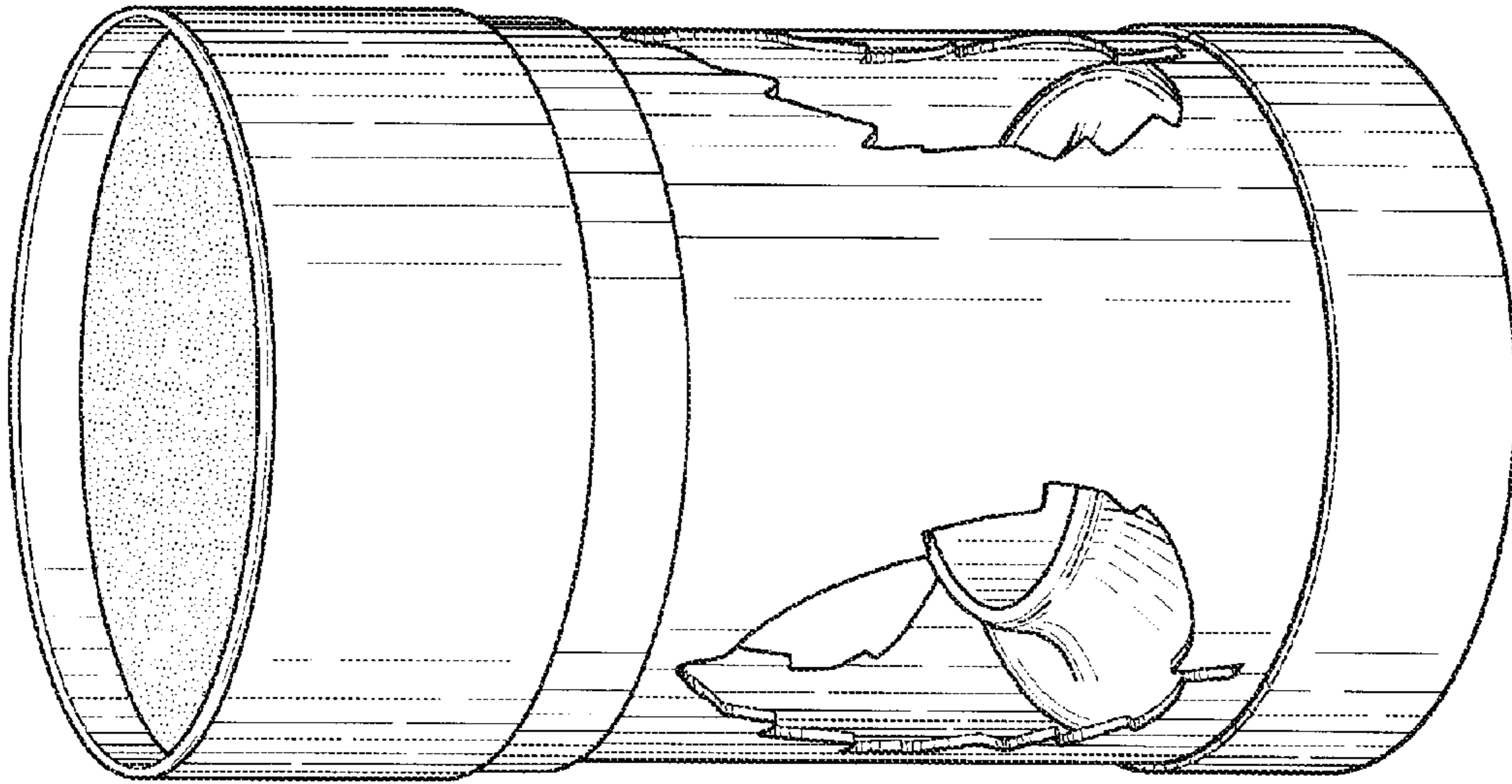


FIG. 8

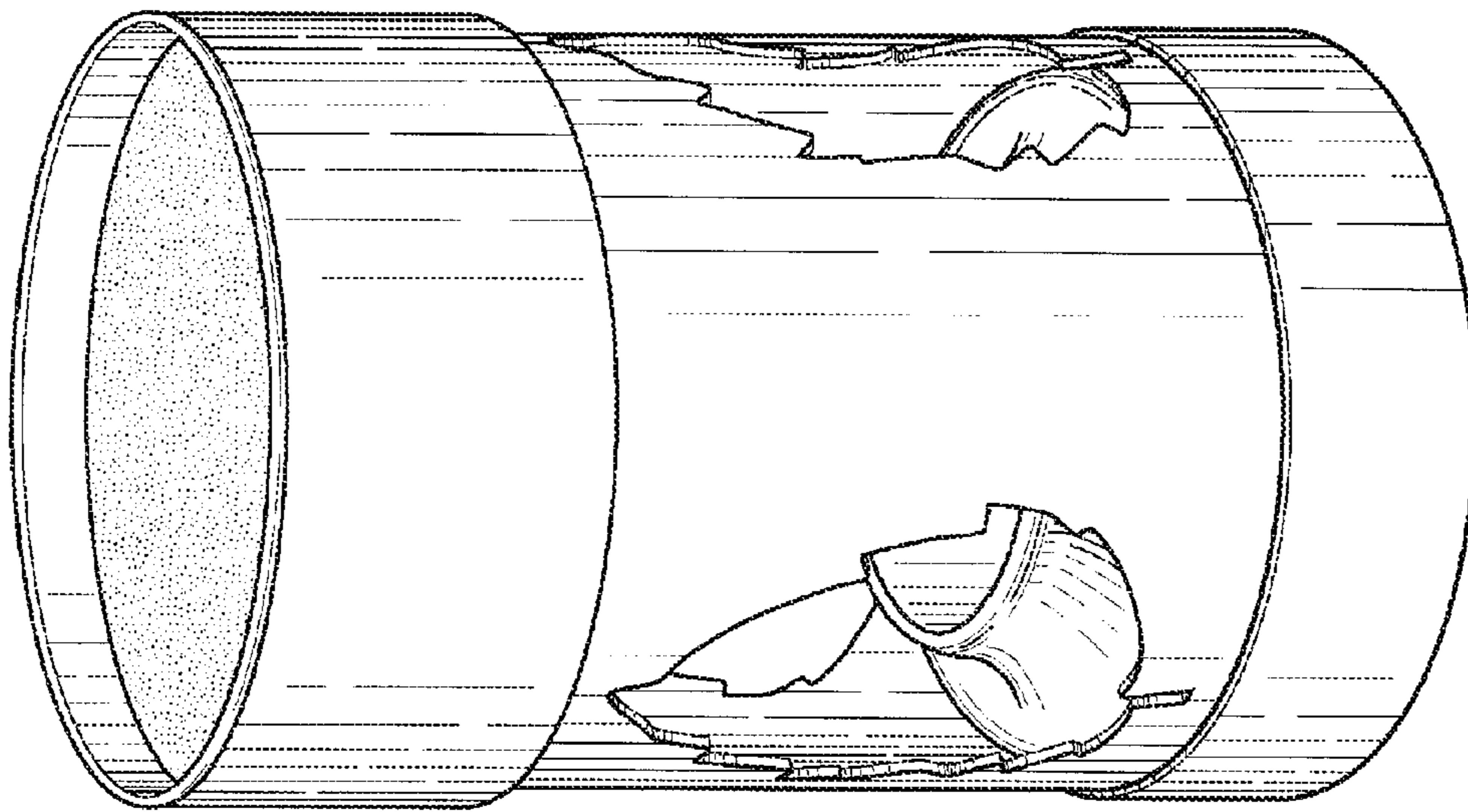
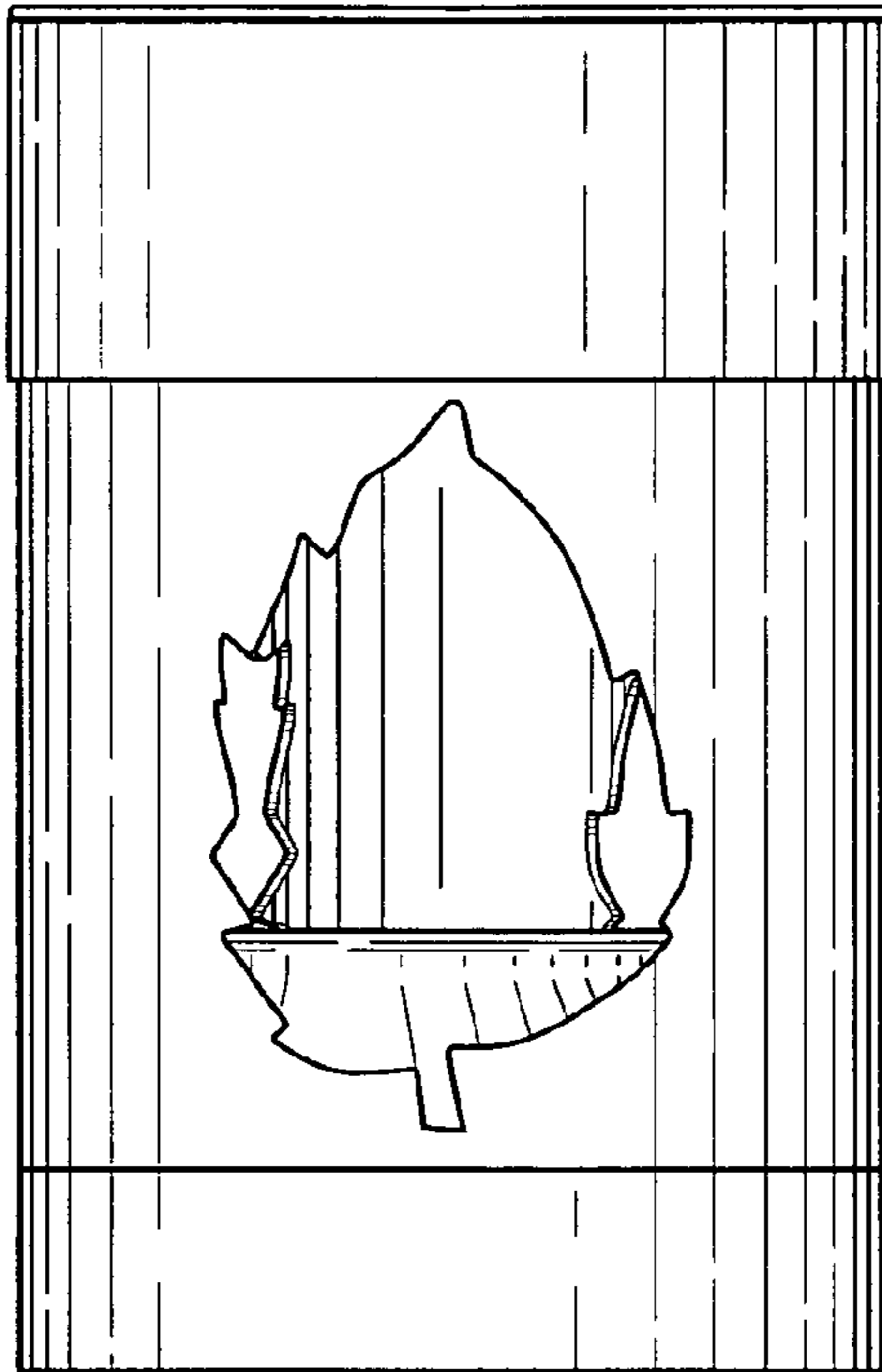
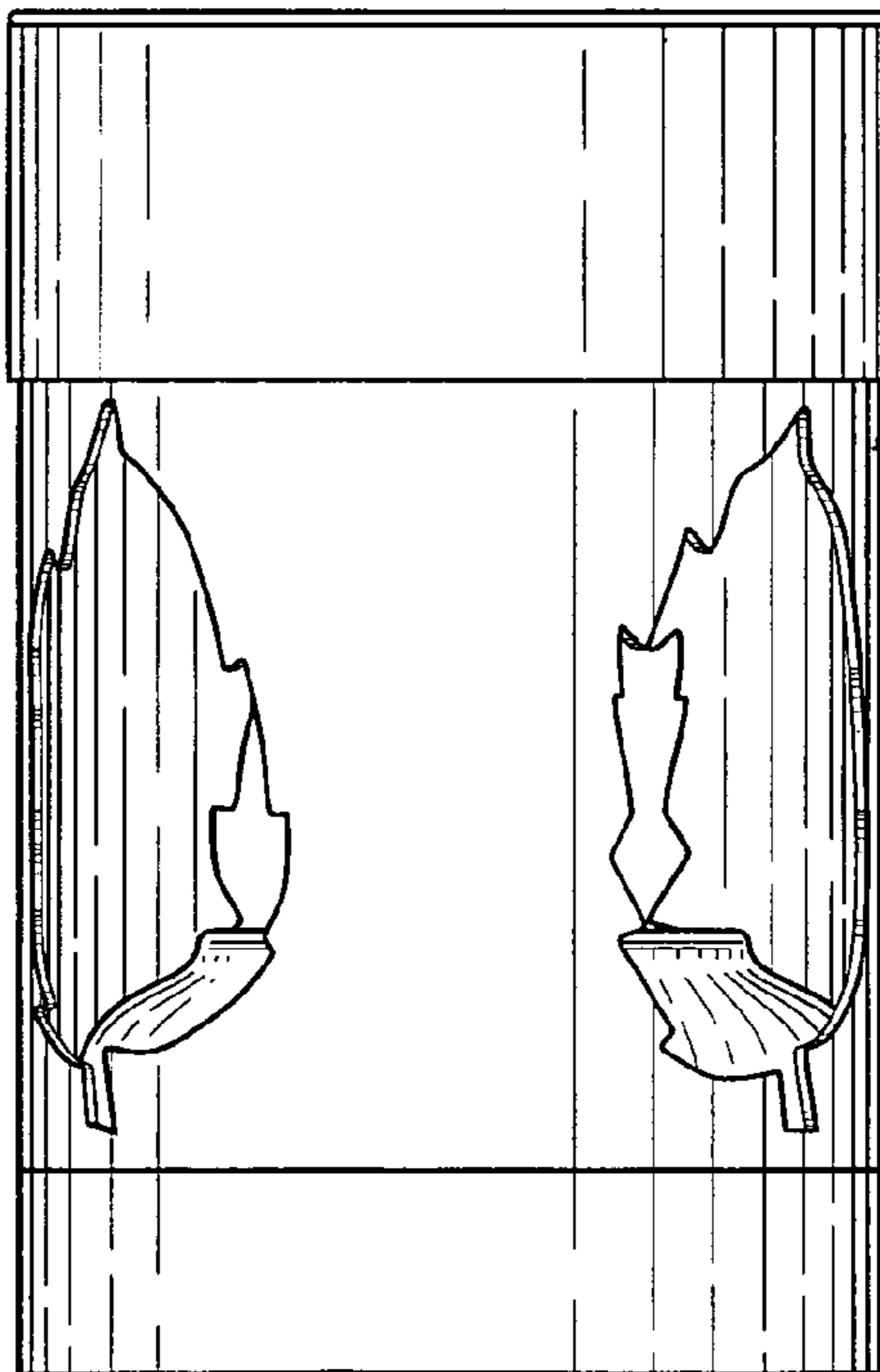


FIG. 1


**FIG. 2**



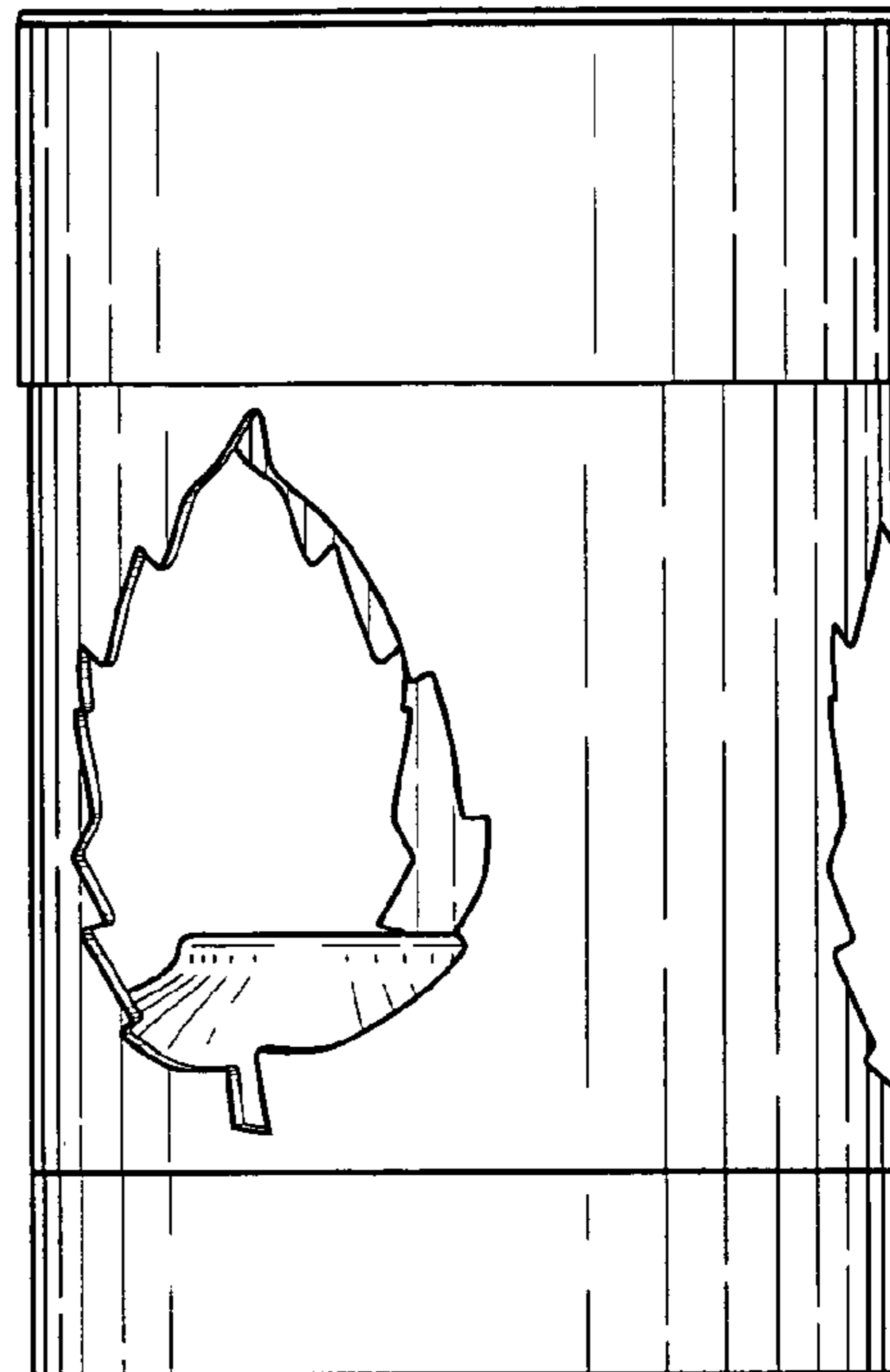
**FIG. 3**




**FIG. 4**



**FIG. 5**



**FIG. 6**



**FIG. 7**

