

US00D543639S

(12) **United States Design Patent**
Mertins

(10) **Patent No.:** **US D543,639 S**

(45) **Date of Patent:** **** May 29, 2007**

(54) **FENCE**

(75) Inventor: **Heiko Mertins**, Mannheim (DE)

(73) Assignee: **Gustav Alberts GmbH & Co. KG**,
Herscheid (DE)

(**) Term: **14 Years**

(21) Appl. No.: **29/252,534**

(22) Filed: **Jan. 24, 2006**

(51) **LOC (8) Cl.** **25-02**

(52) **U.S. Cl.** **D25/38**

(58) **Field of Classification Search** D25/38,
D25/39, 50; 256/1, 24, 73, 19, 22, 32, 33,
256/34, 35, 37

See application file for complete search history.

(56) **References Cited**

U.S. PATENT DOCUMENTS

1,012,868 A * 12/1911 Laney 256/19
4,225,120 A * 9/1980 McLaughlin 256/24

D419,688 S * 1/2000 Rau D25/38
D422,088 S * 3/2000 Mishina D25/39
D511,009 S * 10/2005 McGregor D25/38

* cited by examiner

Primary Examiner—Doris Clark

(74) *Attorney, Agent, or Firm*—Ursula B. Day

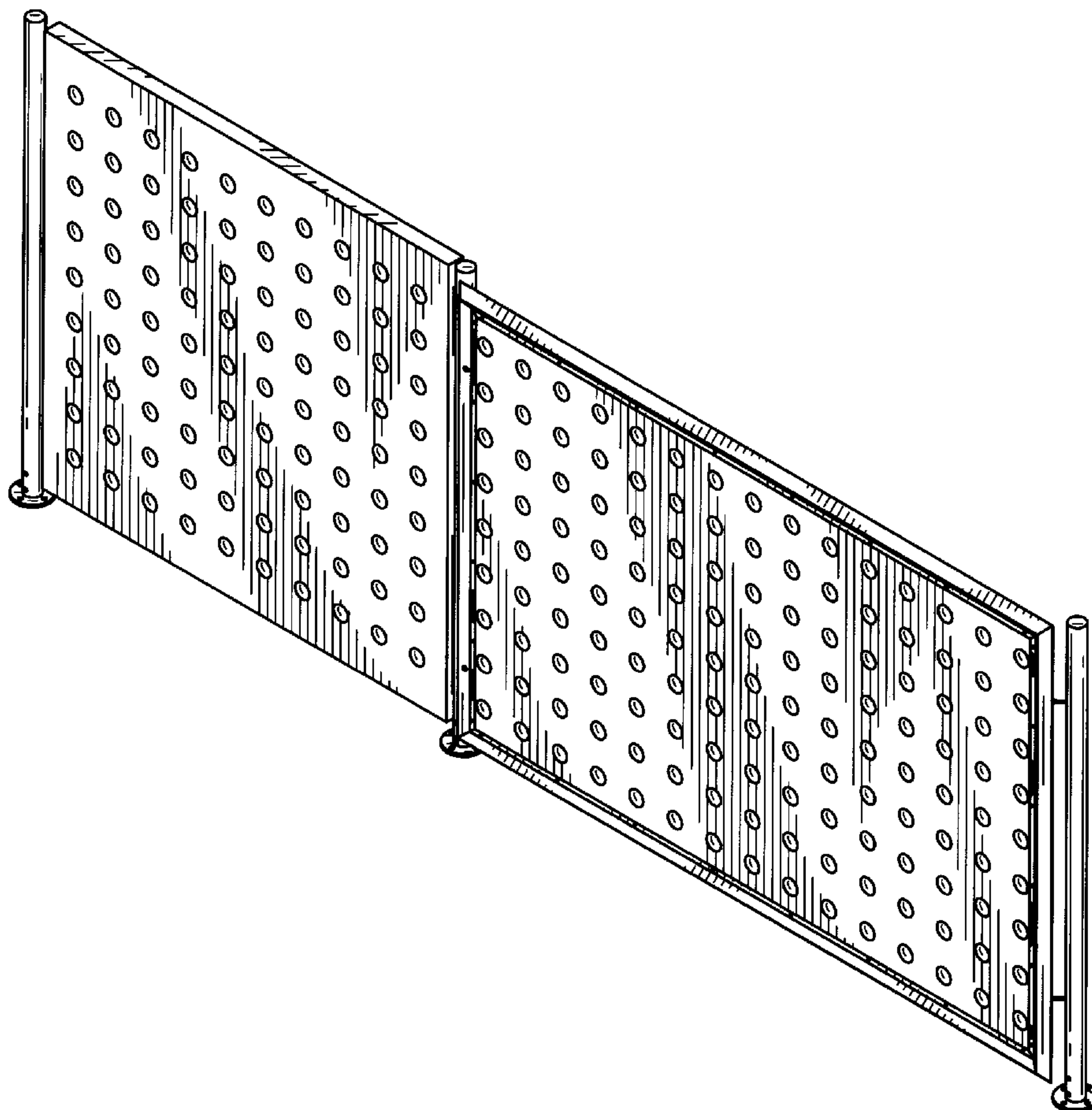
(57) **CLAIM**

I claim the ornamental design for a fence, as shown and described.

DESCRIPTION

FIG. 1 is a perspective view of a fence showing my new design;
FIG. 2 is a front elevational view thereof, the rear view being a mirror image thereof;
FIG. 3 is a top plan view thereof;
FIG. 4 is bottom plan view thereof;
FIG. 5 is a right side elevational view thereof; and,
FIG. 6 is a left side elevational view thereof.

1 Claim, 3 Drawing Sheets



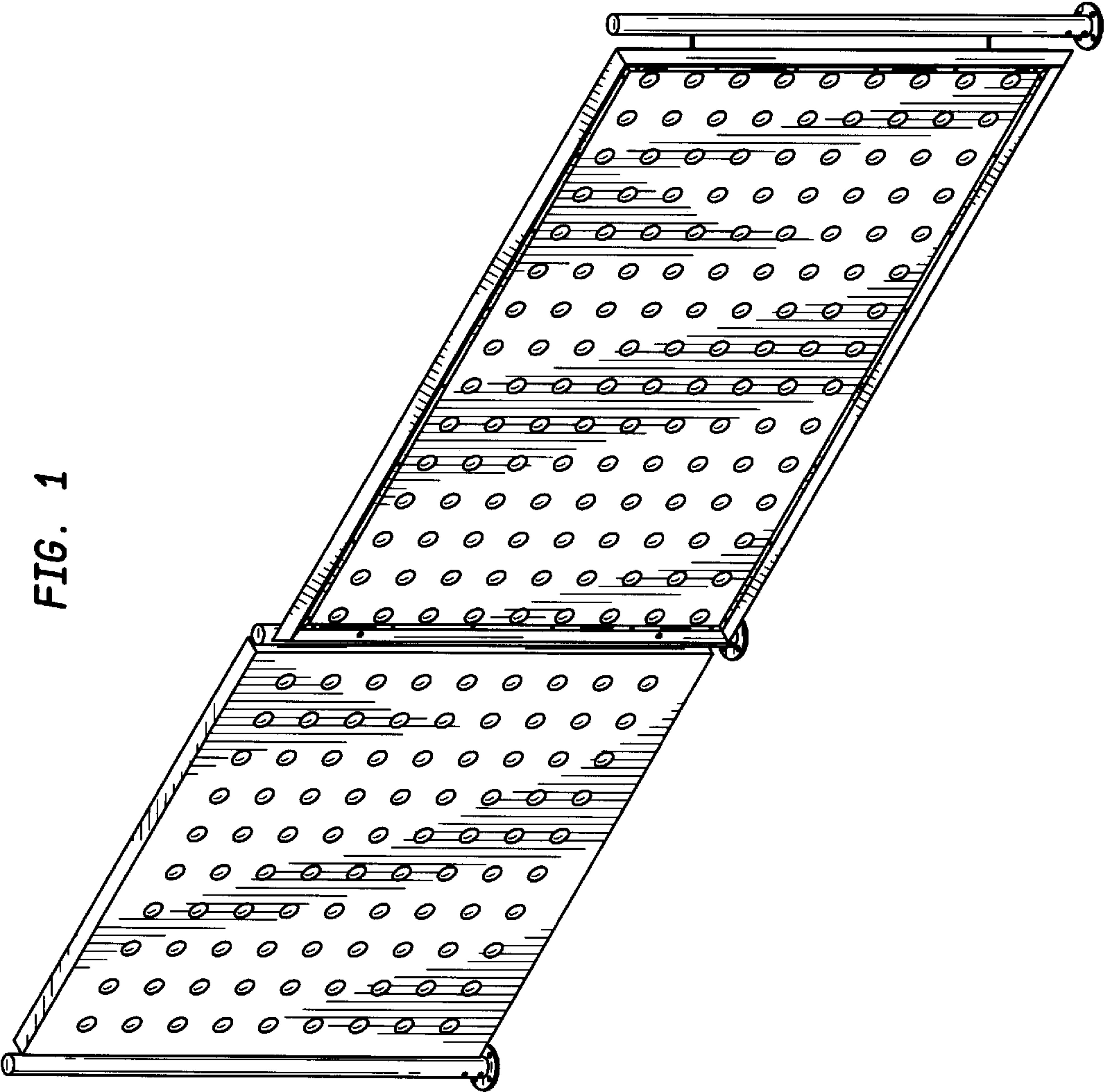


FIG. 1

FIG. 3

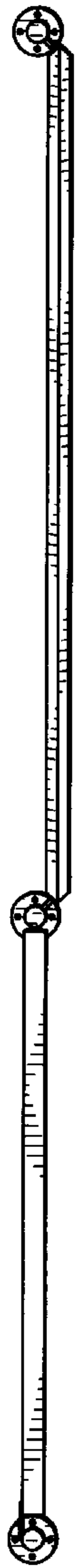


FIG. 2

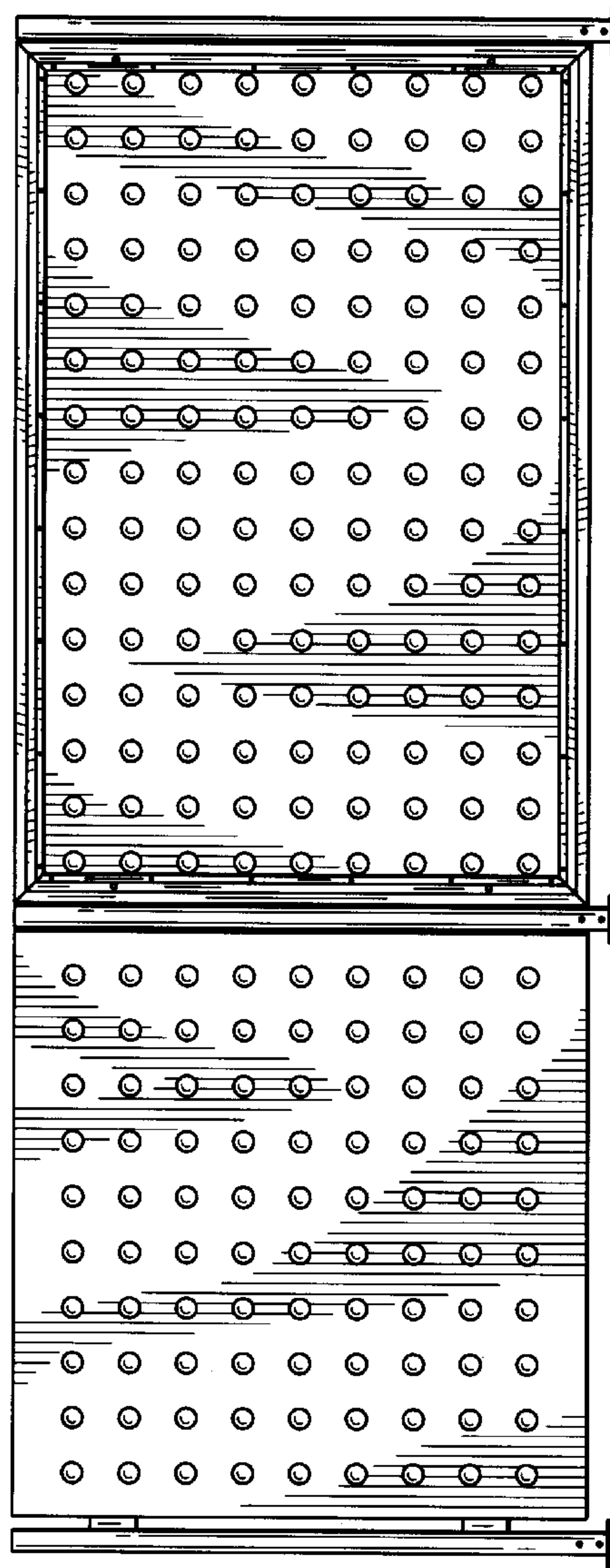


FIG. 4



FIG. 5



FIG. 6

