

US00D543638S

(12) **United States Design Patent**  
**Mertins**

(10) **Patent No.:** **US D543,638 S**

(45) **Date of Patent:** **\*\* May 29, 2007**

(54) **FENCE**

(75) Inventor: **Heiko Mertins**, Mannheim (DE)

(73) Assignee: **Gustav Alberts GmbH & Co. KG**,  
Herscheid (DE)

(\*\*) Term: **14 Years**

(21) Appl. No.: **29/252,533**

(22) Filed: **Jan. 24, 2006**

(51) **LOC (8) Cl.** ..... **25-02**

(52) **U.S. Cl.** ..... **D25/38**

(58) **Field of Classification Search** ..... D25/38,  
D25/39, 50; 256/1, 24, 73, 19, 22, 32, 33,  
256/34, 35, 37

See application file for complete search history.

(56) **References Cited**

**U.S. PATENT DOCUMENTS**

2,516,807 A \* 7/1950 Schulte ..... 256/24

2,746,723 A \* 5/1956 Freeman ..... 256/22  
D252,406 S \* 7/1979 Dobias ..... D25/38  
5,415,380 A \* 5/1995 Sharp ..... 256/24  
6,672,569 B2 \* 1/2004 Deeley ..... 256/22

\* cited by examiner

*Primary Examiner*—Doris Clark

(74) *Attorney, Agent, or Firm*—Ursula B. Day

(57) **CLAIM**

The ornamental design for a fence, as shown and described.

**DESCRIPTION**

FIG. 1 is a perspective view of a fence showing my new design;

FIG. 2 is a front elevational view thereof, the rear view being a mirror image thereof;


FIG. 3 is a top plan view thereof;

FIG. 4 is bottom plan view thereof;

FIG. 5 is a right side elevational view thereof; and,

FIG. 6 is a left side elevational view thereof.

**1 Claim, 3 Drawing Sheets**



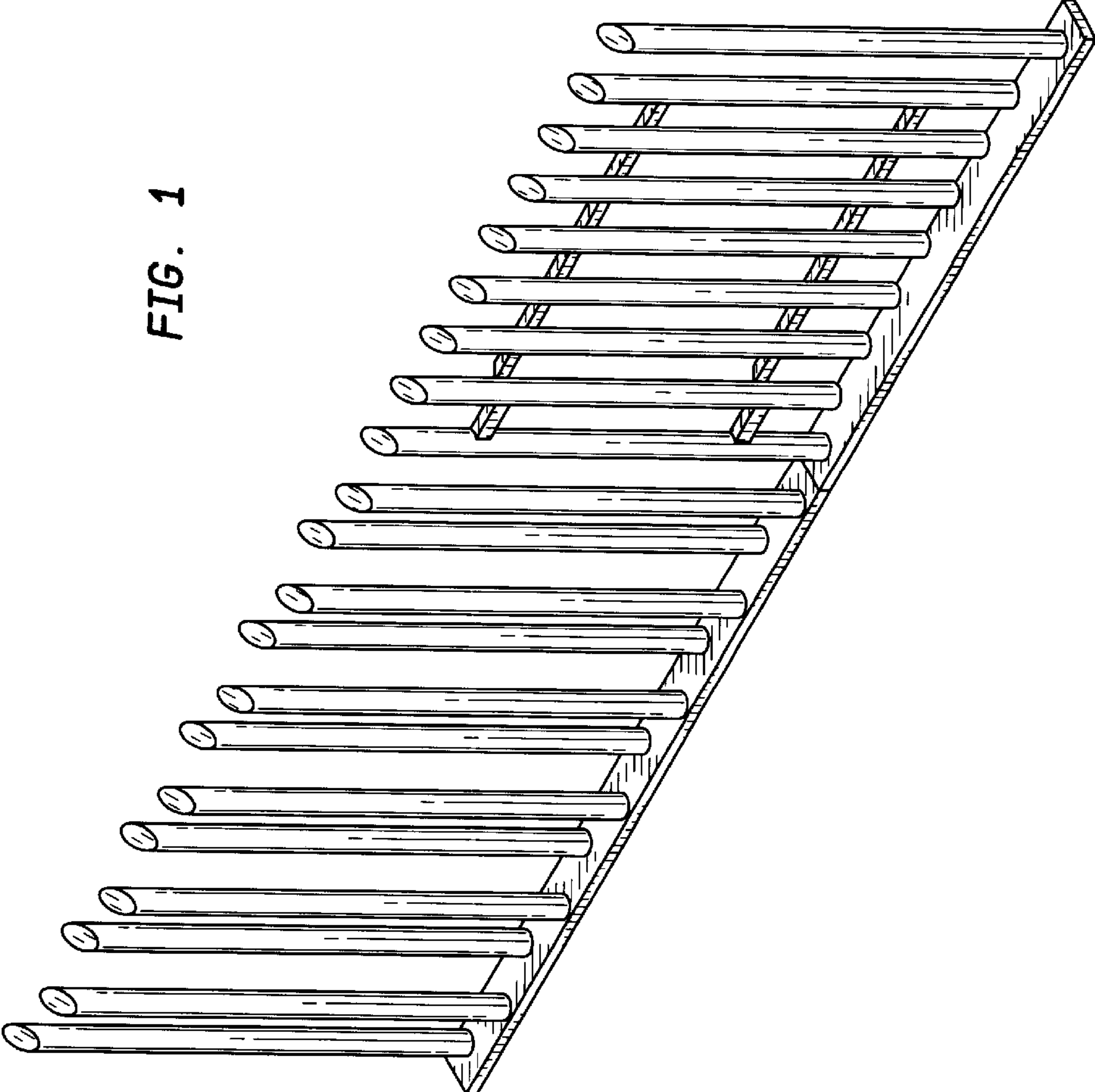


FIG. 1

FIG. 2



FIG. 3

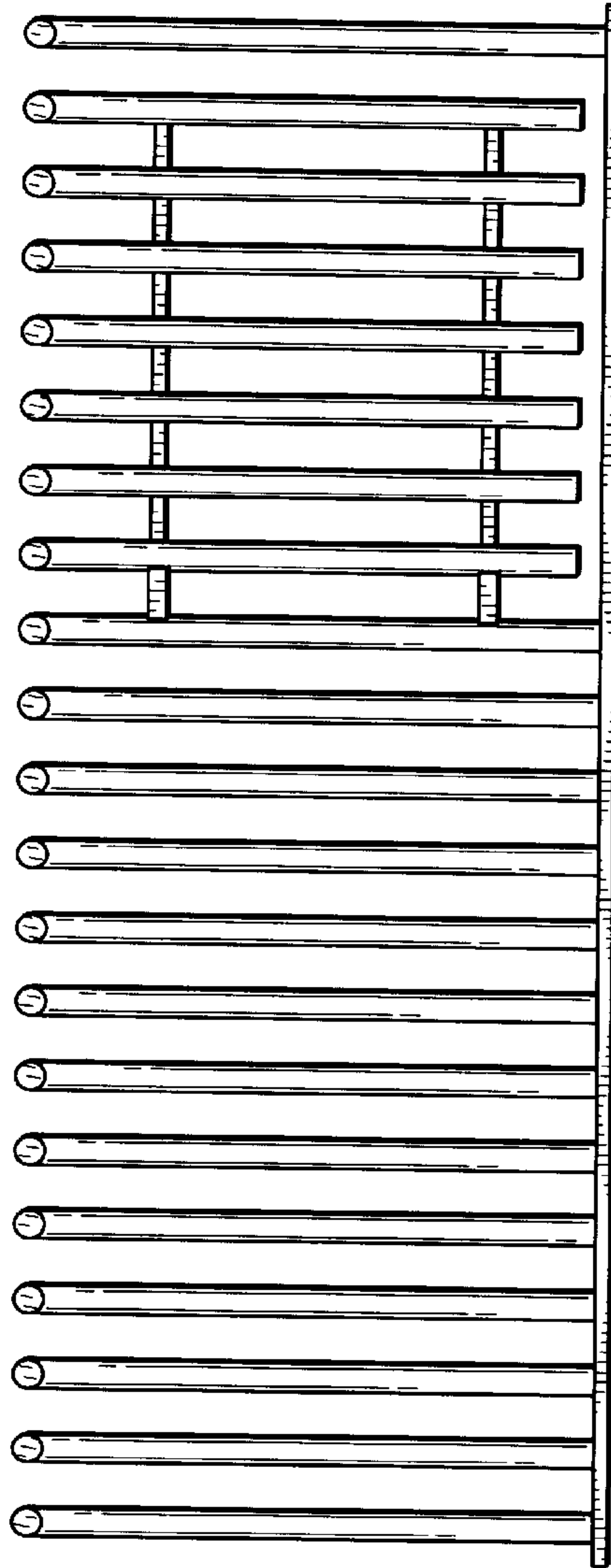
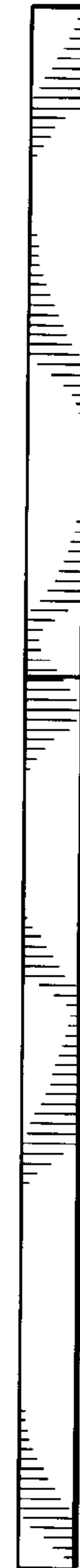
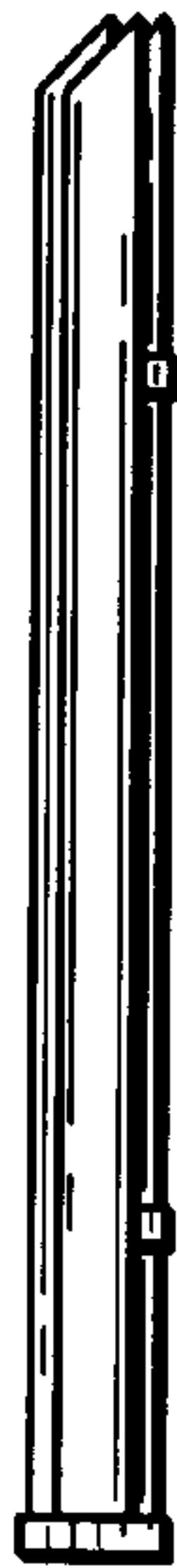


FIG. 4



*FIG. 5*



*FIG. 6*

