



US00D543637S

(12) **United States Design Patent**
Hesselmann

(10) **Patent No.:** **US D543,637 S**

(45) **Date of Patent:** **** May 29, 2007**

(54) **FENCE**

(75) Inventor: **Frank Hesselmann**, Berlin (DE)

(73) Assignee: **Firma Pool 22**, Berlin (DE)

(**) Term: **14 Years**

(21) Appl. No.: **29/252,532**

(22) Filed: **Jan. 24, 2006**

(51) **LOC (8) Cl.** **25-02**

(52) **U.S. Cl.** **D25/38**

(58) **Field of Classification Search** D25/38,
D25/39, 50; 256/1, 24, 73, 19, 22, 32, 33,
256/34, 35, 37

See application file for complete search history.

(56) **References Cited**

U.S. PATENT DOCUMENTS

4,646,807 A * 3/1987 Doublet 160/135
D369,420 S * 4/1996 Haglund D25/38

D419,688 S * 1/2000 Rau D25/38
D502,550 S * 3/2005 Walker D25/39

* cited by examiner

Primary Examiner—Doris Clark

(74) *Attorney, Agent, or Firm*—Ursula B. Day

(57) **CLAIM**

I claim the ornamental design for a fence, as shown and described.

DESCRIPTION

FIG. 1 is a perspective view of a fence showing my new design;

FIG. 2 is a front elevational view thereof, the rear view being a mirror image thereof;

FIG. 3 is a top plan view thereof;

FIG. 4 is bottom plan view thereof;

FIG. 5 is a right side elevational view thereof; and,

FIG. 6 is a left side elevational view thereof.

1 Claim, 3 Drawing Sheets




Fig. 1




Fig. 3

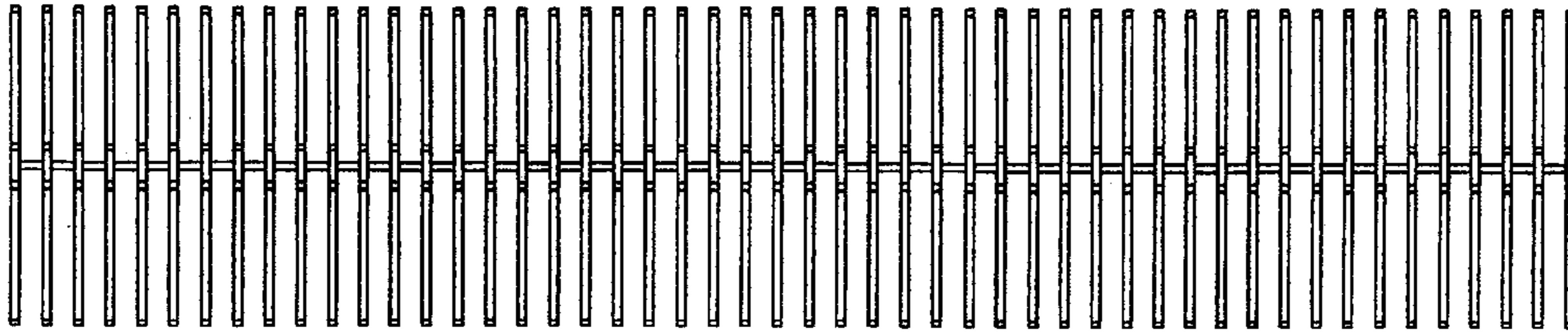


Fig. 2




Fig. 4

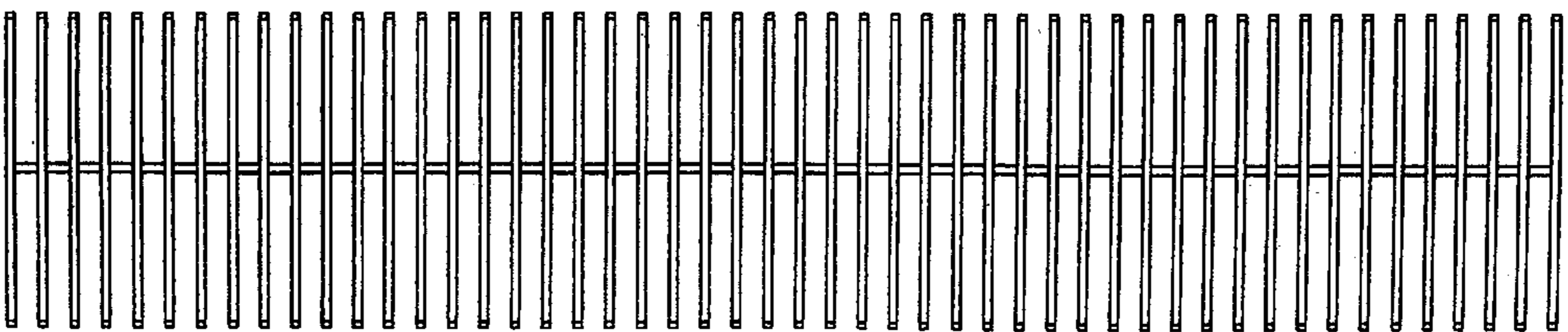


Fig. 6




Fig. 5

