

US00D543612S

(12) **United States Design Patent**  
**Fok**

(10) **Patent No.:** **US D543,612 S**

(45) **Date of Patent:** **\*\* May 29, 2007**

(54) **FAN HEATER**

(76) Inventor: **Su Tim Fok**, 6<sup>th</sup> Jihua Rd., Foshan City, GuangDong 528000 (CN)

(\*\*) Term: **14 Years**

(21) Appl. No.: **29/221,042**

(22) Filed: **Jan. 10, 2005**

(30) **Foreign Application Priority Data**

Sep. 6, 2004 (CN) ..... 2004 3 0080376

(51) **LOC (8) Cl.** ..... **23-03**

(52) **U.S. Cl.** ..... **D23/336**

(58) **Field of Classification Search** ..... D23/314,  
D23/328, 332, 335-337, 340, 370, 377, 380;  
126/9 A, 11, 90 A, 165, 219, 237, 432; 312/236;  
392/365, 373

See application file for complete search history.

(56) **References Cited**

**U.S. PATENT DOCUMENTS**

D271,132 S	*	10/1983	Boldt et al.	.....	D23/336
D289,547 S	*	4/1987	Nakamura	.....	D23/337
D290,036 S	*	5/1987	Nakamura	.....	D23/337
D290,391 S	*	6/1987	Nakamura	.....	D23/335
D389,567 S	*	1/1998	Gudefin	.....	D23/378
D468,006 S	*	12/2002	Gao	.....	D23/336

D468,414 S	*	1/2003	Fok	.....	D23/328
D483,457 S	*	12/2003	Wang	.....	D23/336
D483,851 S	*	12/2003	Fok	.....	D23/378
D487,141 S	*	2/2004	Gao	.....	D23/335
D510,619 S	*	10/2005	Gao	.....	D23/335
D519,196 S	*	4/2006	Blateri	.....	D23/335
D532,884 S	*	11/2006	Ching	.....	D23/335
D533,264 S	*	12/2006	Blateri	.....	D23/335
D533,649 S	*	12/2006	Maitland et al.	.....	D23/340
2004/0197091 A1	*	10/2004	Orr et al.	.....	392/365

\* cited by examiner

*Primary Examiner*—Louis S. Zarfes

*Assistant Examiner*—Eric L. Goodman

(74) *Attorney, Agent, or Firm*—Jones Day

(57) **CLAIM**

The ornamental design for a fan heater, as shown and described.

**DESCRIPTION**

FIG. 1 is the front view of the fan heater showing the new design,

FIG. 2 is the rear view thereof,


FIG. 3 is the left view thereof,

FIG. 4 is the right view thereof,

FIG. 5 is the top view thereof; and,

FIG. 6 is the perspective view thereof.

**1 Claim, 6 Drawing Sheets**






FIG. 1




FIG. 2




FIG. 3

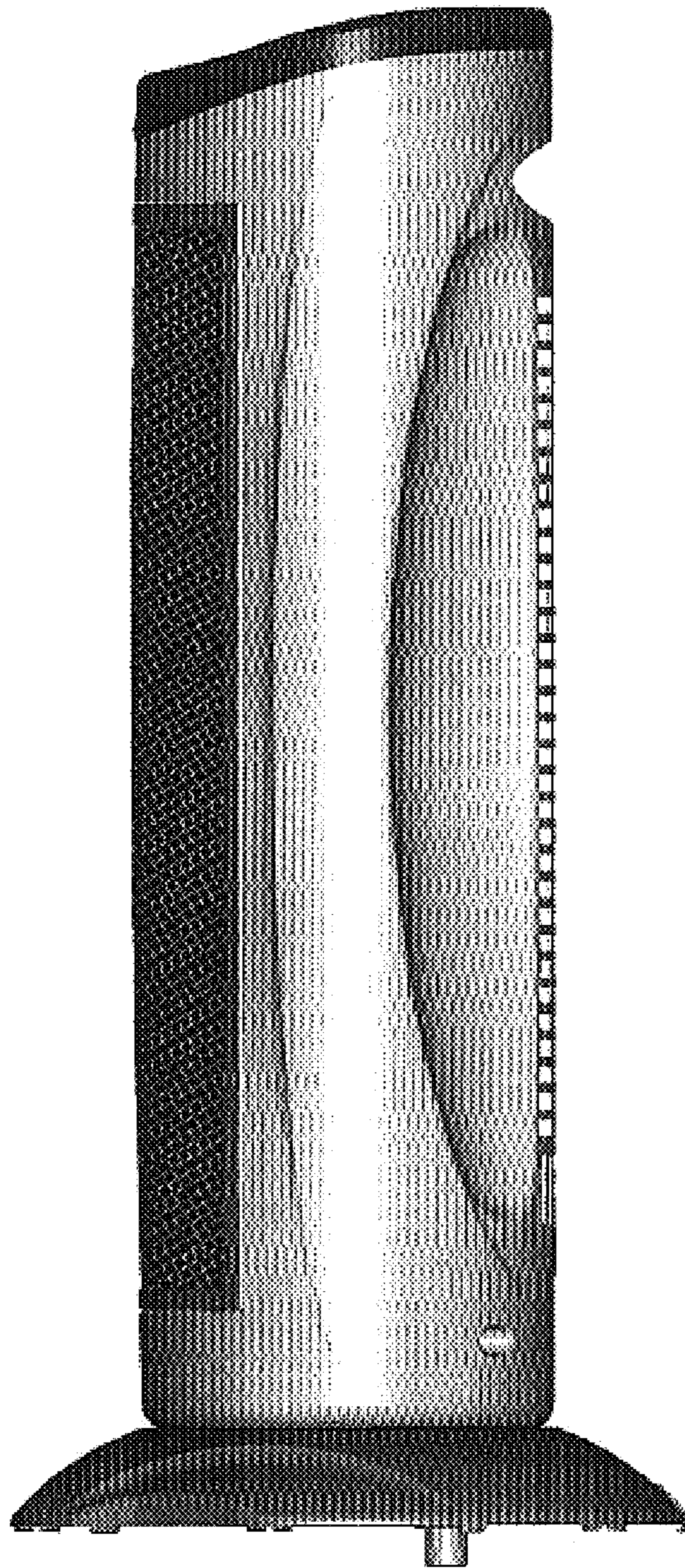


FIG. 4

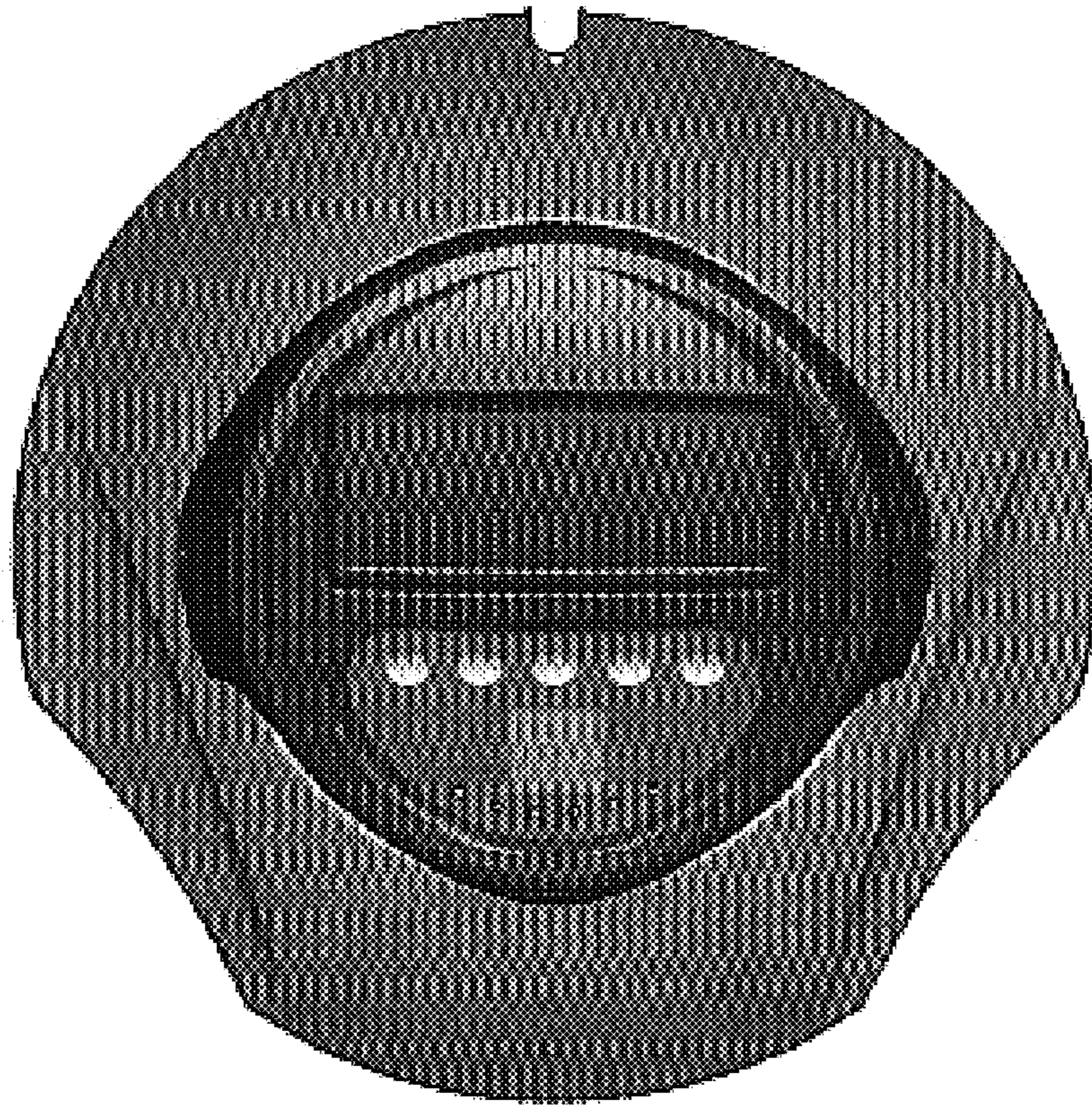


FIG. 5



FIG. 6