



US00D543589S

(12) **United States Design Patent**
Henley

(10) **Patent No.:** **US D543,589 S**

(45) **Date of Patent:** **** May 29, 2007**

(54) **TAG**

(76) **Inventor:** **Michael Henley**, The Byre, Windley
Hall Farm, Windley, Derbyshire (GB),
DE56 2LP

(**) **Term:** **14 Years**

(21) **Appl. No.:** **29/241,626**

(22) **Filed:** **Oct. 28, 2005**

(30) **Foreign Application Priority Data**

Apr. 28, 2005 (EM) 338363-0002
Apr. 28, 2005 (EM) 338363-0003
Apr. 28, 2005 (EM) 338363-0001

(51) **LOC (8) Cl.** **19-08**

(52) **U.S. Cl.** **D20/22**

(58) **Field of Classification Search** D20/10,
D20/11, 12, 22, 27, 28, 40, 43, 99; 283/56,
283/81; 40/6, 27, 124.01, 124.05, 300, 302,
40/310, 638, 641, 661.04, 661.06, 661.08,
40/662, 663; 281/5; 340/568, 571.2, 572.1,
340/572.3, 572.8, 572.9, 573; 292/307 A;
428/80.1; 235/492; D11/3; D30/155; D10/106;
24/16 PB

See application file for complete search history.

(56) **References Cited**

U.S. PATENT DOCUMENTS

770,255 A * 9/1904 Bates 40/662

3,468,050 A * 9/1969 Pool 40/302
D234,473 S * 3/1975 Ringle D20/22
4,506,415 A * 3/1985 Swift 24/16 PB
4,914,843 A * 4/1990 DeWoskin 40/633
5,381,617 A * 1/1995 Schwartztol et al. 40/6
5,581,924 A * 12/1996 Peterson 40/633
6,092,321 A * 7/2000 Cheng 40/633
D519,871 S * 5/2006 Curtis et al. D11/3
7,052,055 B1 * 5/2006 Castro et al. 292/307 A
7,119,690 B2 * 10/2006 Lerch et al. 340/572.1
2003/0087437 A1 * 5/2003 Asada et al. 435/456
2006/0173408 A1 * 8/2006 Wyrick 604/110
2006/0202829 A1 * 9/2006 Girvin et al. 340/572.3

* cited by examiner

Primary Examiner—Robert M. Spear

Assistant Examiner—Mary Ann Calabrese

(74) *Attorney, Agent, or Firm*—Townsend and Townsend
and Crew LLP; Gerald T. Gray

(57) **CLAIM**

The ornamental design for tag, as shown and described.

DESCRIPTION

FIG. 1 is a top plan view of a tag showing my new design;
FIG. 2 is a front elevational view thereof;
FIG. 3 is a left side elevational view thereof;
FIG. 4 is a right side elevational view thereof;
FIG. 5 is a rear elevational view thereof; and,
FIG. 6 is a bottom plan view thereof.

1 Claim, 1 Drawing Sheet

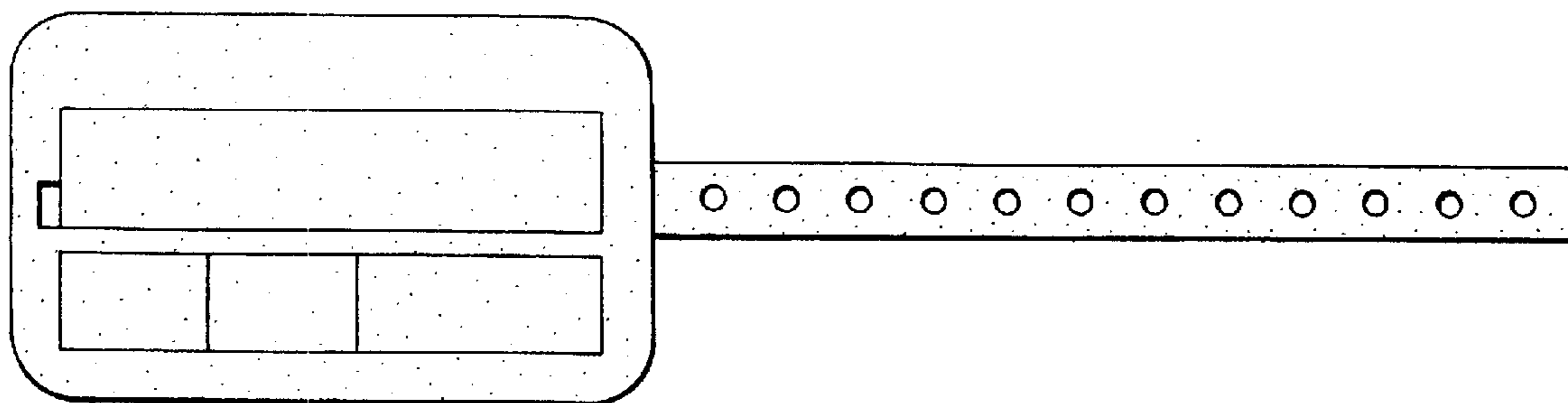


FIG. 1

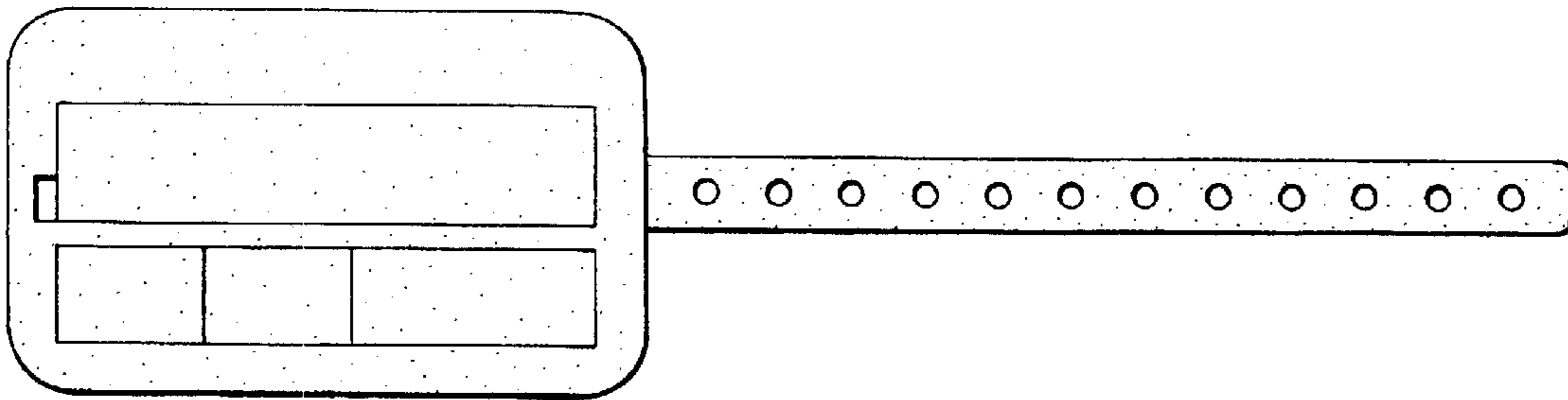


FIG. 2

FIG. 3




FIG. 4

FIG. 5

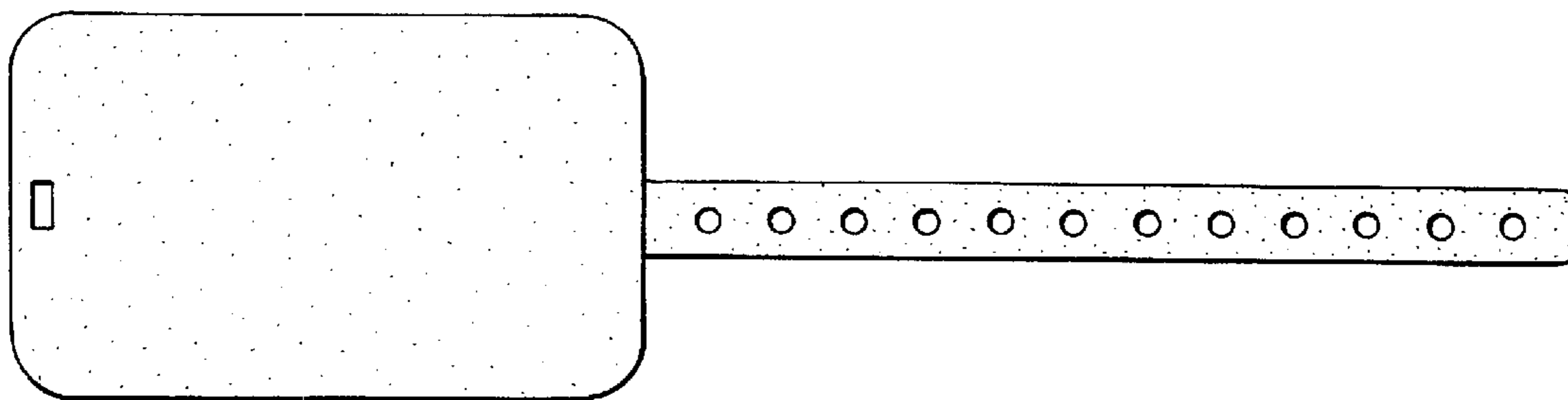


FIG. 6