

US00D543587S

(12) **United States Design Patent** (10) **Patent No.:** **US D543,587 S**  
**Nakabayashi et al.** (45) **Date of Patent:** **\*\* May 29, 2007**

(54) **CAP FOR AN INSTRUMENT FOR DISPENSING A WRITING COMPOSITION**

D401,280 S \* 11/1998 Chevalier et al. .... D19/57  
D435,864 S \* 1/2001 Cohen ..... D19/57  
D457,188 S \* 5/2002 Ozu ..... D19/57

(75) Inventors: **Tetsutaro Nakabayashi**, Tokyo (JP);  
**Masahiro Yasunaga**, Osaka (JP)

\* cited by examiner

(73) Assignee: **Sakura Color Products Corp.**, Osaka (JP)

*Primary Examiner*—Ian Simmons

*Assistant Examiner*—Carla Jobe Wright

(\*\*) Term: **14 Years**

(74) *Attorney, Agent, or Firm*—Wood, Phillips, Katz, Clark & Mortimer

(21) Appl. No.: **29/206,132**

(57) **CLAIM**

(22) Filed: **May 26, 2004**

The ornamental design for a cap for an instrument for dispensing a writing composition, as shown and described.

(30) **Foreign Application Priority Data**

**DESCRIPTION**

Nov. 27, 2003 (JP) ..... 2003-035273

(51) **LOC (8) Cl.** ..... **19-06**

(52) **U.S. Cl.** ..... **D19/57**

(58) **Field of Classification Search** ..... D19/35,  
D19/36, 41–51, 53–58; 401/98, 202, 213,  
401/262, 243–247

See application file for complete search history.

FIG. 1 is a top, front and side perspective view of our design for a cap for an instrument for dispensing a writing composition;

FIG. 2 is a front elevation view thereof;

The rear elevation view thereof is the same as that shown in FIG. 2;

FIG. 3 is a side elevation view thereof;

The elevation view thereof, from the side opposite that in FIG. 3, is the same as that shown in FIG. 3;

FIG. 4 is a top view thereof;

FIG. 5 is a bottom view thereof;

FIG. 6 is a cross-sectional view thereof taken along lines 6–6 of FIG. 4; and,

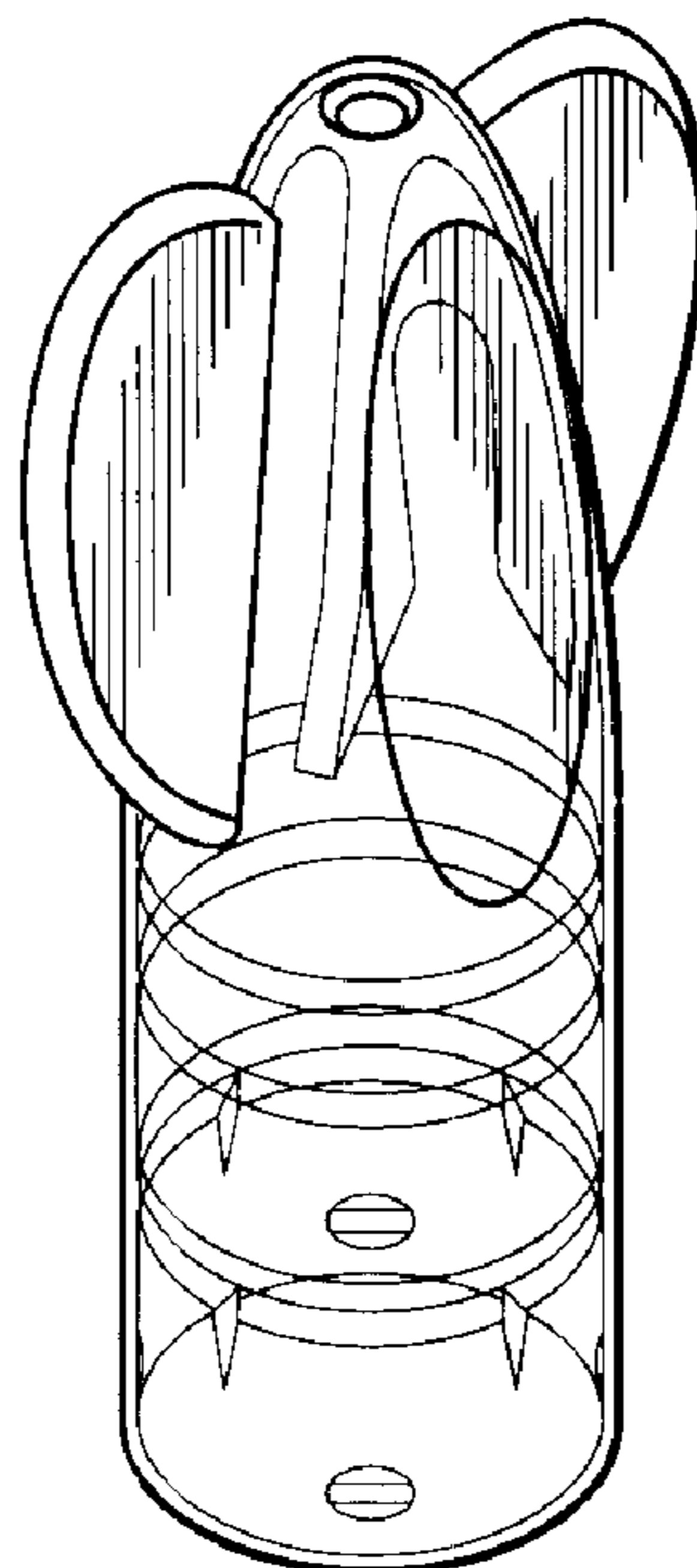
FIG. 7 is a cross-sectional view thereof taken along lines 7–7 of FIG. 4.

(56) **References Cited**

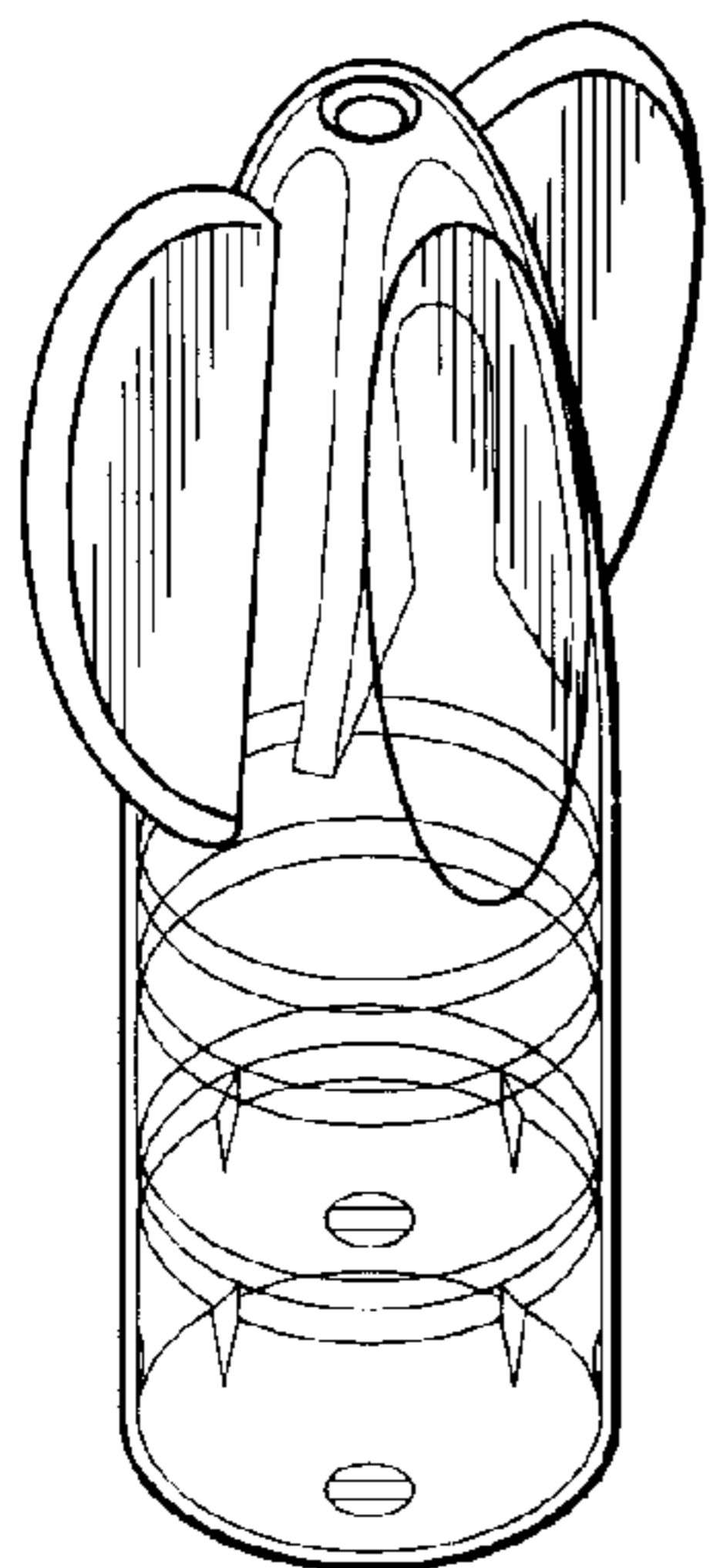
**U.S. PATENT DOCUMENTS**

- D121,406 S \* 7/1940 Whitehouse ..... D19/48
- D309,156 S \* 7/1990 Kuwabara ..... D19/41
- 5,066,156 A \* 11/1991 Petrillo et al. .... 401/213
- D335,146 S \* 4/1993 Katami et al. .... D19/57
- D373,383 S \* 9/1996 Izushima ..... D19/57
- D387,803 S \* 12/1997 Izushima ..... D19/57

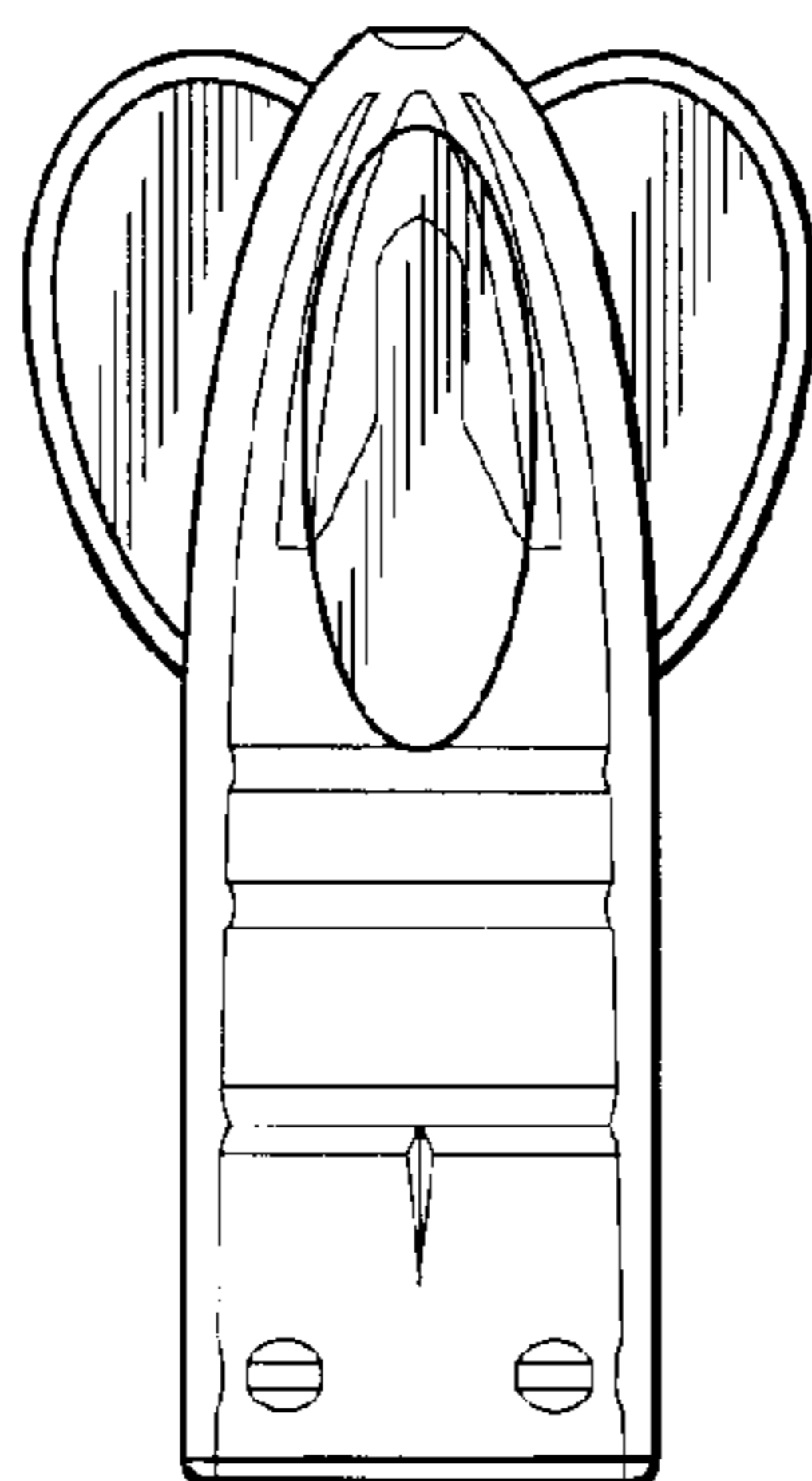
**1 Claim, 1 Drawing Sheet**



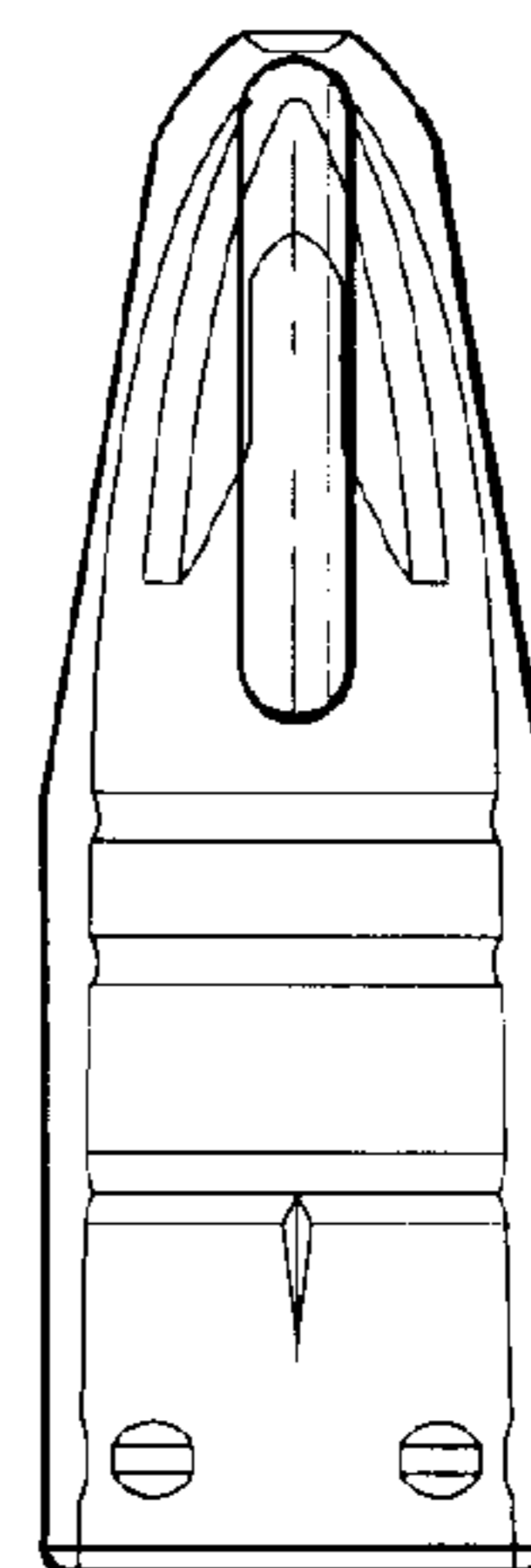
*Fig. 1*



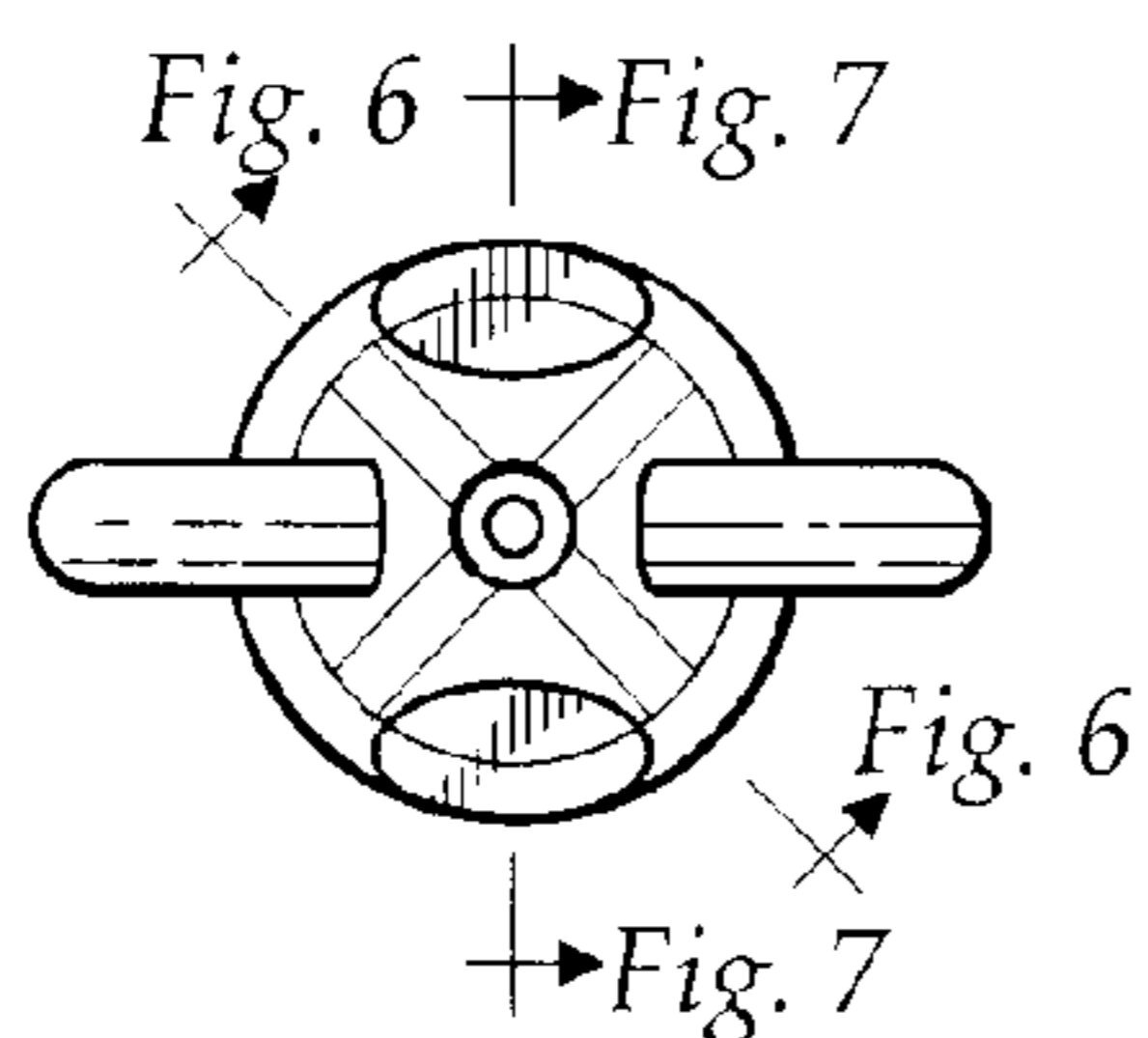
*Fig. 2*



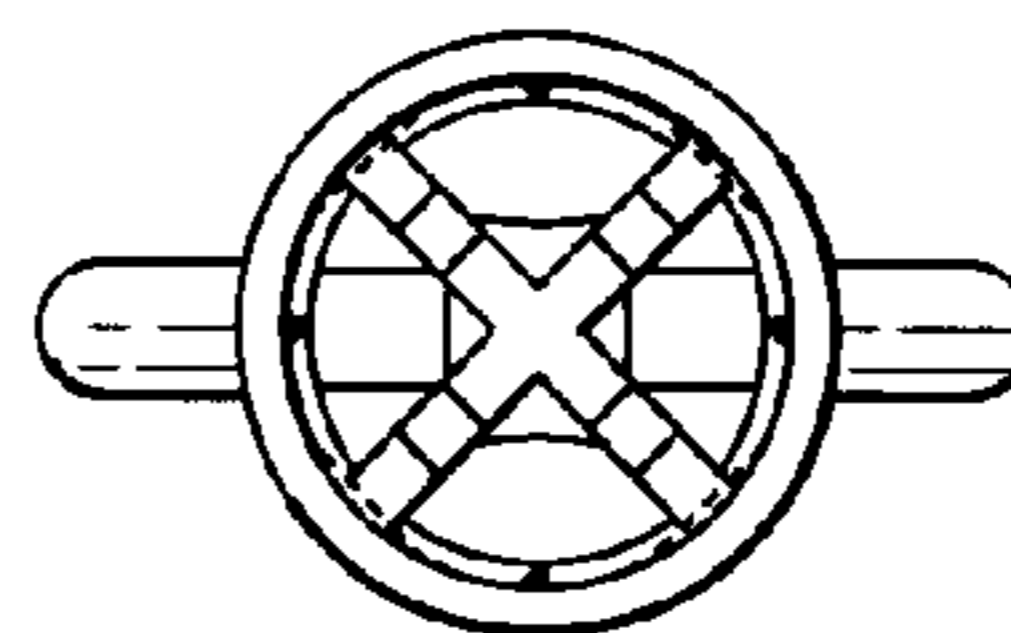
*Fig. 3*



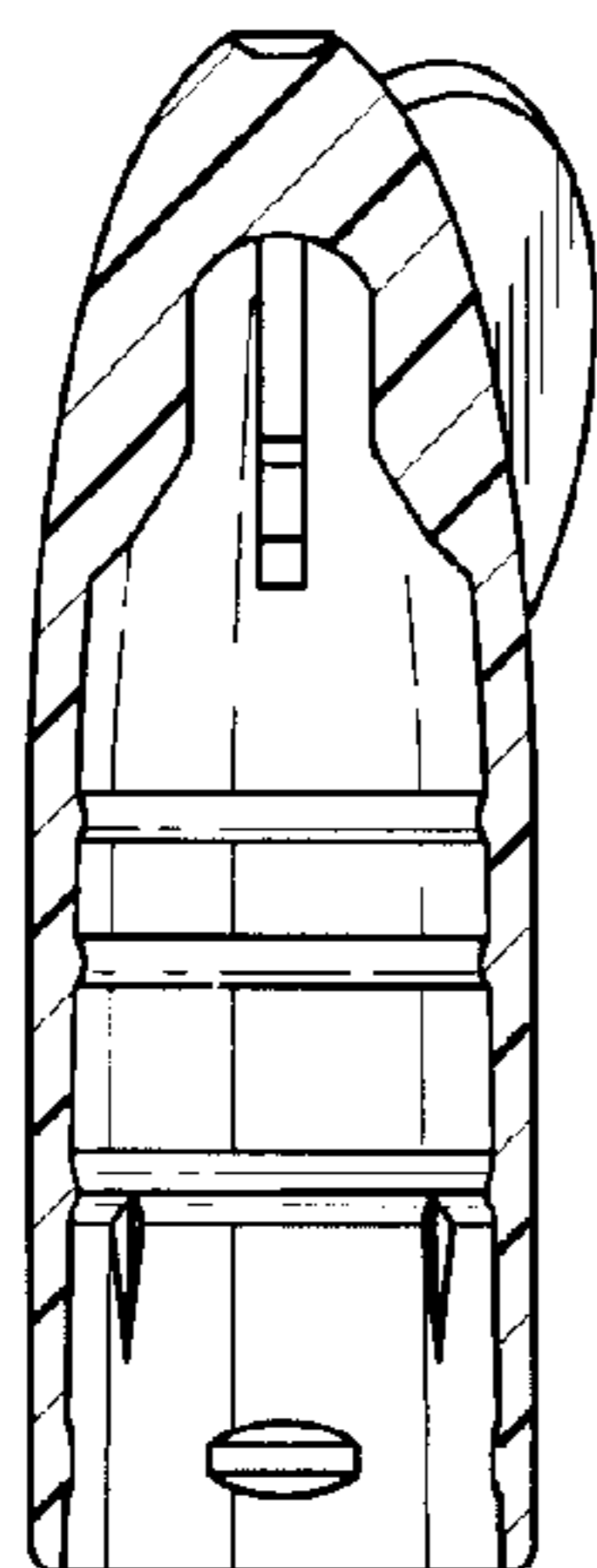
*Fig. 4*



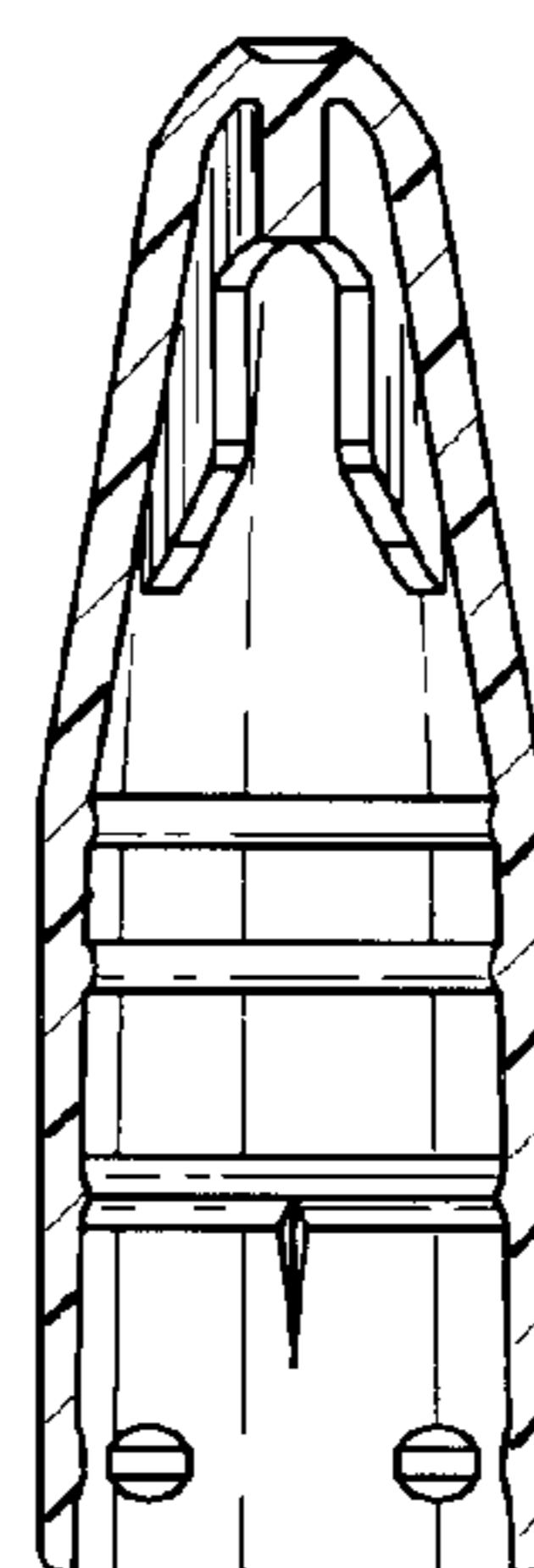
*Fig. 5*



*Fig. 6*



*Fig. 7*



UNITED STATES PATENT AND TRADEMARK OFFICE  
**CERTIFICATE OF CORRECTION**

PATENT NO. : Des. 543,587 S  
APPLICATION NO. : 29/206132  
DATED : May 29, 2007  
INVENTOR(S) : Tetsutaro Nakabayashi et al.

Page 1 of 1

It is certified that error appears in the above-identified patent and that said Letters Patent is hereby corrected as shown below:

Title Page; item (54);  
The title of the application should read:

CAP FOR AN INSTRUMENT FOR DISPENSING A COMPOSITION

as submitted by amendment on January 30, 2007.

Signed and Sealed this

Thirtieth Day of October, 2007

A handwritten signature in black ink on a light gray dotted background. The signature reads "Jon W. Dudas" in a cursive style.

JON W. DUDAS

*Director of the United States Patent and Trademark Office*