



US00D543585S

(12) **United States Design Patent**
Jones

(10) **Patent No.:** **US D543,585 S**

(45) **Date of Patent:** **** May 29, 2007**

(54) **DIGITAL INFORMATION CALENDAR**

D438,900 S * 3/2001 Chu et al. D19/21
D507,567 S * 7/2005 Yonekawa et al. D14/345

(76) Inventor: **Rodriguez Jones**, 32 Gould St., San Francisco, CA (US) 94124

* cited by examiner

(**) Term: **14 Years**

Primary Examiner—Robert A. Delehanty
Assistant Examiner—Mark Cavanna

(21) Appl. No.: **29/207,736**

(57) **CLAIM**

(22) Filed: **Jun. 18, 2004**

The ornamental design for a digital information calendar, as shown and described in FIGS. 1–7 above.

(51) **LOC (8) Cl.** **19-03**

(52) **U.S. Cl.** **D19/21**

(58) **Field of Classification Search** D19/20–25;
D3/20, 203.1, 203.6, 206, 265; D14/315,
D14/341–342, 345; D28/83; D10/3, 15; 434/304;
40/107; 368/28–30

See application file for complete search history.

DESCRIPTION

FIG. 1 is a front view of the digital information calendar shown in the open position showing my design;

FIG. 2 is a top view shown in the open position with the bottom being a mirror image thereof;

FIG. 3 is a side view shown in the open position with the other side being a mirror image thereof.

FIG. 4 is a top view of the digital information calendar shown in the closed position with the other side being a mirror image thereof.

FIG. 5 is a back view when thereof;

FIG. 6 is a side view with the other side being a mirror image thereof; and,

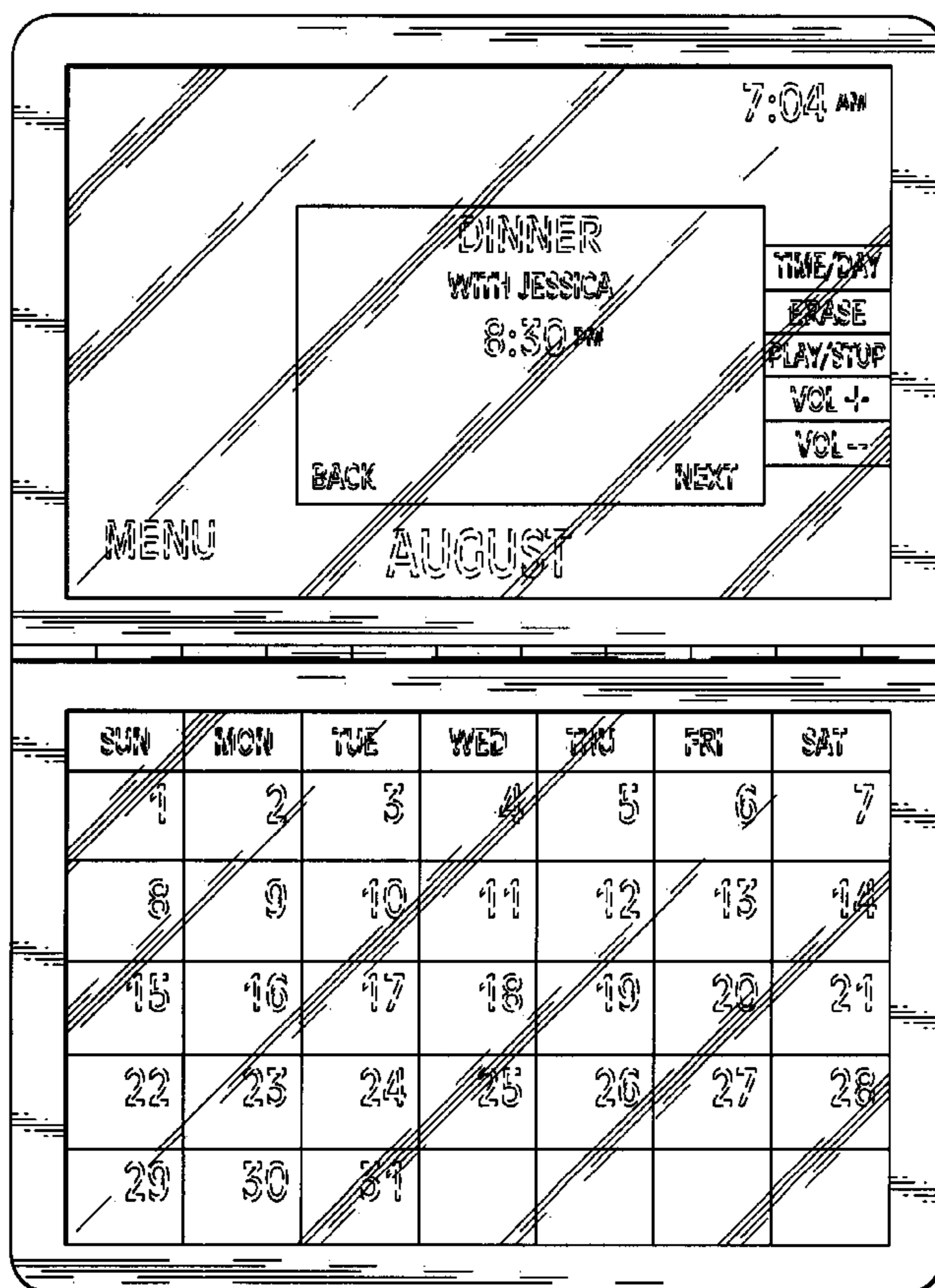
FIG. 7 is a front view thereof.

(56) **References Cited**

U.S. PATENT DOCUMENTS

- D363,509 S * 10/1995 Parekh et al. D3/206
- D366,280 S * 1/1996 Henderson D28/83
- D385,299 S * 10/1997 Adams D14/342
- D386,521 S * 11/1997 Eisenbaum D14/345
- D427,629 S * 7/2000 Chu et al. D19/21
- D434,070 S * 11/2000 Lin et al. D19/21
- D436,621 S * 1/2001 Chu et al. D19/21
- D436,992 S * 1/2001 Chu et al. D19/21

1 Claim, 2 Drawing Sheets



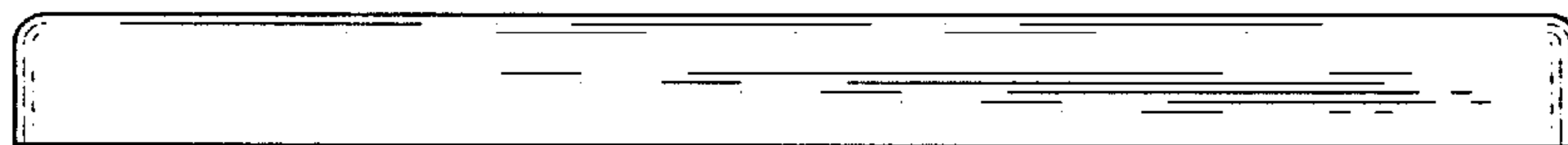


Fig. 2

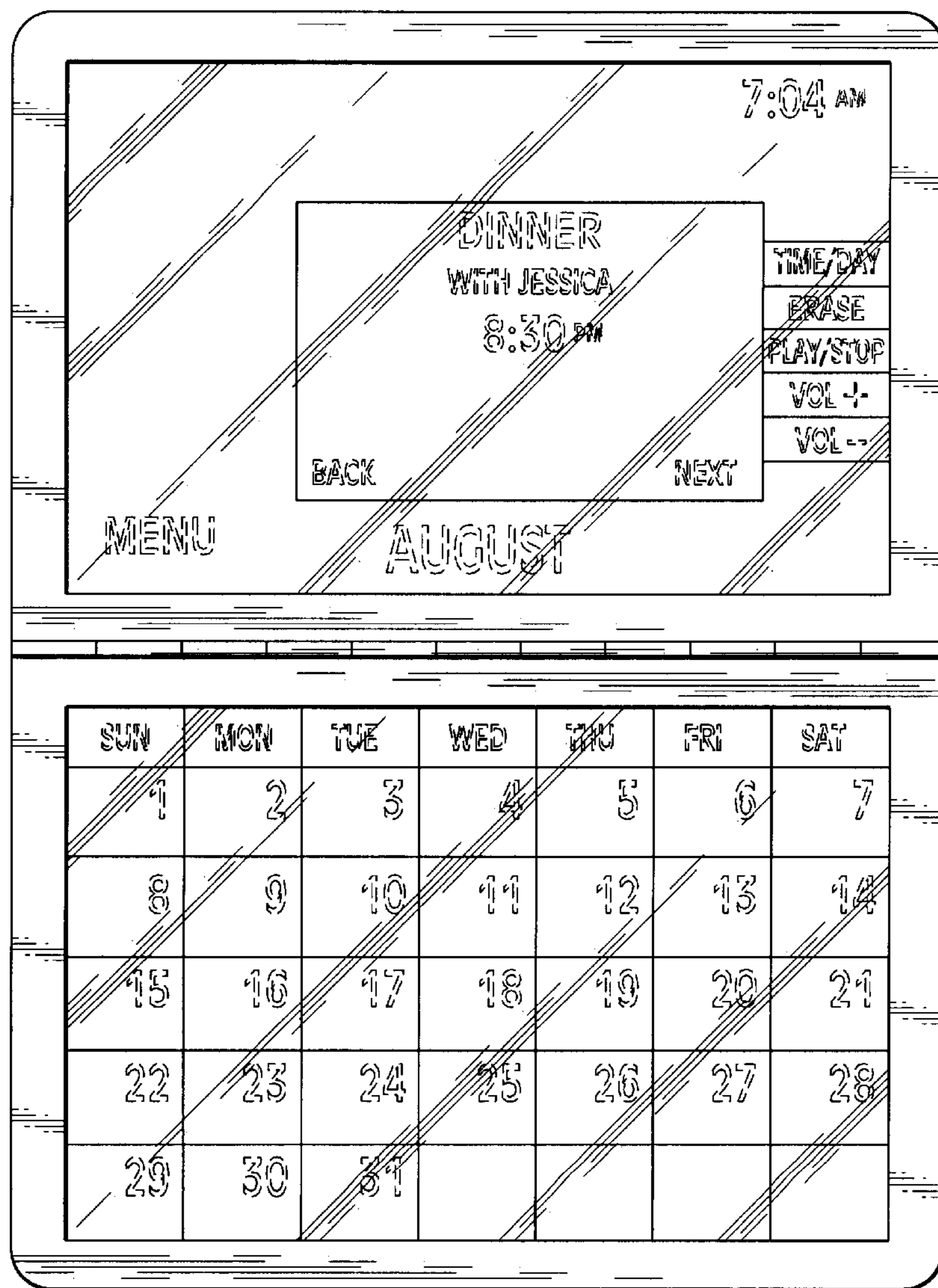


Fig. 1



Fig. 3




Fig. 5




Fig. 4

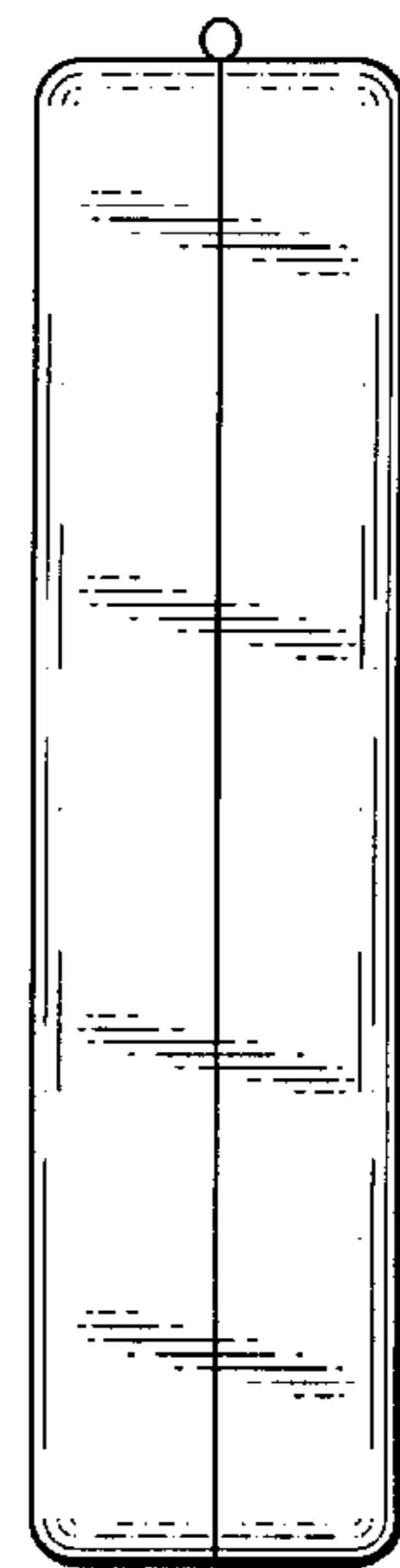


Fig. 6




Fig. 7