



US00D543583S

(12) **United States Design Patent**
Workman et al.

(10) **Patent No.:** **US D543,583 S**

(45) **Date of Patent:** **** May 29, 2007**

(54) **ELECTRONIC CUTTER**

FOREIGN PATENT DOCUMENTS

(75) Inventors: **Robert Workman**, Mapleton, UT (US);
Desiree Tanner, San Clemente, CA
(US); **William Craig Youse**, Provo, UT
(US); **Jason B. Brinkerhoff**, Lindon,
UT (US); **Jonathan Aaron Johnson**,
Orem, UT (US); **Michael Horito**,
Provo, UT (US); **Gerry Ayala**, Provo,
UT (US); **Ken Yan**, Shenzhen (CN)

JP 1183992 9/2003

OTHER PUBLICATIONS

(73) Assignee: **Provo Craft and Novelty, Inc.**,
Spanish Fork, UT (US)

“The Creative Cutter: Set Your Imagination Free: Instruction
Manual.” Puzzles. pp. I–XII, 1–67.

“The Creative Cutter: Instruction Manual Insert.” Puzzles.

“Creative Cutter: Set You Imagination Free,” Puzzles.
Spring 2005 Price List.

“Creative Cutter: Set Your Imagination Free.” Puzzles. Fall
2004 Price List.

“Wishblade Operation Manual.” Wishblade.

“Printing and Cutting with Wishblade Advanced.” Wish-
blade. 2004.

“Wishblade Personal Media Cutter: Wishblade WB100–20:
Introduction.” Wishblade.

“Summa DC3 Plus.” Digital Art Solutions.

(**) Term: **14 Years**

(21) Appl. No.: **29/234,211**

(22) Filed: **Jul. 14, 2005**

(51) **LOC (8) Cl.** **18-04**

(52) **U.S. Cl.** **D18/34.3**

(58) **Field of Classification Search** D18/34.1–34.9,
D18/99, 54, 50; 83/167, 289, 302, 203, 523,
83/633; 241/169.1, 36, 154, 157, 222, 224,
241/168, 284, 295, 37.5, 285.1, 285.2, 100,
241/236; D8/99, 105; D7/381, 383; D14/356;
D13/83; D19/65, 72

See application file for complete search history.

(Continued)

Primary Examiner—Charles A. Rademaker

(74) *Attorney, Agent, or Firm*—Morriss O’Bryant
Compagni P.C.

(57) **CLAIM**

The ornamental design for an electronic cutter, as shown and
described.

(56) **References Cited**

U.S. PATENT DOCUMENTS

4,359,222	A	11/1982	Smith, III et al.	
D279,474	S	7/1985	Akagi et al.	
D302,684	S	8/1989	Akagi et al.	
D373,595	S	9/1996	Askren	
D375,119	S	10/1996	Pangburn	
D375,973	S	* 11/1996	Kennedy et al.	D18/34.4
D382,256	S	8/1997	Lin	
5,692,424	A	* 12/1997	Wallace	83/167
D388,819	S	* 1/1998	Huen	D18/34.5
5,796,388	A	8/1998	Yasuhara et al.	
D399,251	S	10/1998	McGlashan	

(Continued)

DESCRIPTION

FIG. 1 is a top and front perspective view of an electronic
cutter showing our new design;

FIG. 2 is a front elevation thereof;

FIG. 3 is a rear elevation thereof;

FIG. 4 is a top plan view thereof;

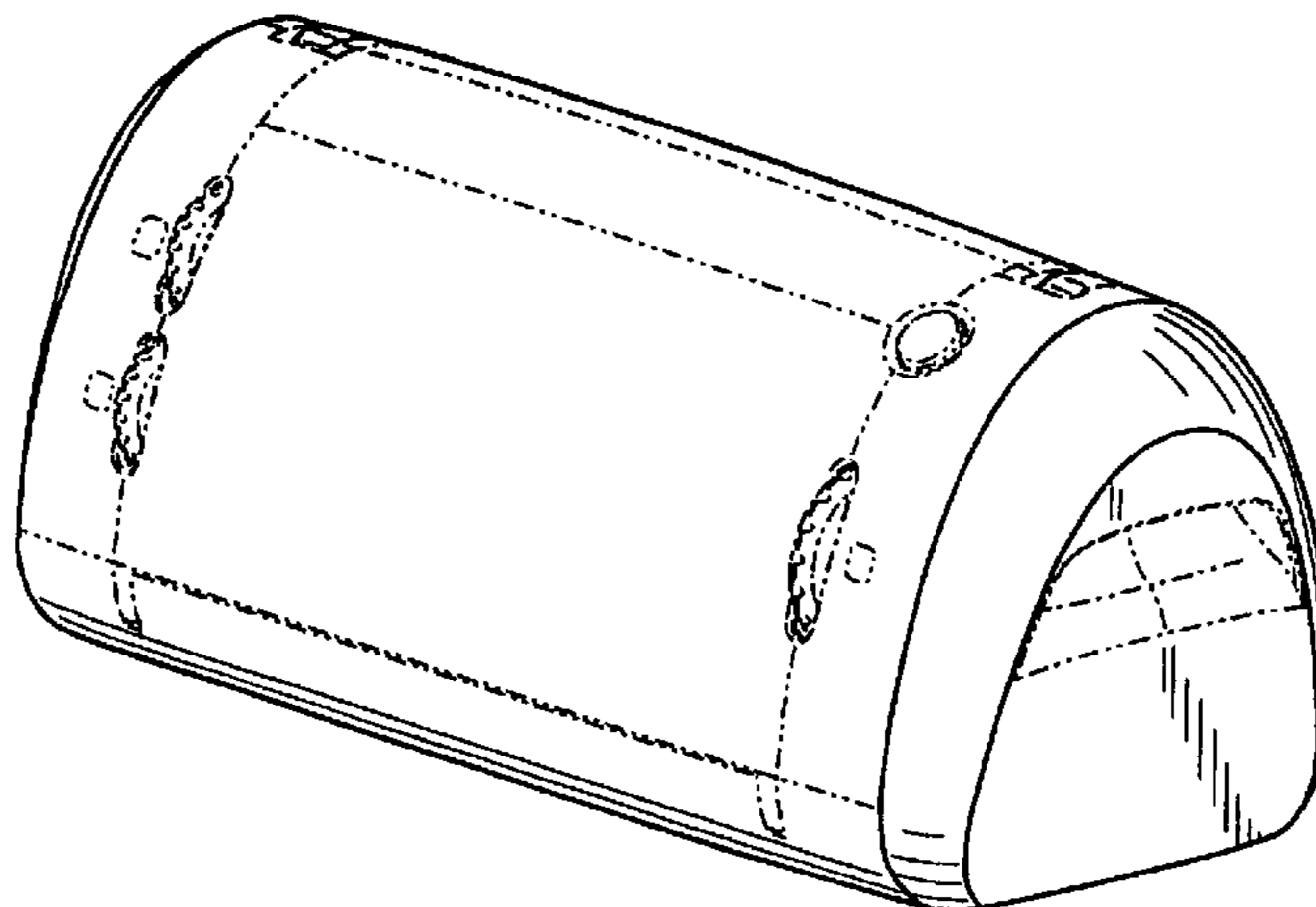
FIG. 5 is a bottom plan view thereof;

FIG. 6 is a right side elevation thereof; and,

FIG. 7 is a left side elevation thereof.

The broken line showing of environment in the figure
drawings is for illustrative purposes only and forms no part
of the claimed design.

1 Claim, 2 Drawing Sheets



US D543,583 S

Page 2

U.S. PATENT DOCUMENTS

5,988,542 A * 11/1999 Henreckson et al. 241/100
D421,768 S 3/2000 Blair et al.
D424,090 S 5/2000 Ko et al.
D439,608 S 3/2001 Gasset et al.
D453,352 S 2/2002 Yamano et al.
D454,583 S 3/2002 Whitby et al.
D466,920 S 12/2002 Kawahara et al.
D466,922 S 12/2002 Tashiro
D467,963 S * 12/2002 Miyahara et al. D18/54
D474,806 S 5/2003 Yamano et al.
D479,264 S 9/2003 Suzuki et al.
6,676,050 B2 * 1/2004 Chang 241/100
6,682,006 B2 * 1/2004 Lee 241/236
D489,083 S * 4/2004 Orihashi et al. D18/54
D489,084 S * 4/2004 Tashiro et al. D18/54
D489,401 S * 5/2004 Senshiki et al. D18/54
D489,754 S 5/2004 Akahane et al.
D492,960 S * 7/2004 Takizawa D18/54
D497,940 S 11/2004 Hwang et al.

D499,759 S 12/2004 Kobayashi et al.
6,827,300 B2 * 12/2004 Lee 241/236
D505,154 S 5/2005 Wong et al.
D509,545 S 9/2005 Nash

OTHER PUBLICATIONS

“Software and Artwork Specials.” Digital Art Solutions.
“Why You Should Buy a Craft Cutter From Digital Art Solutions,” Digital Art Solutions.
“D60 Review from Signs of the Times Magazine.” Digital Art Solutions.
“Cutting Shapes and Text with Wishblade Basic or Wishblade Advanced.” Wishblade. 2004, pp. 1–2.
Operation Manual for Electronic Cutter (Chinese).
“Omega Series: Operator’s Manual: OM–60/ OM–40.” DGI: Digital Graphics Incorporation.

* cited by examiner

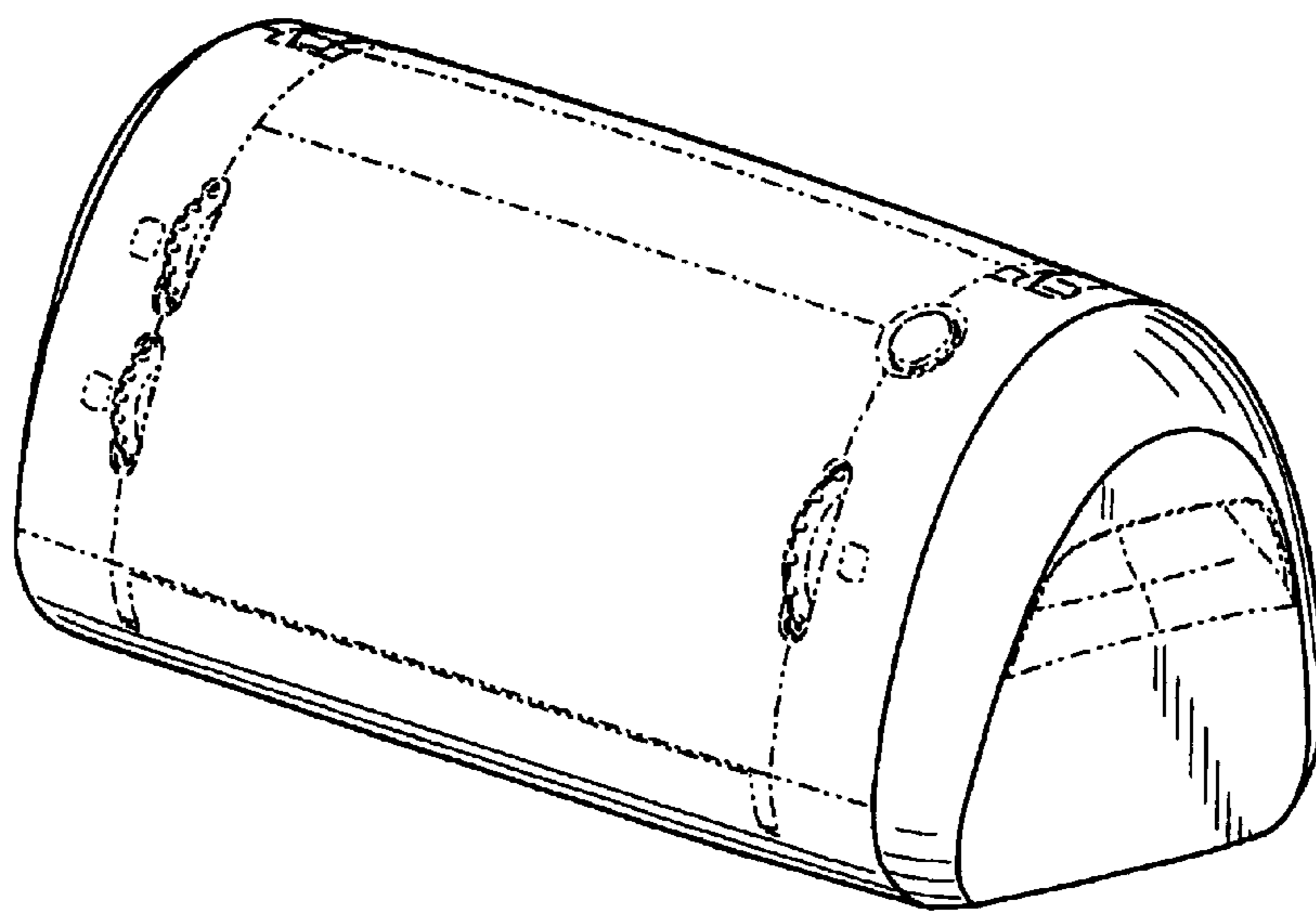


FIG. 1




FIG. 2

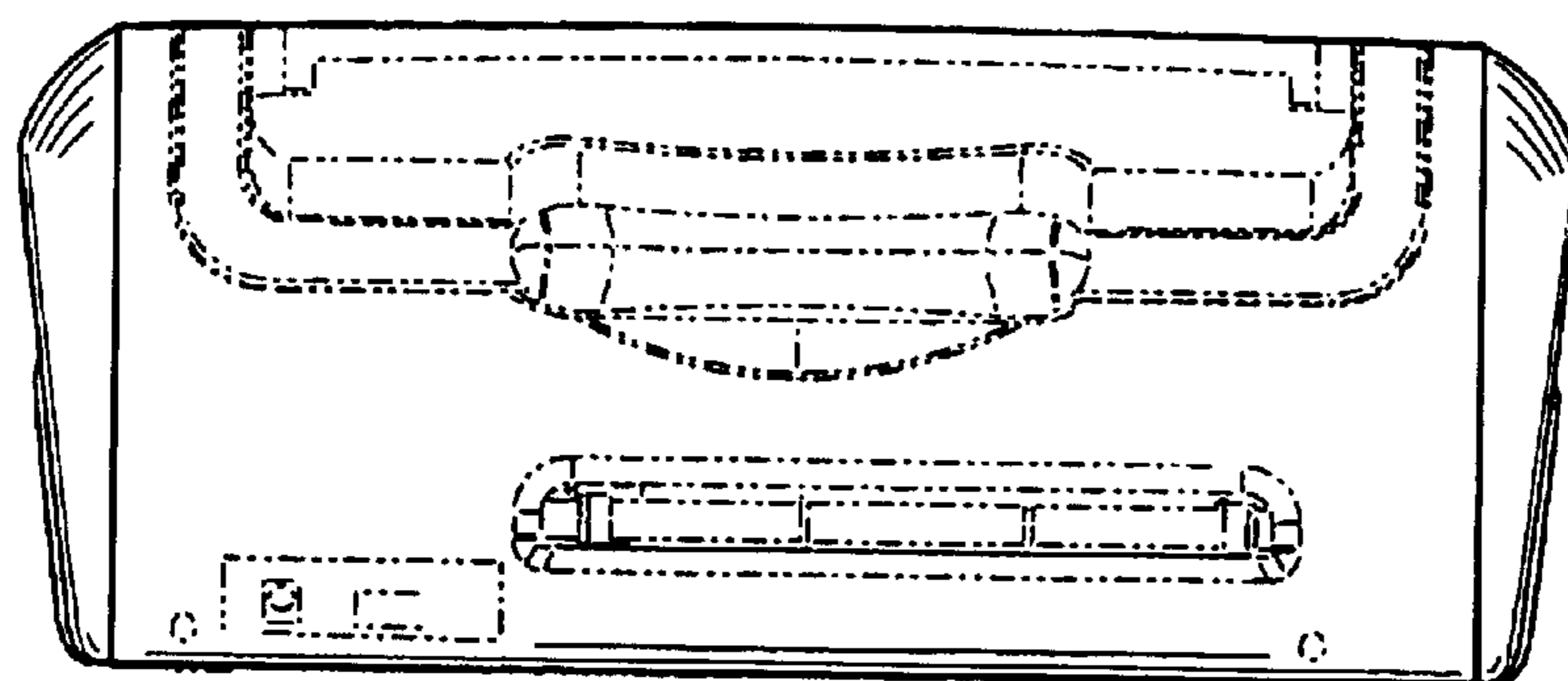


FIG. 3

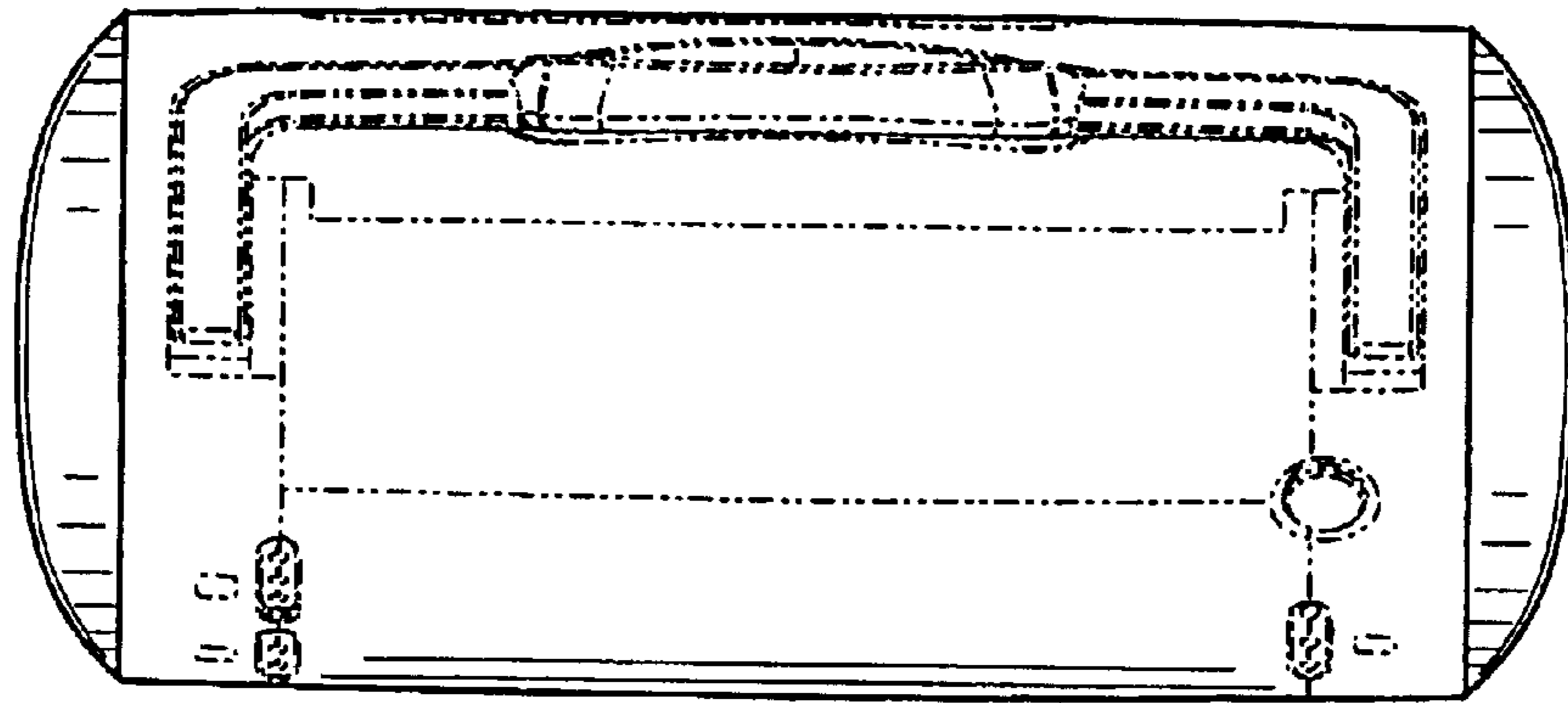


FIG. 4

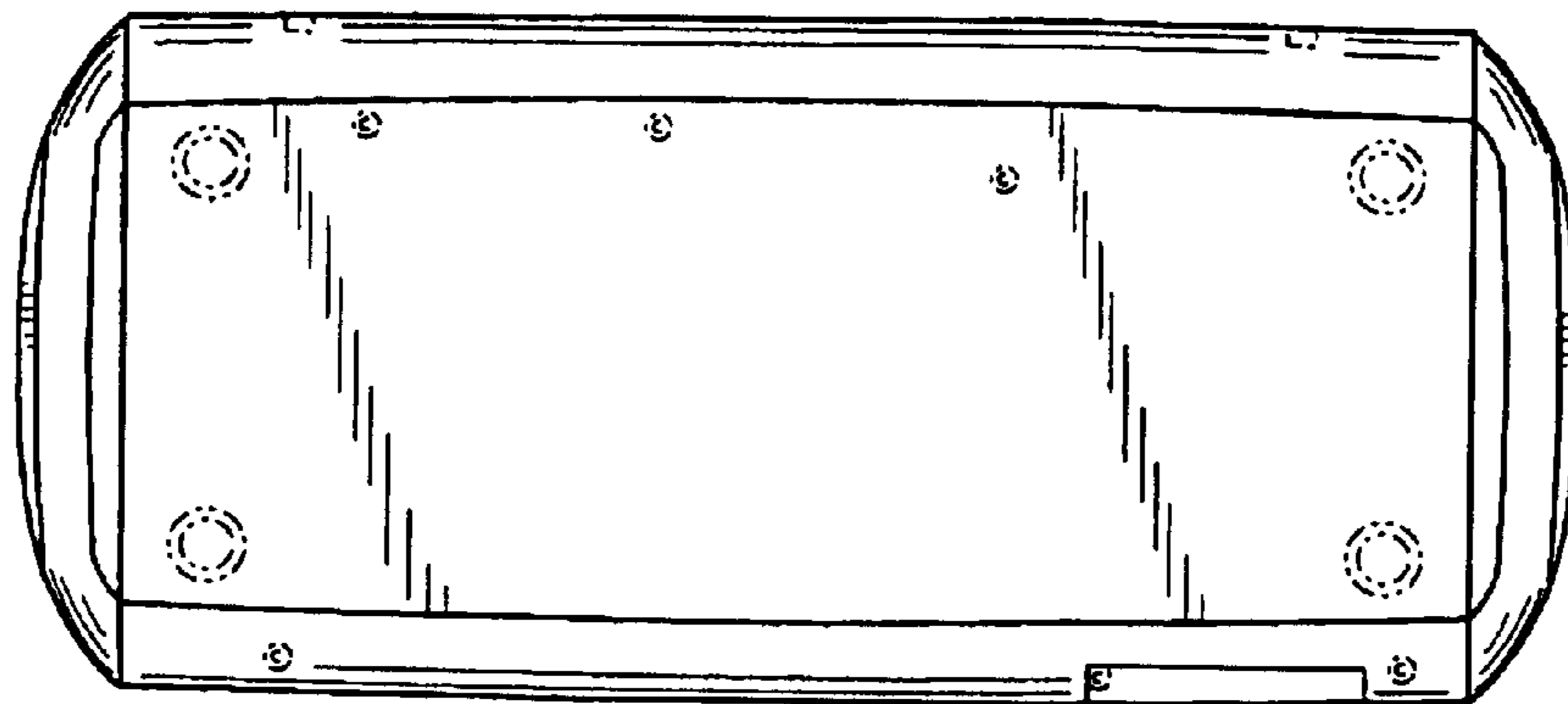


FIG. 5

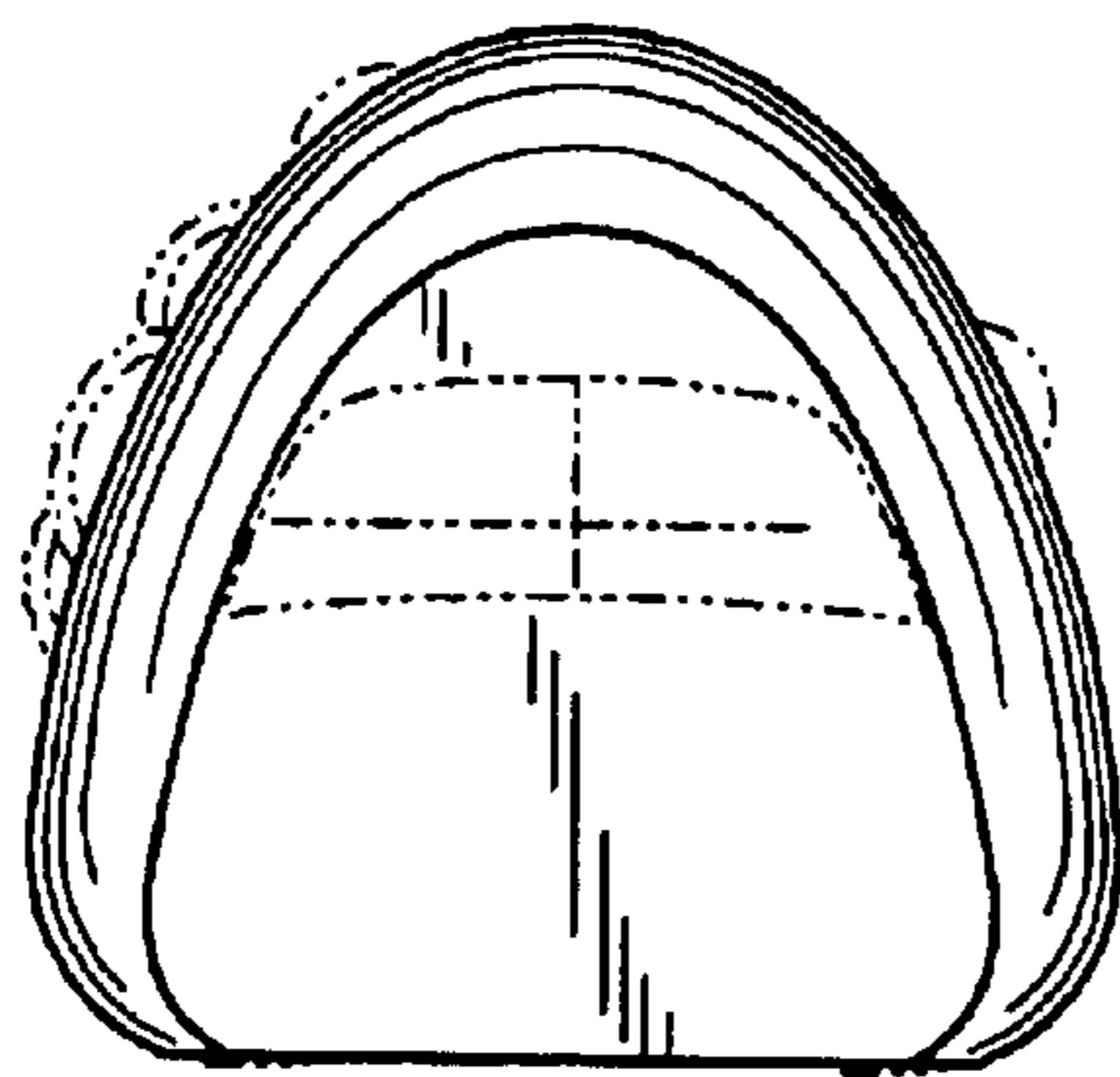


FIG. 6

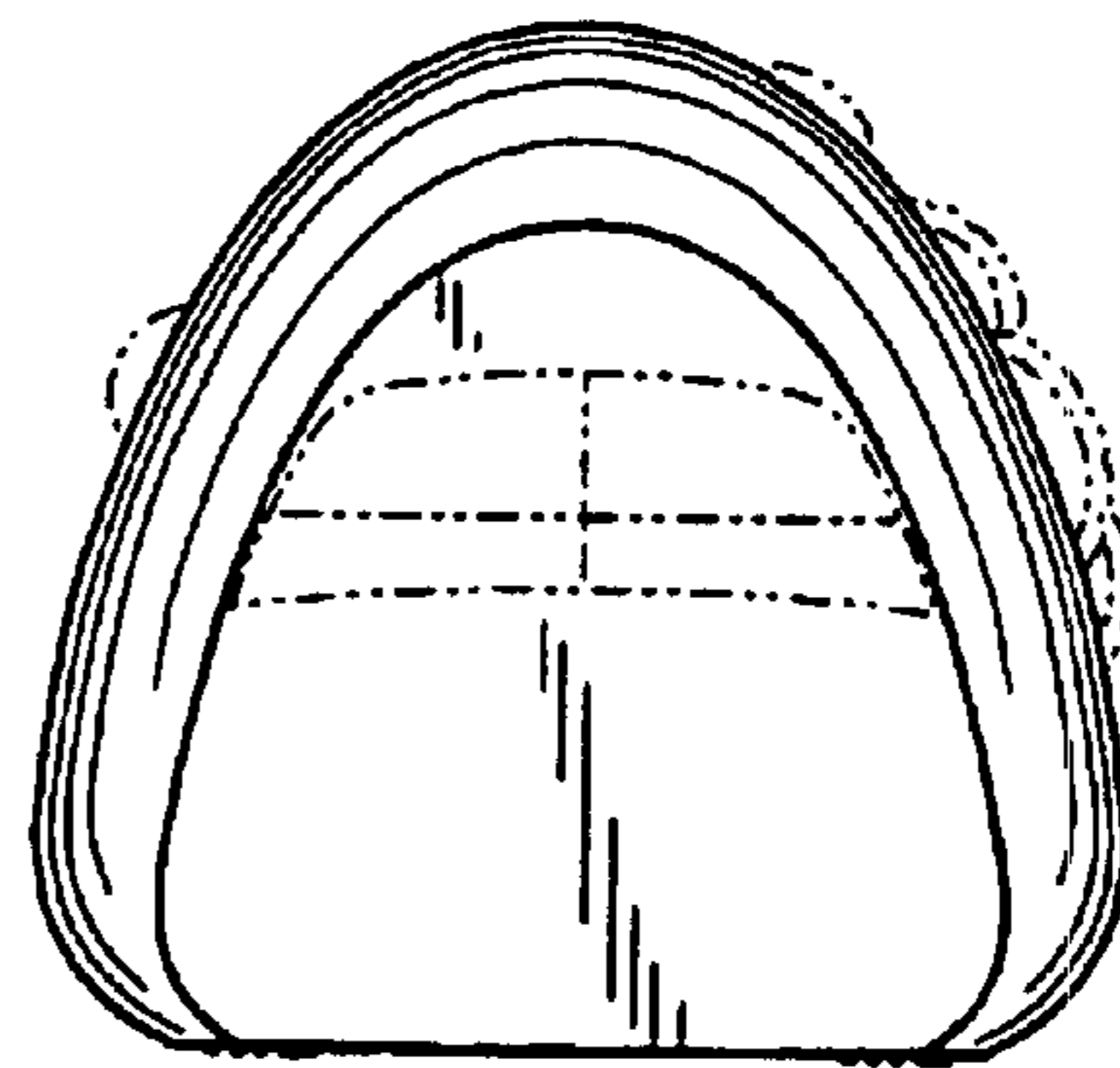


FIG. 7