



US00D543573S

(12) **United States Design Patent**
Chuang

(10) **Patent No.:** **US D543,573 S**

(45) **Date of Patent:** **** May 29, 2007**

(54) **SPECTACLES**

(75) Inventor: **Mao-Hsiung Chuang**, Tainan (TW)

(73) Assignee: **Sun Sight Glasses Co., Ltd.**, Tainan (TW)

(**) Term: **14 Years**

(21) Appl. No.: **29/222,954**

(22) Filed: **Feb. 7, 2005**

(51) **LOC (8) Cl.** **16-06**

(52) **U.S. Cl.** **D16/323; D16/326; D16/335**

(58) **Field of Classification Search** D16/300,
D16/319-323, 325-327, 329, 335; D24/110.2;
D29/108-110; 2/426, 428-430, 432, 434,
2/436-437, 441, 447; 351/41, 43-44, 51-52,
351/61-62, 103, 111, 114-119, 122-123,
351/158

See application file for complete search history.

(56) **References Cited**

U.S. PATENT DOCUMENTS

D220,291 S	*	3/1971	Bloch	D16/320
5,610,668 A	*	3/1997	Mage	351/62
D392,665 S	*	3/1998	Marie Mage	D16/326
D397,351 S	*	8/1998	Simioni	D16/326
D400,229 S	*	10/1998	Arnette	D16/321
D420,038 S	*	2/2000	Hartman	D16/326
D422,619 S	*	4/2000	Hsu	D16/326
D430,192 S	*	8/2000	Markovitz et al.	D16/321
D513,759 S	*	1/2006	Stables	D16/321
D514,615 S	*	2/2006	Mangum	D16/326

D515,616 S	*	2/2006	Stables	D16/321
D515,617 S	*	2/2006	Stables	D16/321
D515,618 S	*	2/2006	Stables	D16/321
D518,847 S	*	4/2006	Teng	D16/326
D524,355 S	*	7/2006	Chuang	D16/326
2006/0203182 A1	*	9/2006	Stables	351/41

OTHER PUBLICATIONS

No. T5001 from Sun Sight Glasses Co.'s 2005 web products showing. Downloaded Dec. 7, 2006 at <http://www.sunsight-glasses.com/>.*

* cited by examiner

Primary Examiner—Philip S. Hyder

Assistant Examiner—RoseLynne (Ulm) Cody

(74) *Attorney, Agent, or Firm*—Alan D. Kamrath; Nikolai & Mersereau, P.A.

(57) **CLAIM**

The ornamental design for spectacles, as shown and described.

DESCRIPTION

FIG. 1 is a perspective view of spectacles showing my new design;

FIG. 2 is a front side elevational view thereof;

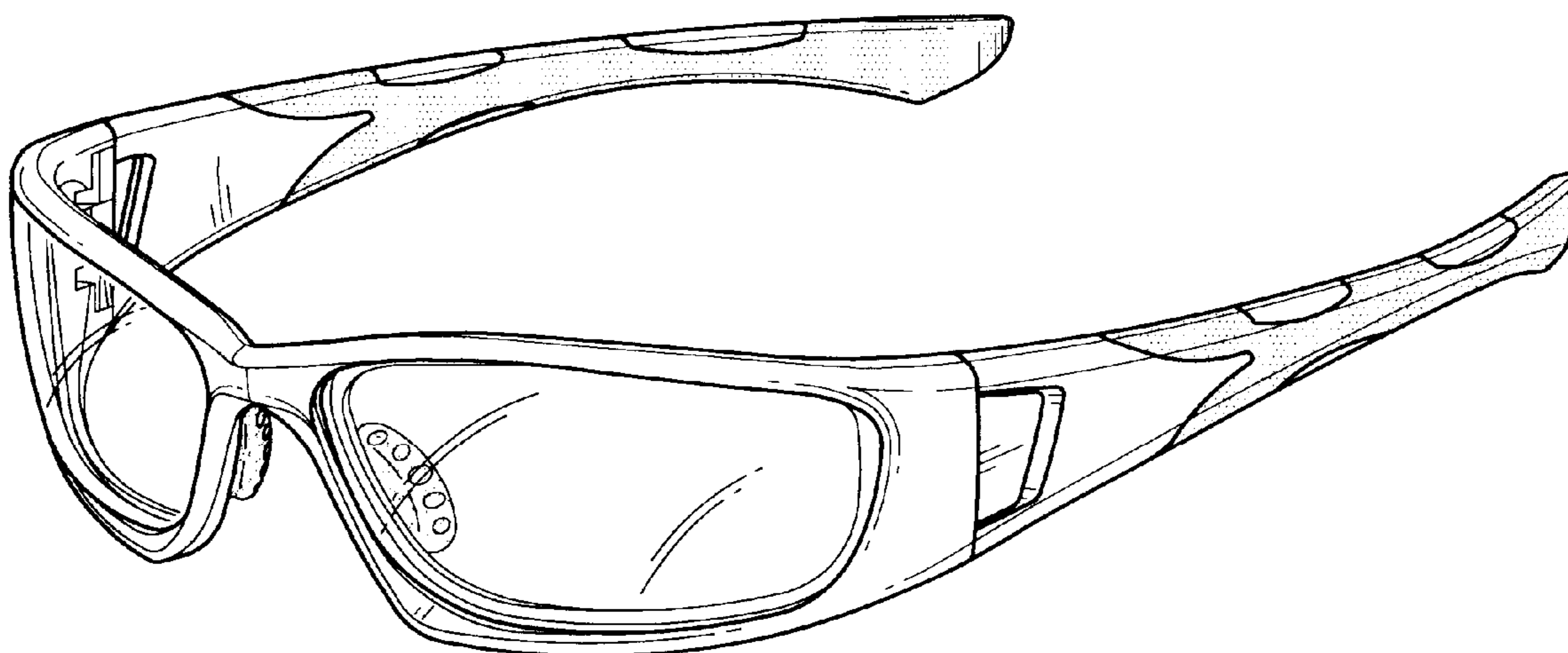
FIG. 3 is a rear side elevational view thereof;

FIG. 4 is a side elevational view thereof, the opposite side view being a mirror image thereof;

FIG. 5 is a top plan view thereof; and,

FIG. 6 is a bottom plan view thereof.

1 Claim, 4 Drawing Sheets



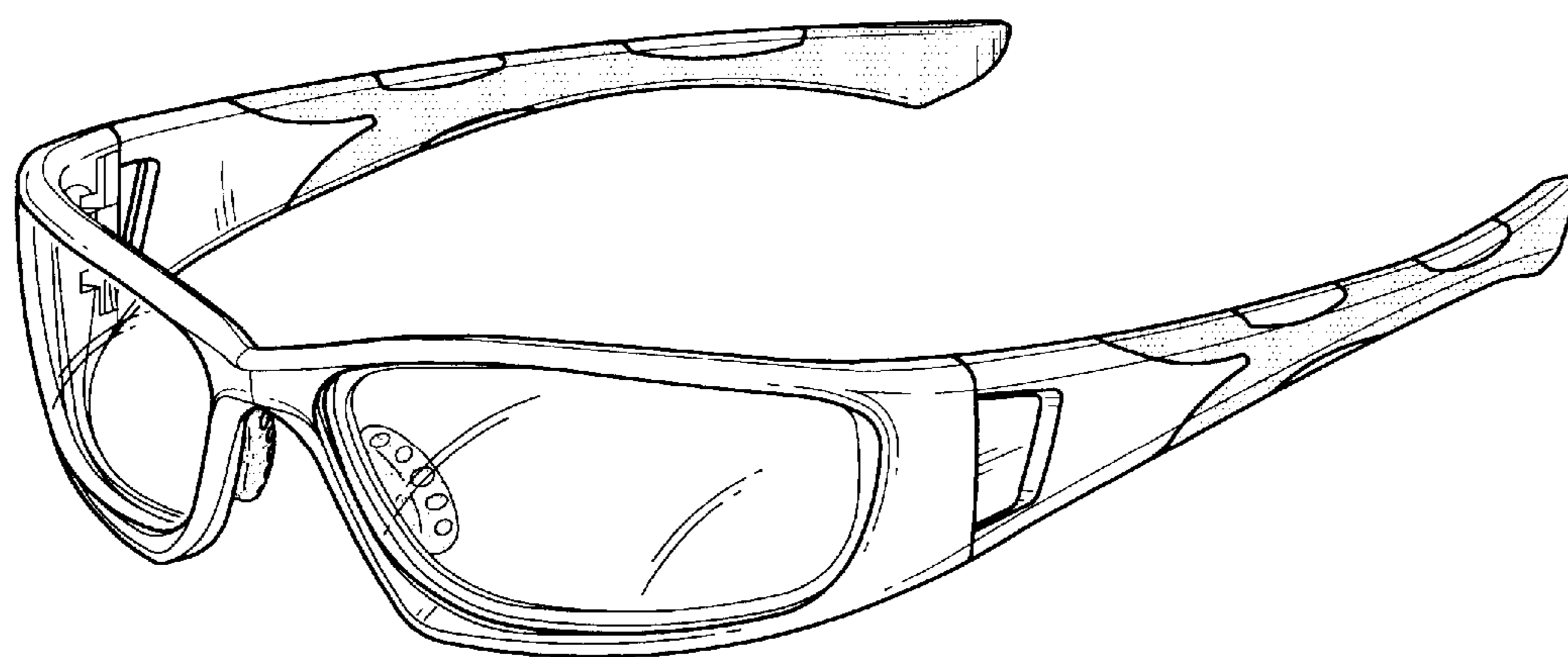


FIG. 1

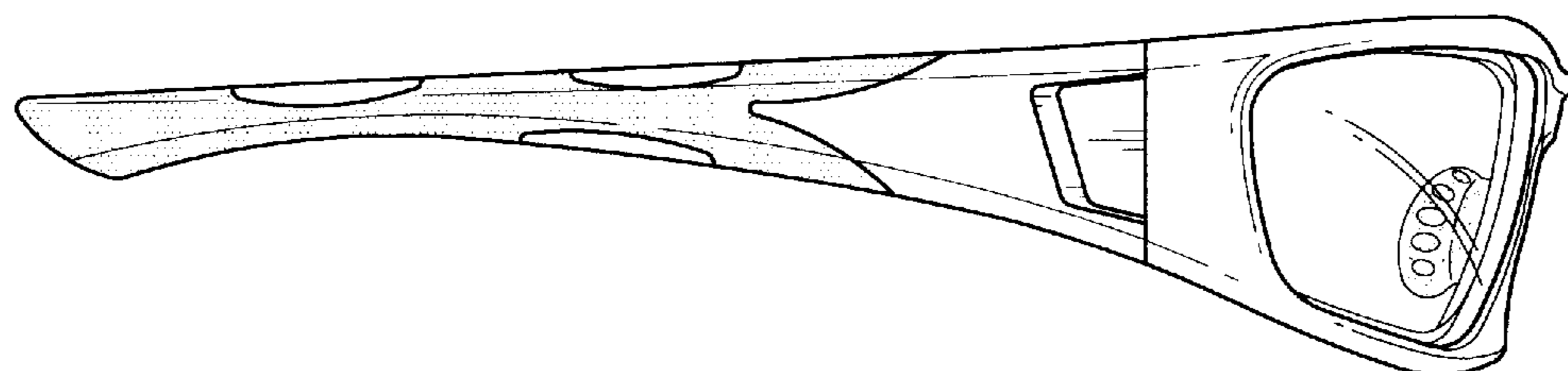


FIG. 4

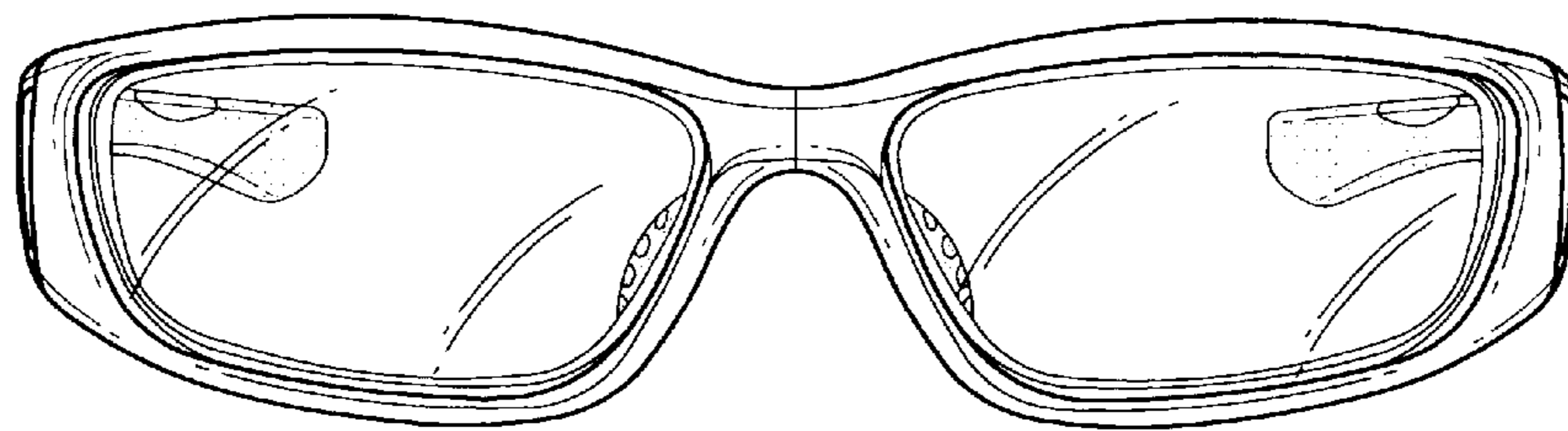


FIG. 2

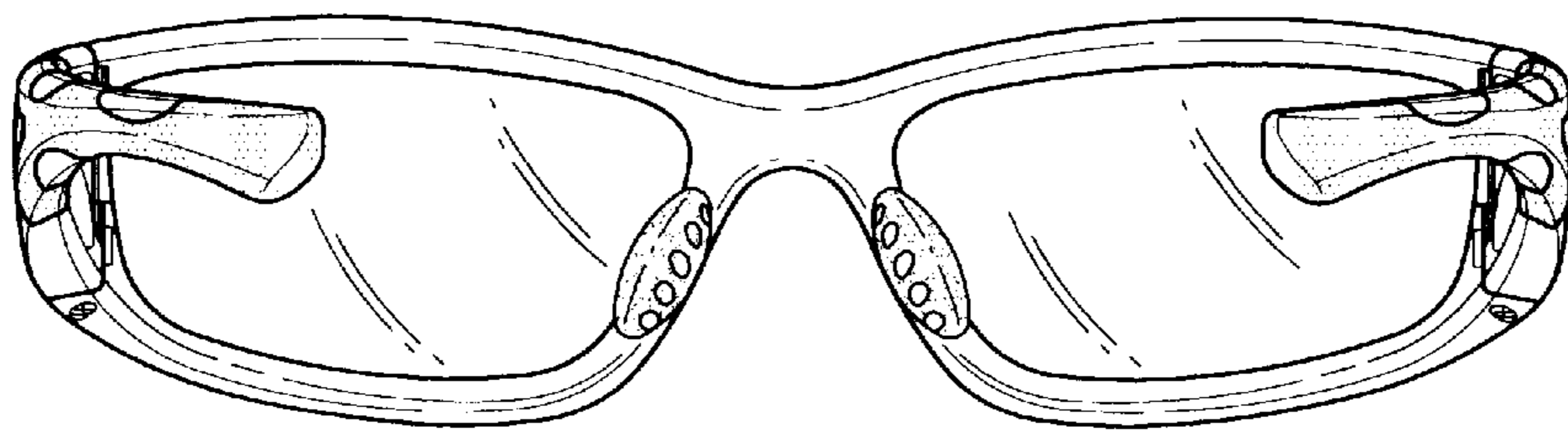


FIG. 3

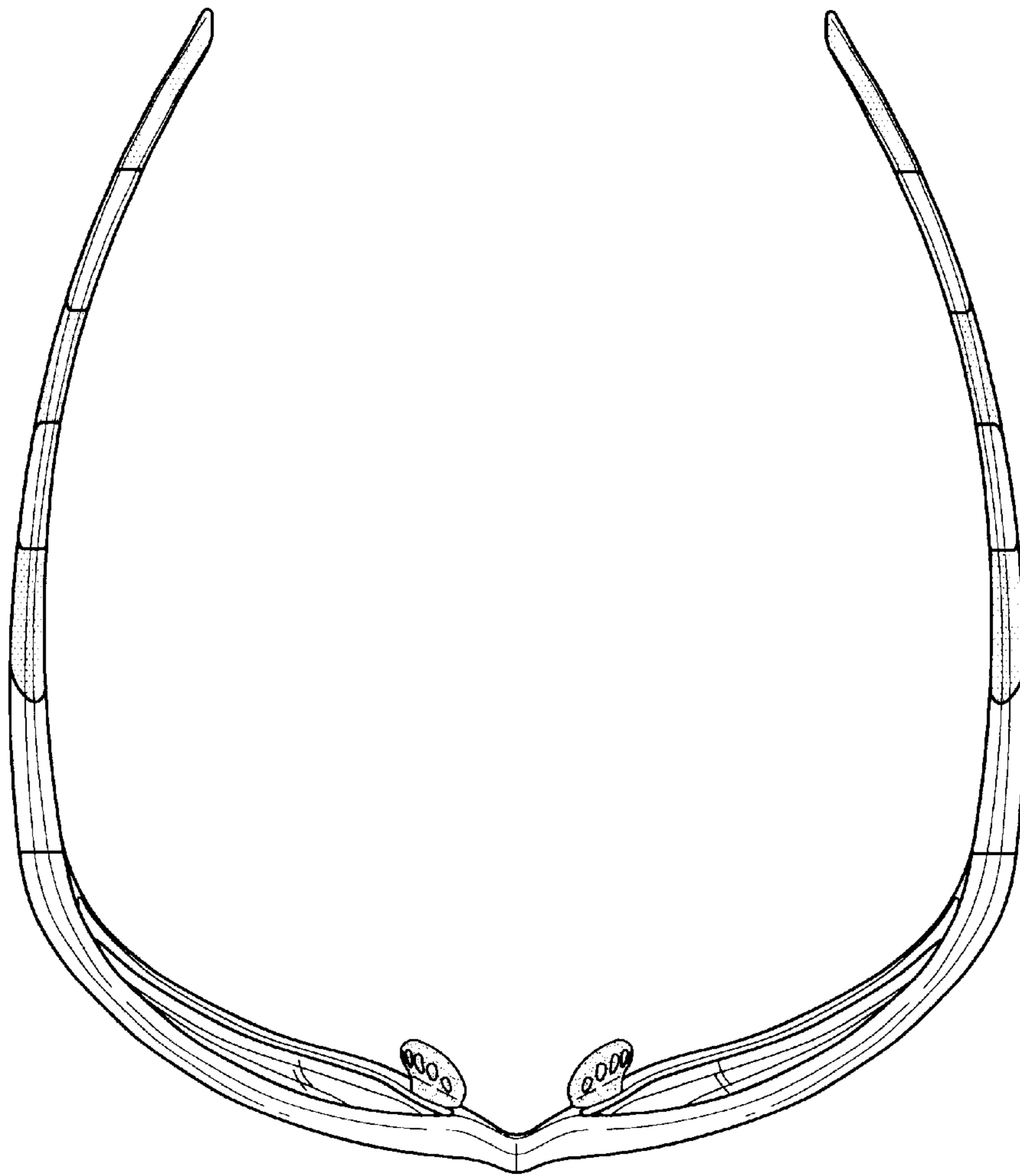


FIG. 5

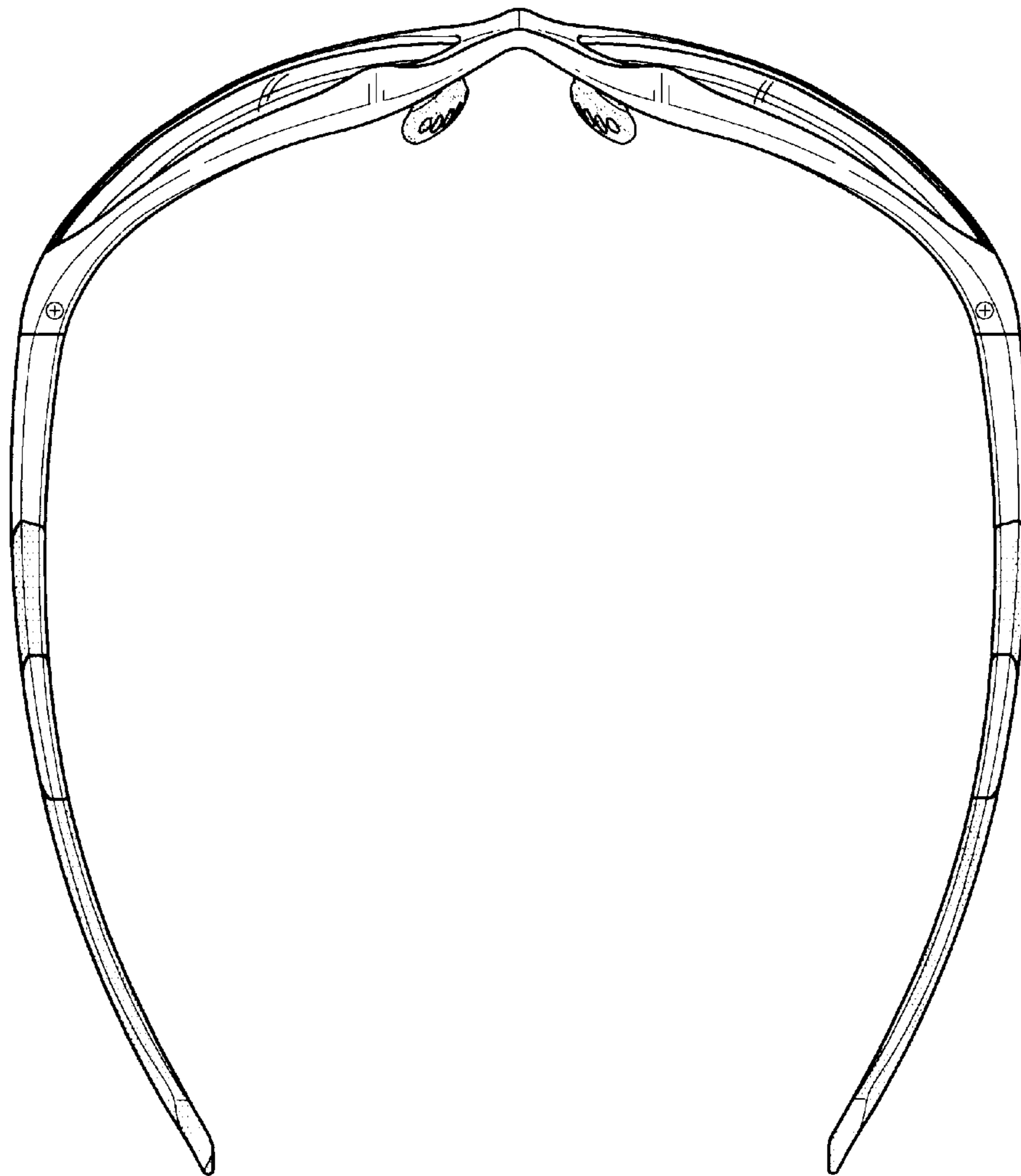


FIG. 6