



US00D543562S

(12) **United States Design Patent** (10) **Patent No.:** **US D543,562 S**  
**Braunschweig et al.** (45) **Date of Patent:** **\*\* May 29, 2007**

(54) **ABRASIVE ARTICLE WITH HOLES**

FOREIGN PATENT DOCUMENTS

(75) Inventors: **Ehrich J. Braunschweig**, Woodbury, MN (US); **Charles J. Studiner, IV**, Cottage Grove, MN (US)  
(73) Assignee: **3M Innovative Properties Company**, St. Paul, MN (US)  
(\*\*) Term: **14 Years**

EP	0 285 042 A1	10/1988
EP	1 488 888 A1	12/2004
EP	1 524 077 A1	4/2005
FR	2 659 892	9/1991
GB	2 017 485 A	10/1979
GB	2 057 483 A	4/1981
GB	2 162 213 A	1/1986
WO	03/020474 A1	3/2003

(21) Appl. No.: **29/253,148**  
(22) Filed: **Feb. 1, 2006**

OTHER PUBLICATIONS

(51) **LOC (8) Cl.** ..... **15-09**  
(52) **U.S. Cl.** ..... **D15/126**  
(58) **Field of Classification Search** ..... D15/124, D15/126, 138, 139; 451/47, 56, 324, 443, 451/541, 544, 547, 548-551  
See application file for complete search history.

U.S. Appl. No. 11/229,281, Woo et al., Filed Sep. 16, 2005.  
U.S. Appl. No. 11/228,896, Rambossek et al., Filed Sep. 16, 2005.  
U.S. Appl. No. 29/238,541, Braunschweig et al., Filed Sep. 16, 2005.  
U.S. Appl. No. 29/238,542, Braunschweig et al., Filed Sep. 16, 2005.  
U.S. Appl. No. 29/238,556, Braunschweig et al., Filed Sep. 16, 2005.  
U.S. Appl. No. 29/246,256, Shimizu et al., Filed Mar. 28, 2006.  
U.S. Appl. No. 29/246,257, Shimizu et al., Filed Mar. 28, 2006.

(56) **References Cited**

U.S. PATENT DOCUMENTS

2,307,312 A *	1/1943	Whiting	.....	451/548
2,358,861 A	9/1944	Koelher		
2,564,217 A	8/1951	Taylor		
2,749,681 A	6/1956	Reidenbach		
2,749,683 A	8/1956	Soderman		
2,838,890 A	6/1958	McIntyre		
3,021,649 A	2/1962	Robbins		
3,353,308 A	11/1967	Zane		
3,386,214 A	5/1968	Shoemaker		
3,426,488 A	2/1969	Kubsh		
3,932,966 A	1/1976	Stern		
4,062,152 A	12/1977	Mehrer		
4,158,935 A	6/1979	Robert		
4,287,685 A	9/1981	Marton		
D277,486 S *	2/1985	Yanagiura	.....	D15/126
4,631,220 A	12/1986	Clifton		
4,964,243 A	10/1990	Reiter		
4,964,245 A	10/1990	Braasch		
5,007,206 A	4/1991	Paterson		
5,022,191 A	6/1991	Broido		

(Continued)

*Primary Examiner*—Antoine D. Davis  
*Assistant Examiner*—Patricia Palasik

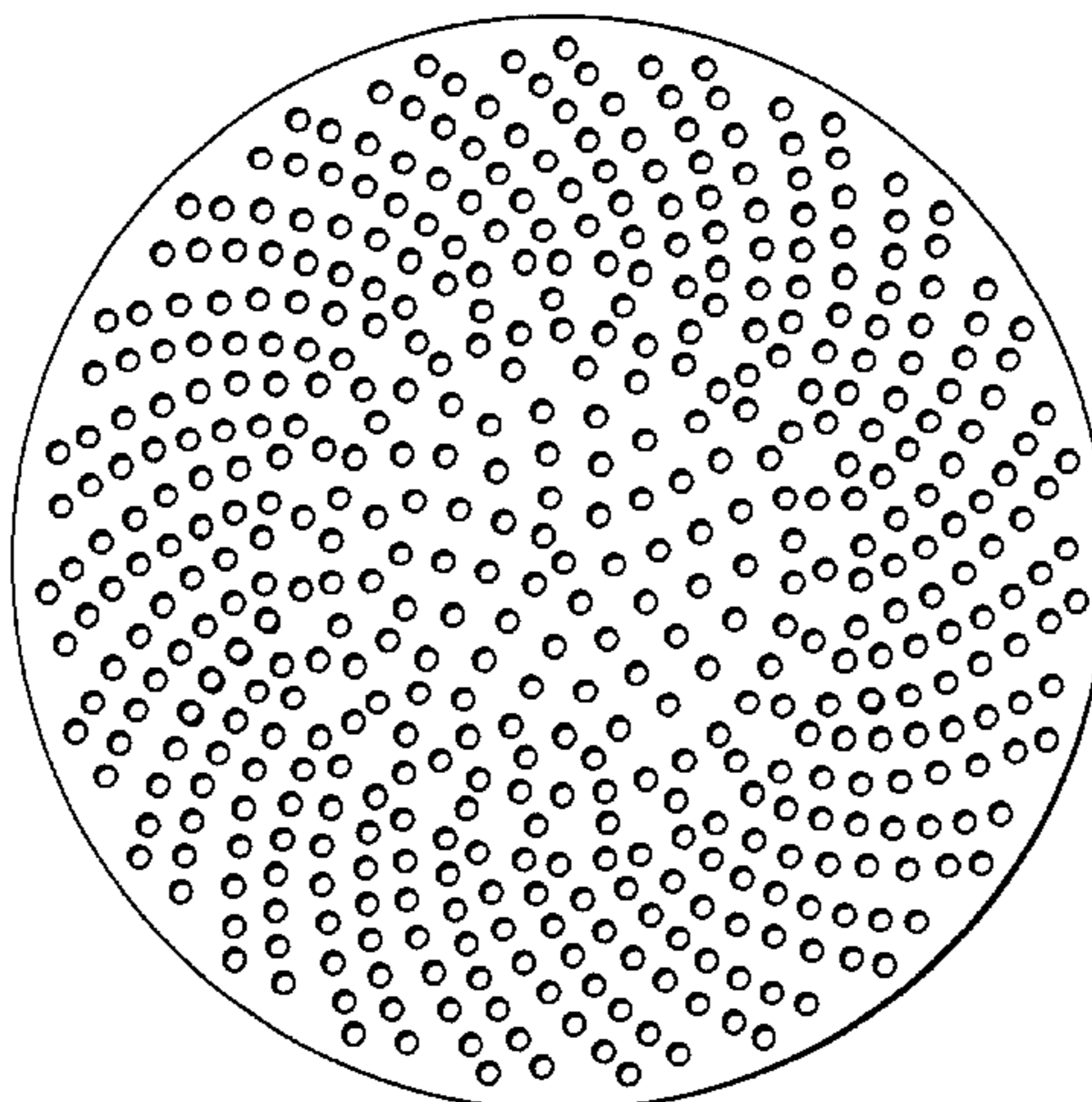
(57) **CLAIM**

The ornamental design for an abrasive article with holes, as shown and described.

**DESCRIPTION**

FIG. 1 is a top perspective view of an abrasive article with holes, as shown;  
FIG. 2 is a top view thereof;  
FIG. 3 is a bottom view thereof; and,  
FIG. 4 is a front side view thereof; the left, right, and back side views being identical thereto.

**1 Claim, 2 Drawing Sheets**



# US D543,562 S

Page 2

## U.S. PATENT DOCUMENTS

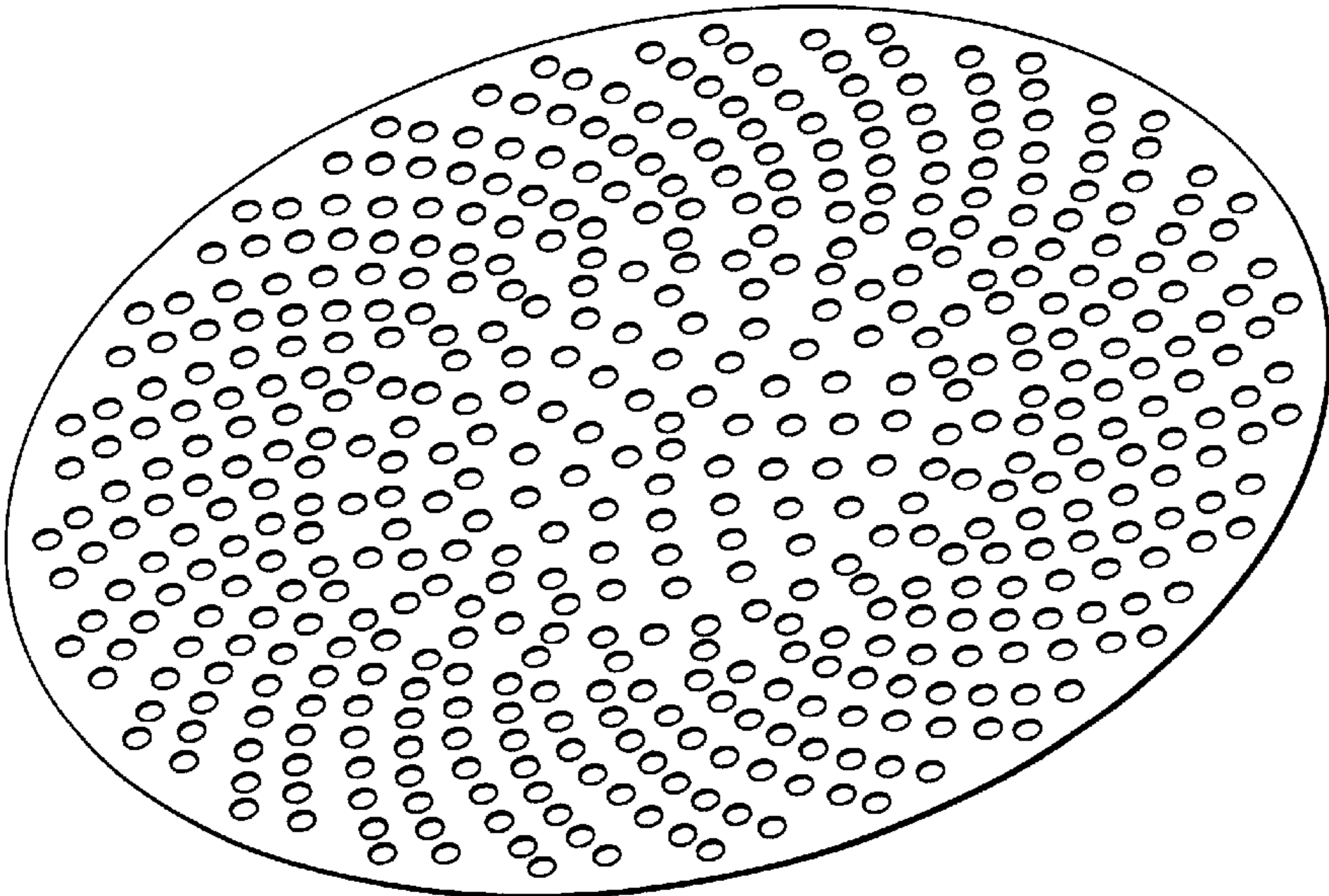
5,667,433 A 9/1997 Mallon  
5,674,122 A 10/1997 Krech  
5,807,161 A 9/1998 Manor et al.  
5,810,650 A 9/1998 Jöst  
5,989,112 A 11/1999 Long et al.  
D421,029 S 2/2000 Cha  
6,059,644 A 5/2000 Manor et al.  
D426,560 S \* 6/2000 Texler et al. .... D15/139  
6,077,156 A 6/2000 Amin et al.  
6,190,246 B1 2/2001 Parrott et al.  
6,312,325 B1 11/2001 Van Osenbruggen  
6,368,199 B1 4/2002 Van Osenbruggen  
6,371,842 B1 \* 4/2002 Romero ..... 451/548  
D460,767 S 7/2002 Kim et al.  
6,419,574 B1 \* 7/2002 Takahashi et al. .... 451/548  
6,575,821 B2 6/2003 Jöst  
2003/0003856 A1 1/2003 Swei  
2003/0054746 A1 3/2003 Nussbaumer et al.  
2003/0159363 A1 8/2003 Chesley et al.  
2004/0072510 A1 4/2004 Kinoshita et al.  
2006/0019579 A1 1/2006 Braunschweig

2006/0160477 A1 \* 7/2006 Kinoshita et al. .... 451/56  
2006/0160481 A1 7/2006 Miyanaga

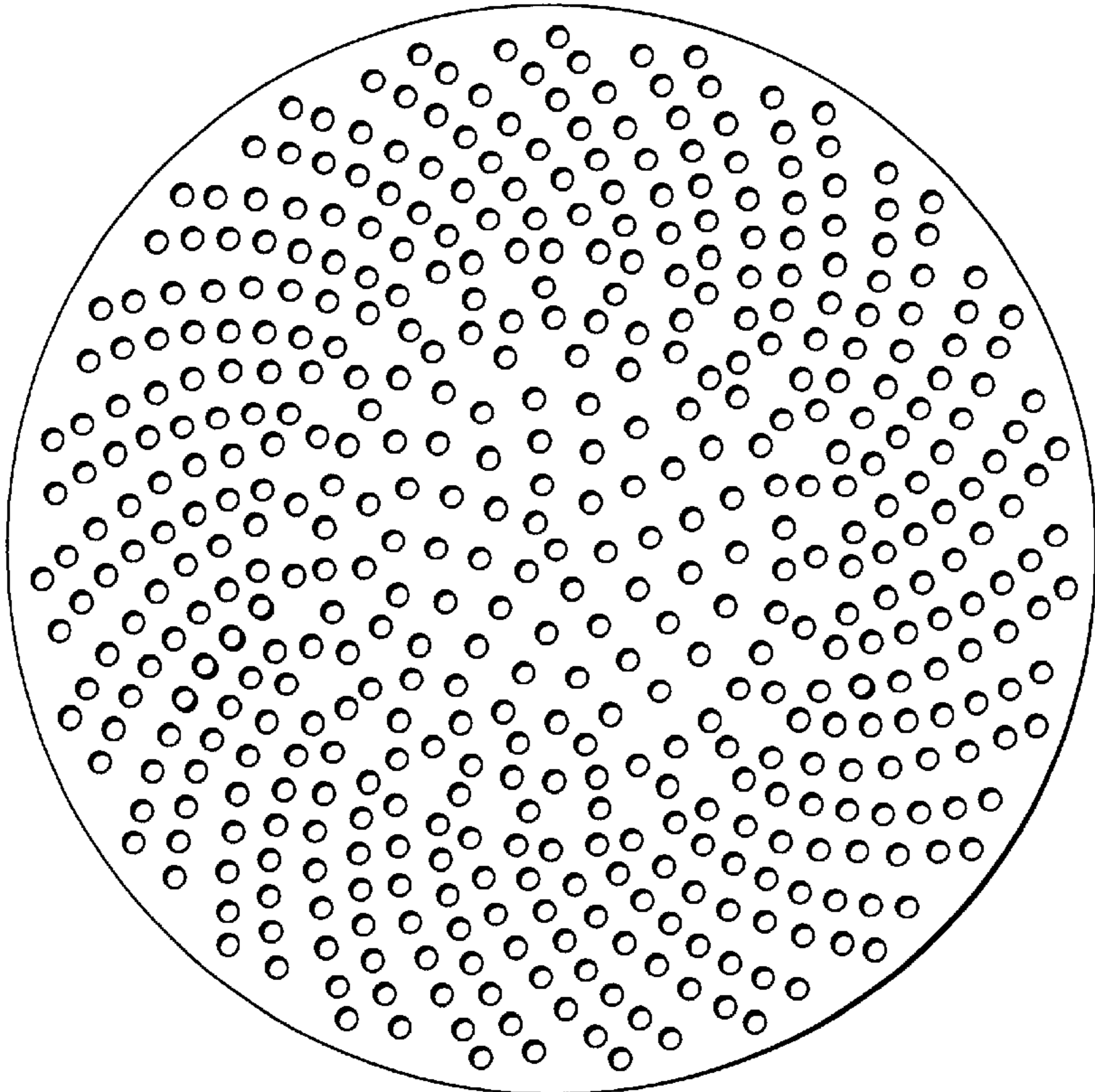
## OTHER PUBLICATIONS

U.S. Appl. No. 29/246,258, Shimizu et al., Filed Mar. 28, 2006.  
U.S. Appl. No. 29/246,259, Shimizu et al., Filed Mar. 28, 2006.  
U.S. Appl. No. 29/246,260, Shimizu et al., Filed Mar. 28, 2006.  
U.S. Appl. No. 29/246,261, Shimizu et al., Filed Mar. 28, 2006.  
U.S. Appl. No. 29/253,110, Braunschweig, Filed Feb. 1, 2006.  
U.S. Appl. No. 29/253,085, Braunschweig, Filed Feb. 1, 2006.  
U.S. Appl. No. 29/253,084, Braunschweig, Filed Feb. 1, 2006.

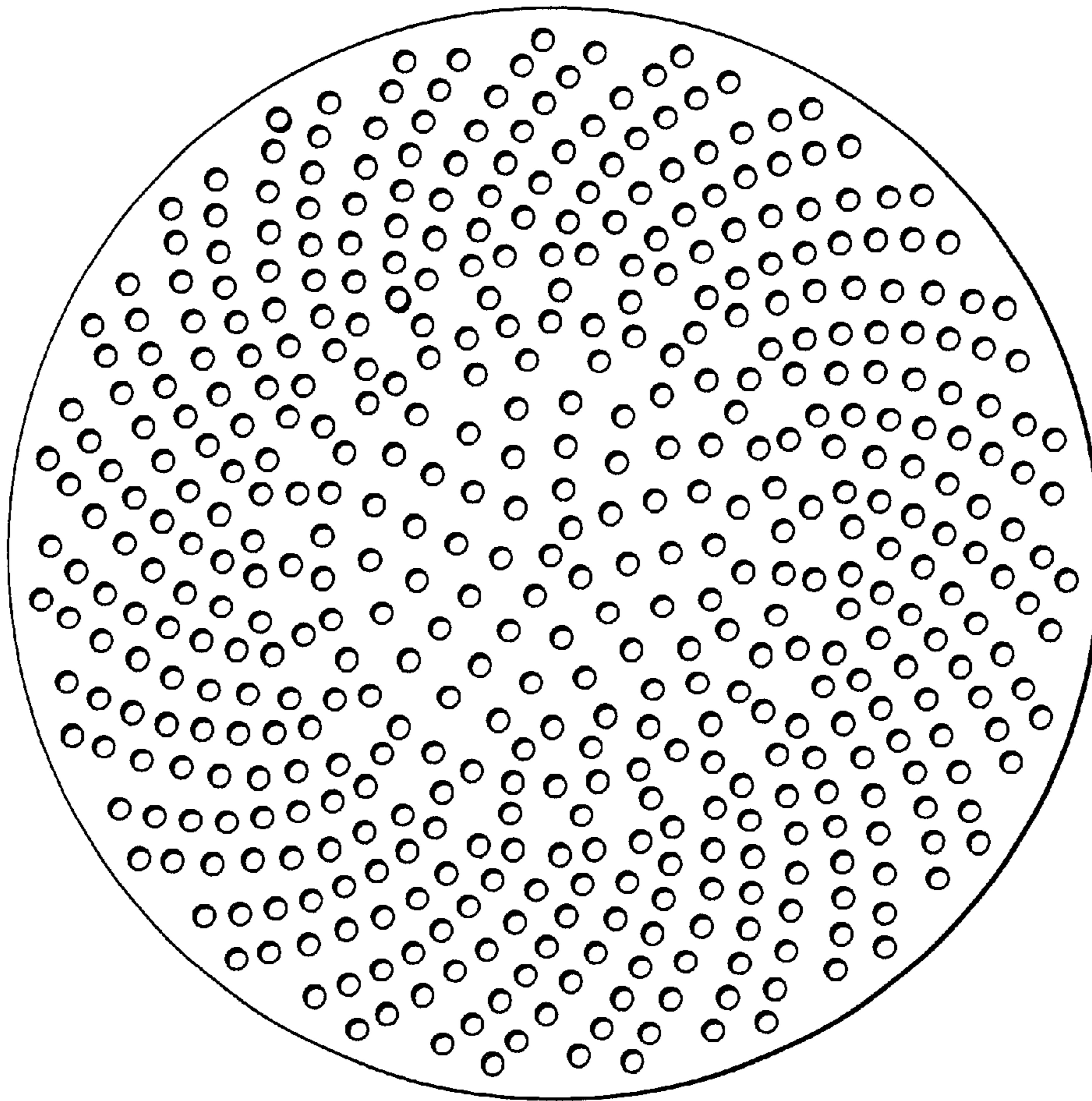
\* cited by examiner



*Fig. 1*



*Fig. 2*



*Fig. 3*

---

*Fig. 4*