

US00D543554S

(12) **United States Design Patent**
Dai

(10) **Patent No.:** **US D543,554 S**

(45) **Date of Patent:** **** May 29, 2007**

(54) **MP3 PLAYER**

(76) Inventor: **Zewu Dai**, Room 11E, Block 13, She Kou Garden City, Nanshan District, Shenzhen (CN)

(**) Term: **14 Years**

(21) Appl. No.: **29/246,741**

(22) Filed: **May 8, 2006**

(30) **Foreign Application Priority Data**

Apr. 14, 2006 (CN) 2006 3 0016191

(51) **LOC (8) Cl.** **14-03**

(52) **U.S. Cl.** **D14/496**

(58) **Field of Classification Search** D14/496, D14/401, 435, 474, 483, 217, 137, 138, 160, D14/168; 345/156, 169, 173-179, 905; 715/727-729, 715/864; 455/11.1, 7, 73, 344-347, 93, 95; 370/342-344; 369/1, 2, 6, 12; 463/43-47; 273/148 B

See application file for complete search history.

(56) **References Cited**

U.S. PATENT DOCUMENTS

6,122,526 A * 9/2000 Parulski et al. 455/556.1

6,591,085 B1 * 7/2003 Grady 455/42
D489,052 S * 4/2004 Shiraki et al. D14/156
D511,347 S * 11/2005 Naruki D14/496
D511,512 S * 11/2005 Yang D14/156
D513,011 S * 12/2005 Johnson D14/496
6,977,675 B2 * 12/2005 Kotzin 348/208.2
D521,023 S * 5/2006 Kim et al. D14/496
7,046,230 B2 * 5/2006 Zadesky et al. 345/156

* cited by examiner

Primary Examiner—Prabhakar Deshmukh

(57) **CLAIM**

The ornamental design for a MP3 player, as shown.

DESCRIPTION

FIG. 1 is a front elevational view of a MP3 player showing my new design;

FIG. 2 is a rear elevational view thereof;

FIG. 3 is a left side view thereof;


FIG. 4 is a right side view thereof;

FIG. 5 is a top plan view thereof;

FIG. 6 is a bottom plan view thereof; and,

FIG. 7 is a perspective view thereof.

1 Claim, 3 Drawing Sheets



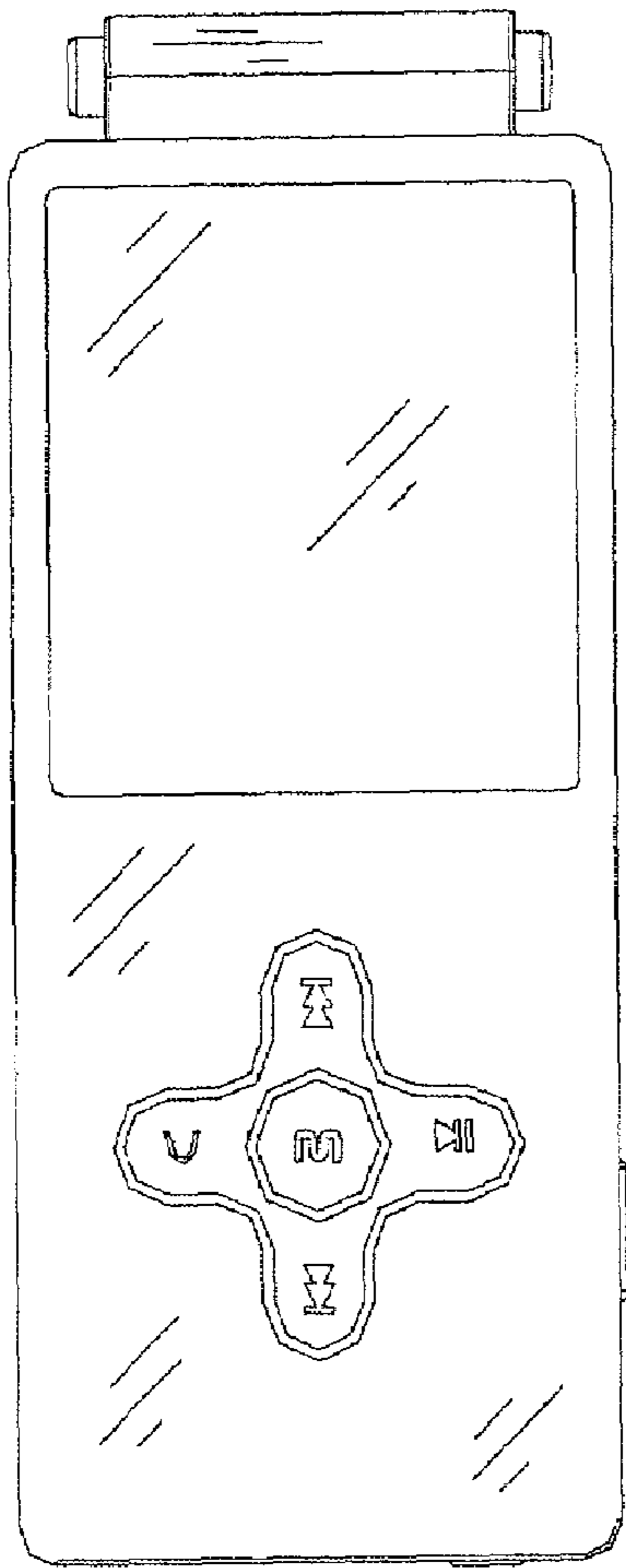


FIG. 1




FIG. 2



FIG. 3

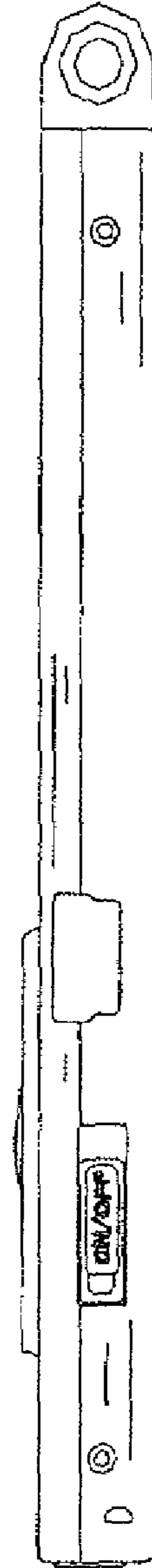


FIG. 4




FIG. 5




FIG. 6




FIG. 7