

US00D543553S

(12) **United States Design Patent**
Langberg et al.

(10) **Patent No.:** **US D543,553 S**

(45) **Date of Patent:** **** May 29, 2007**

(54) **PORTABLE AUDIO DEVICE**

(75) Inventors: **Eric Aaron Langberg**, Milford, PA (US); **Eran Schul**, Milford, PA (US); **Richard Messerle**, Port Jervis, NY (US)

(73) Assignee: **Altec Lansing, a division of Plantronics, Inc.**, Milford, PA (US)

(**) Term: **14 Years**

(21) Appl. No.: **29/226,939**

(22) Filed: **Apr. 5, 2005**

(51) **LOC (8) Cl.** **14-01**

(52) **U.S. Cl.** **D14/496**

(58) **Field of Classification Search** D14/156,
D14/160-165, 167-168, 192, 435, 445, 496;
386/54, 96; 360/99.02, 99.07; 369/75.11,
369/75.21, 77.21; 235/375; 361/728-730,
361/733, 735

See application file for complete search history.

(56) **References Cited**

U.S. PATENT DOCUMENTS

D427,176 S * 6/2000 Obata D14/167

D463,393 S * 9/2002 Kataoka D14/167
D473,204 S * 4/2003 Tanio D14/168
D473,535 S * 4/2003 Ishii D14/167
D483,281 S * 12/2003 Cobigo D14/496
D484,482 S * 12/2003 Tanio D14/167
D486,469 S * 2/2004 Morita D14/168
D487,470 S * 3/2004 Cobigo D14/496

* cited by examiner

Primary Examiner—Nanda Bondade

(74) *Attorney, Agent, or Firm*—Adam R. Laode; Richard E. Kurtz; Greenberg Traurig, LLP

(57) **CLAIM**

The ornamental design for a portable audio device, as shown and described.

DESCRIPTION

FIG. 1 is a front perspective view of a portable audio device showing our new design;

FIG. 2 is front elevational view thereof;

FIG. 3 is a rear elevational view thereof;

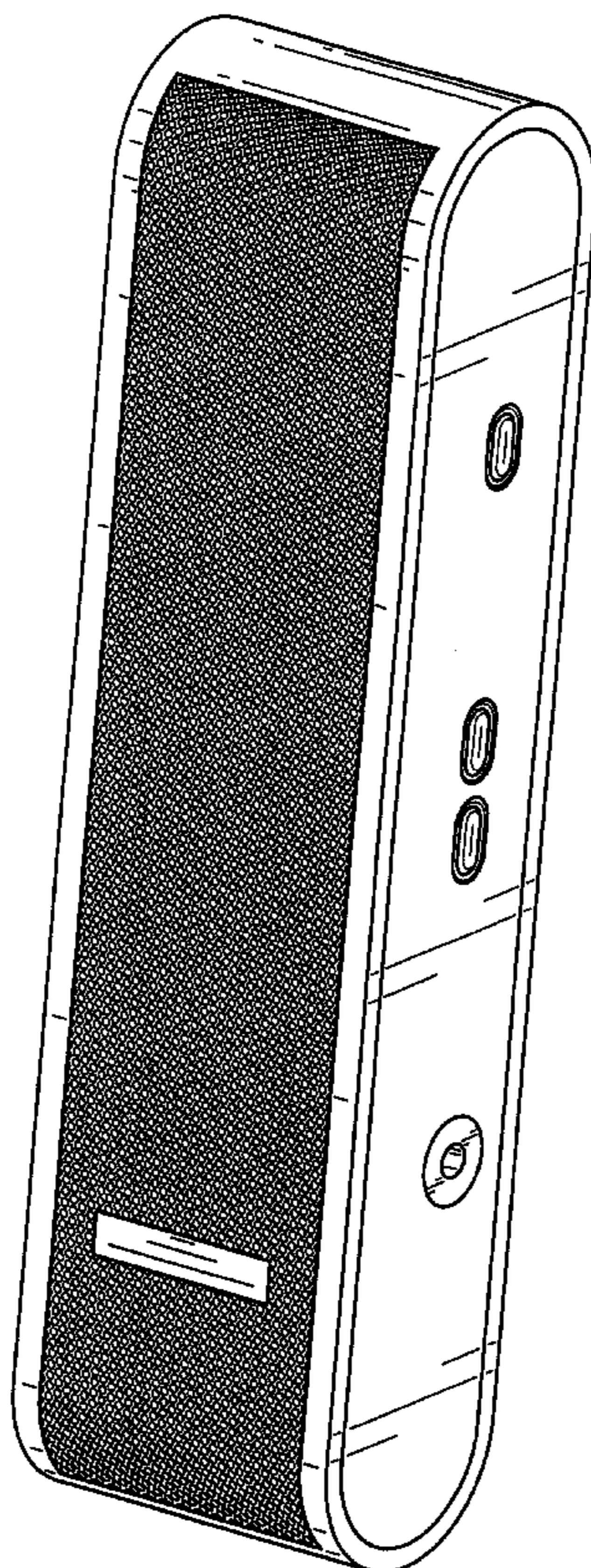
FIG. 4 is a right side elevational view thereof;

FIG. 5 is a left side elevational view thereof;

FIG. 6 is a top plan view thereof; and,

FIG. 7 is a bottom plan view thereof.

1 Claim, 6 Drawing Sheets



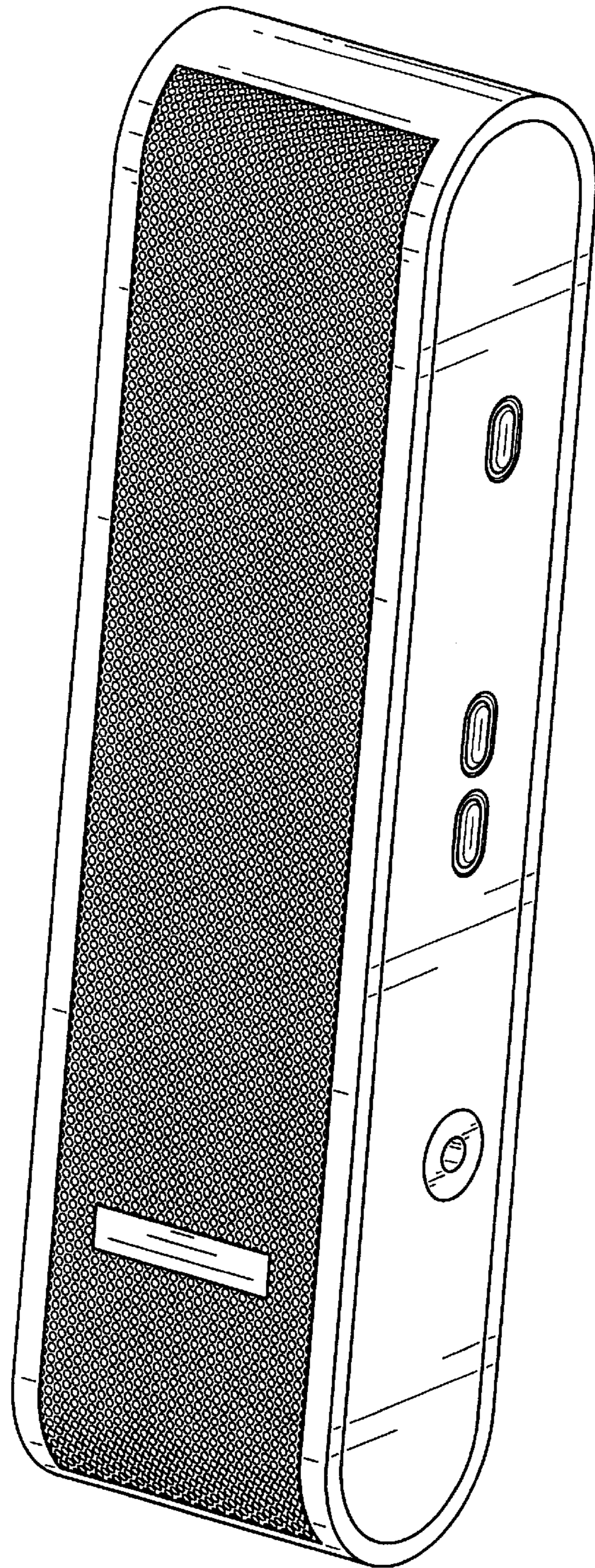


FIG. 1




FIG. 2




FIG. 3

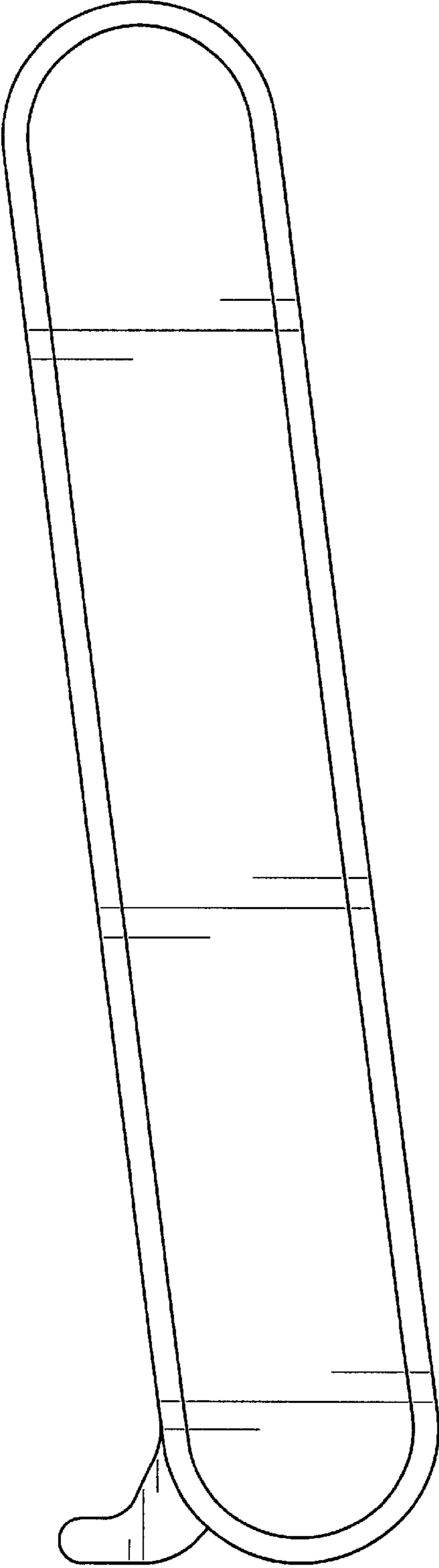


FIG. 4

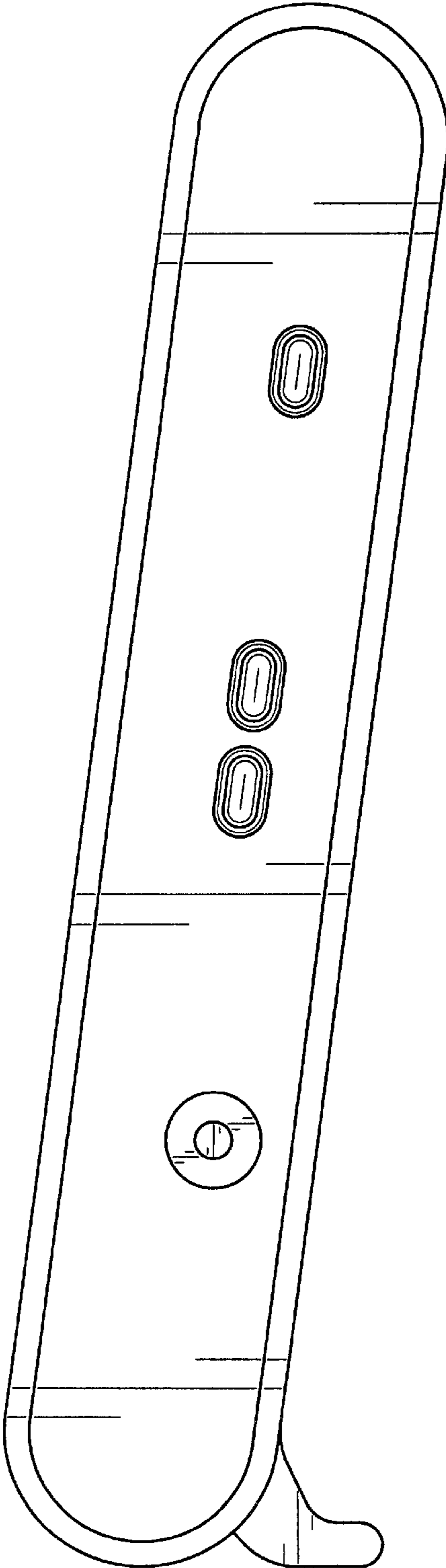


FIG. 5

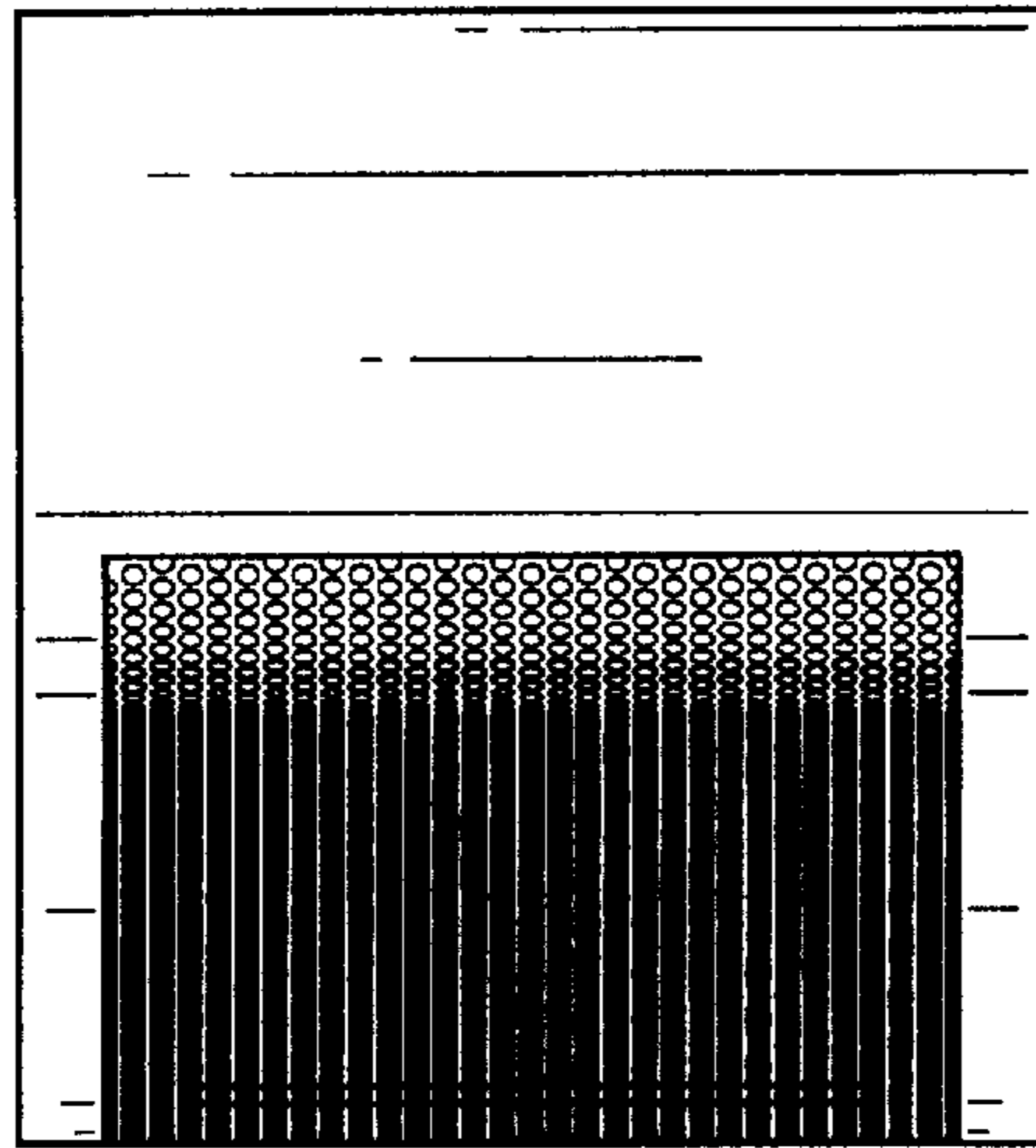


FIG. 6

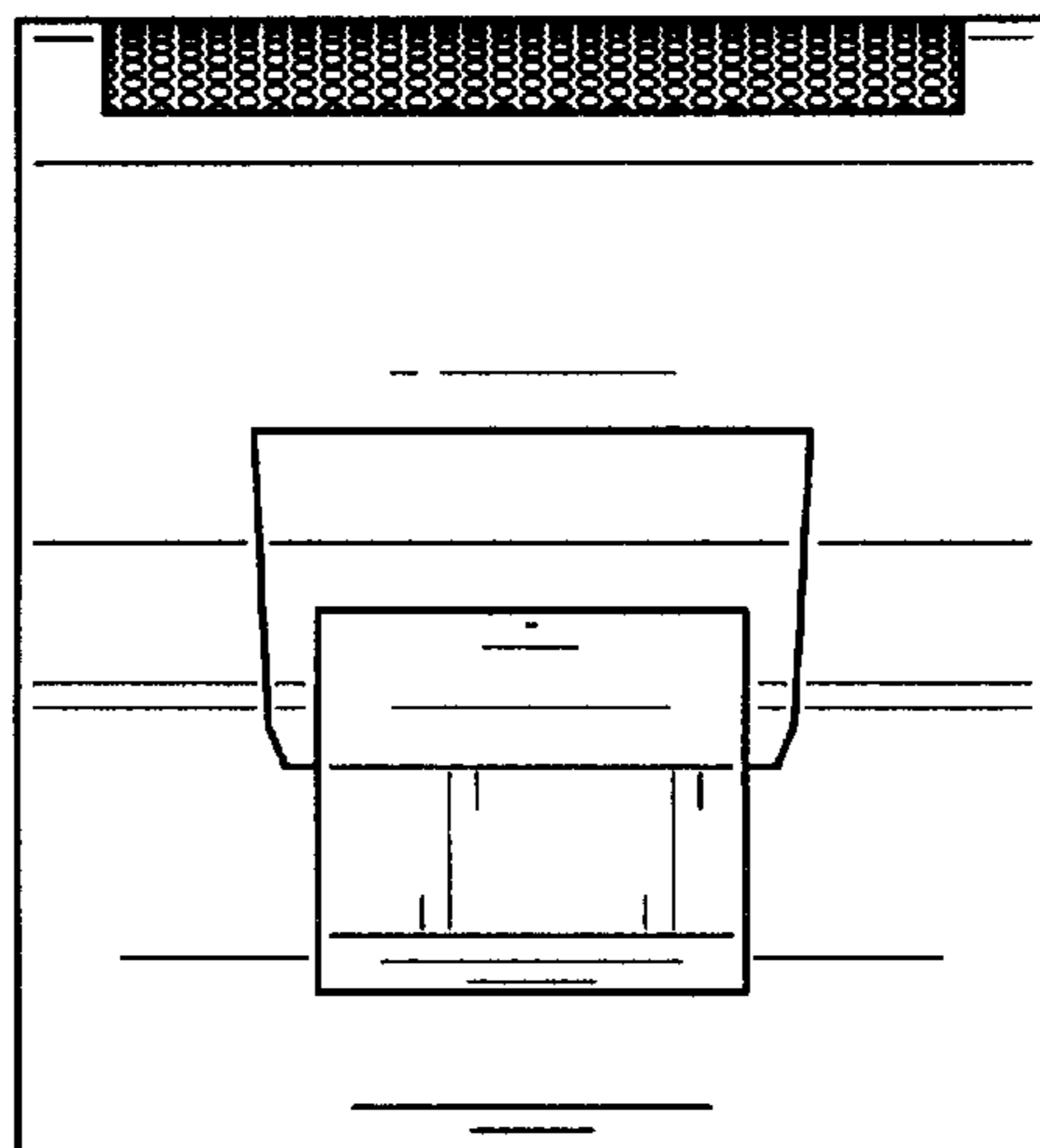


FIG. 7