



US00D543550S

(12) **United States Design Patent**
Raeber et al.

(10) **Patent No.:** **US D543,550 S**

(45) **Date of Patent:** **** May 29, 2007**

(54) **COMPUTER KEYBOARD**

(75) Inventors: **Guy Raeber**, Chardonne (CH); **Keith Tritschler**, Bray County Wicklow (IE); **Linus Chien**, Hsinchu County (TW); **Chih-wen Su**, Jhonghe (TW); **Nai Hsiang Mah**, Hsinchu (TW)

(73) Assignee: **Logitech Europe S.A.** (CH)

(**) Term: **14 Years**

(21) Appl. No.: **29/261,792**

(22) Filed: **Jun. 19, 2006**

(51) **LOC (8) Cl.** **14-02**

(52) **U.S. Cl.** **D14/455**

(58) **Field of Classification Search** D14/320,
D14/331, 333, 338, 388, 391-9, 432, 454-7;
D18/1, 2, 12.2, 52; 178/17 A, 17 C; 235/145 A,
235/145 R, 146; 341/22, 23; 345/156, 168-9;
400/485-9, 472, 496

See application file for complete search history.

(56) **References Cited**

U.S. PATENT DOCUMENTS

D362,432 S	9/1995	Paull et al.	
D381,016 S	7/1997	Paull et al.	
D383,741 S	* 9/1997	Terng	D14/392
D402,650 S	* 12/1998	Chen	D14/398
D407,699 S	* 4/1999	Fan	D14/398
D428,888 S	8/2000	Ledbetter et al.	
D434,766 S	* 12/2000	Takeda et al.	D14/392
D437,597 S	2/2001	Kaneko et al.	
D439,903 S	4/2001	Kaneko et al.	
D442,589 S	5/2001	Ledbetter et al.	
D442,590 S	5/2001	Ledbetter et al.	
D443,272 S	6/2001	Sheehan et al.	
D449,612 S	10/2001	Sheehan et al.	
D450,056 S	11/2001	Ledbetter et al.	
D451,516 S	12/2001	Hayes	
D451,517 S	12/2001	Hayes et al.	
D451,518 S	12/2001	Hayes et al.	
D451,926 S	12/2001	Hayes	

D452,502 S	12/2001	Summit et al.
D452,503 S	12/2001	Summit et al.
D458,258 S	6/2002	Hayes et al.
D458,259 S	6/2002	Tritschler et al.
D458,605 S	6/2002	Tritschler et al.
D458,606 S	6/2002	Tritschler et al.
D458,607 S	6/2002	Tritschler et al.
D467,589 S	12/2002	Jones et al.
D467,932 S	12/2002	Jones
D468,319 S	1/2003	Jones et al.
D468,320 S	1/2003	Jones et al.
D470,493 S	2/2003	Tritschler et al.
D470,854 S	2/2003	Jones et al.
D471,909 S	3/2003	Tritschler

(Continued)

OTHER PUBLICATIONS

Ruel's Review, AiTV Keyboard, Feb. 8, 2001, available at <http://web.archive.org/web/20010208071324/http://ruel.net/top/box.review.aitv.htm>.*

Primary Examiner—Alan P. Douglas

Assistant Examiner—Angela J. Lee

(74) *Attorney, Agent, or Firm*—Townsend and Townsend and Crew LLP

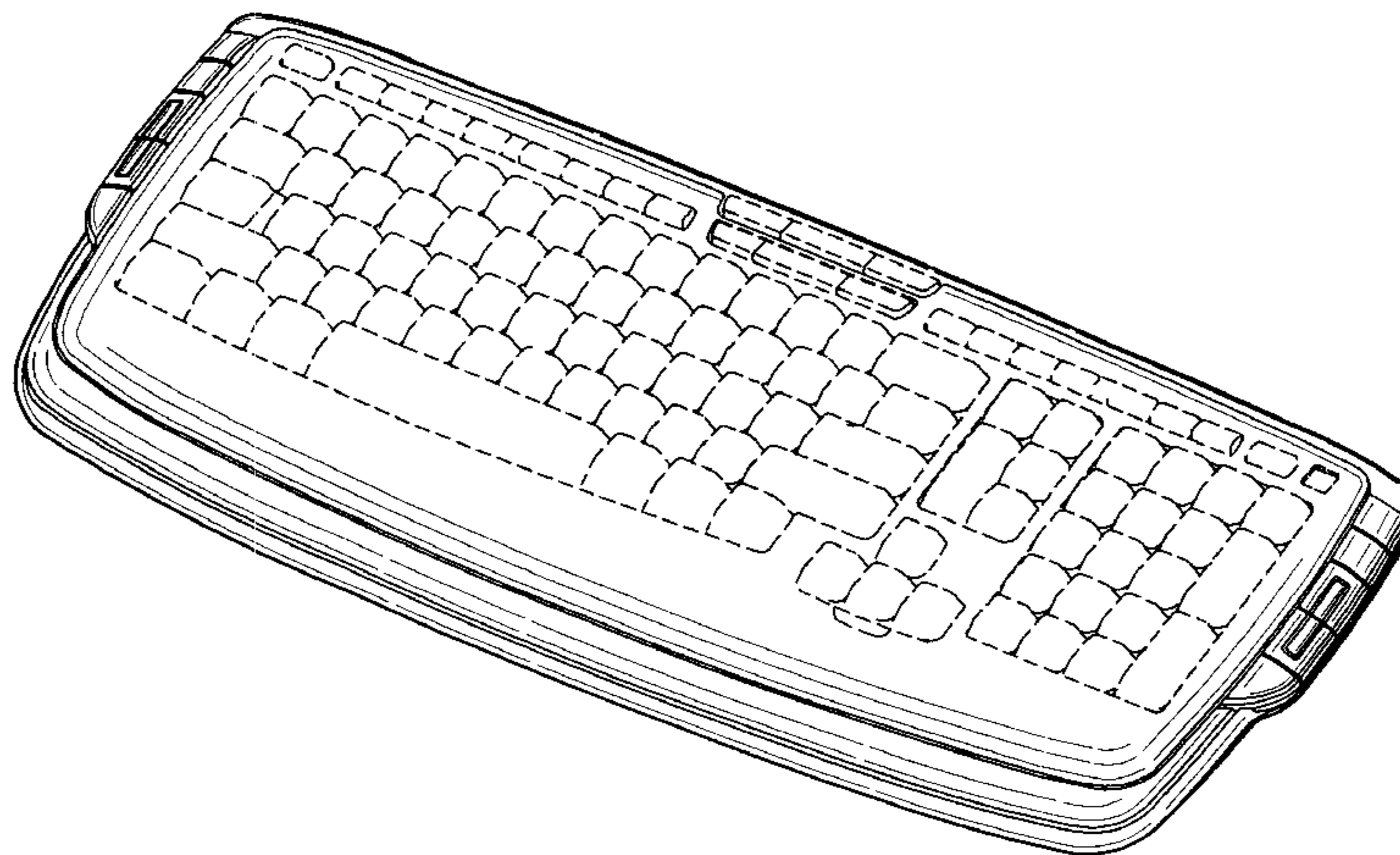
(57) **CLAIM**

The ornamental design for computer keyboard, as shown and described.

DESCRIPTION

FIG. 1 is a perspective view of a computer keyboard showing our new design; FIG. 2 is a left elevational view thereof; FIG. 3 is a right elevational view thereof; FIG. 4 is a top plan view thereof; FIG. 5 is a front elevational view thereof; FIG. 6 is a bottom plan view thereof; and, FIG. 7 is a rear elevational view thereof. Phantom lining, where utilized, is for illustrative purposes only, and is not intended to limit the claimed component design to the features shown in phantom.

1 Claim, 3 Drawing Sheets



US D543,550 S

Page 2

U.S. PATENT DOCUMENTS

D474,470 S *	5/2003	Wu et al.	D14/396	D491,182 S	6/2004	Sheehan et al.	
D475,709 S	6/2003	Tritschler et al.		D496,664 S	9/2004	Jones et al.	
D476,013 S	6/2003	Tabasso et al.		D497,913 S	11/2004	Jones et al.	
D476,657 S *	7/2003	Chou	D14/396	D502,706 S	3/2005	Skeehan et al.	
6,624,805 B2 *	9/2003	Liu et al.	345/160	D503,714 S	4/2005	Tritschler et al.	
D483,769 S	12/2003	Stewart et al.		D503,936 S	4/2005	Tritschler et al.	
D483,770 S	12/2003	Lum et al.		D508,246 S *	8/2005	Ohta	D14/398
D484,887 S	1/2004	Stewart et al.		D523,433 S *	6/2006	O'Neil et al.	D14/396
6,682,235 B2 *	1/2004	Monney et al.	400/472	2003/0210232 A1 *	11/2003	Chen	345/168
D490,430 S *	5/2004	Tsai	D14/396	2006/0017696 A1 *	1/2006	Lane	345/168

* cited by examiner

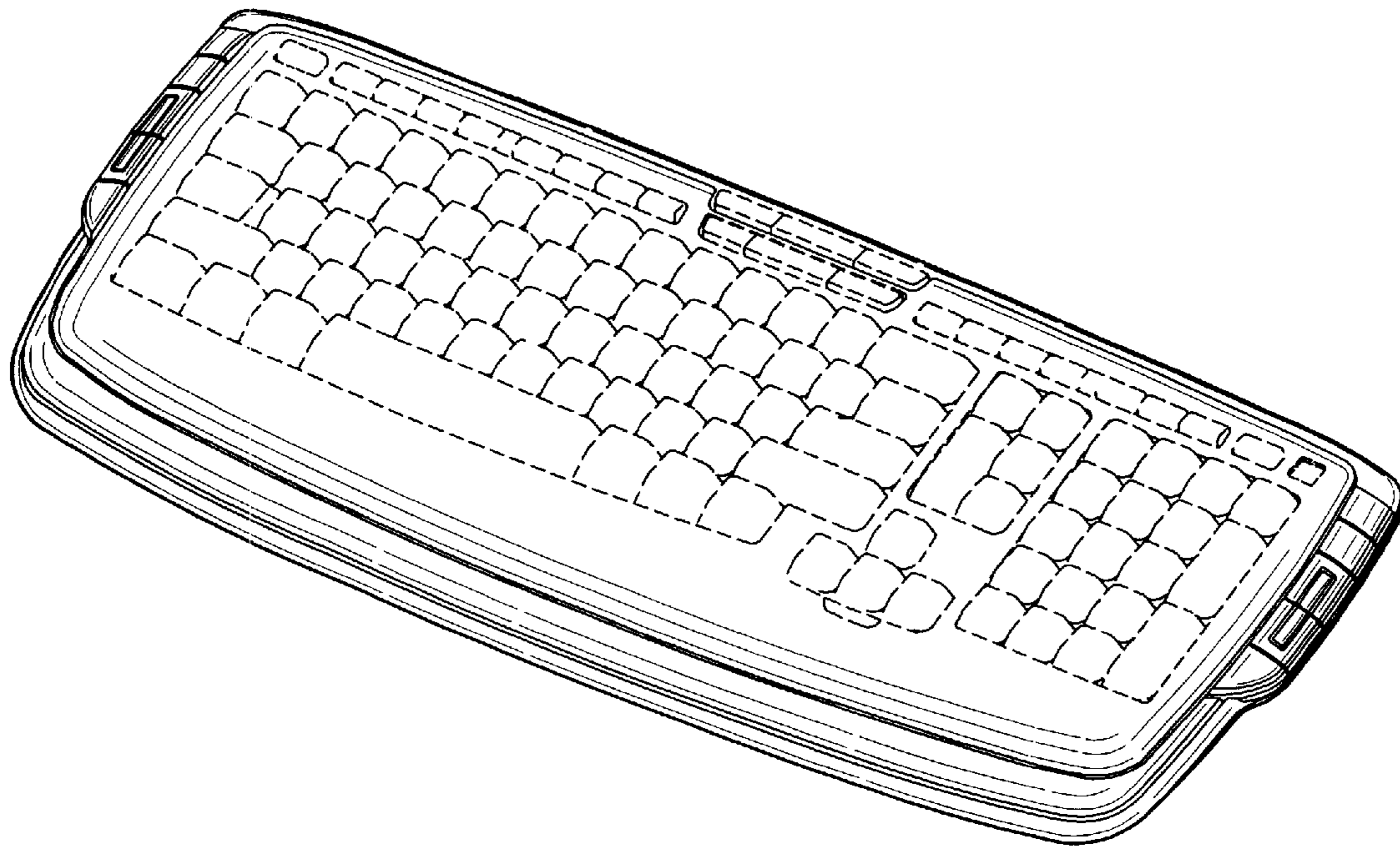


FIG. 1



FIG. 2



FIG. 3

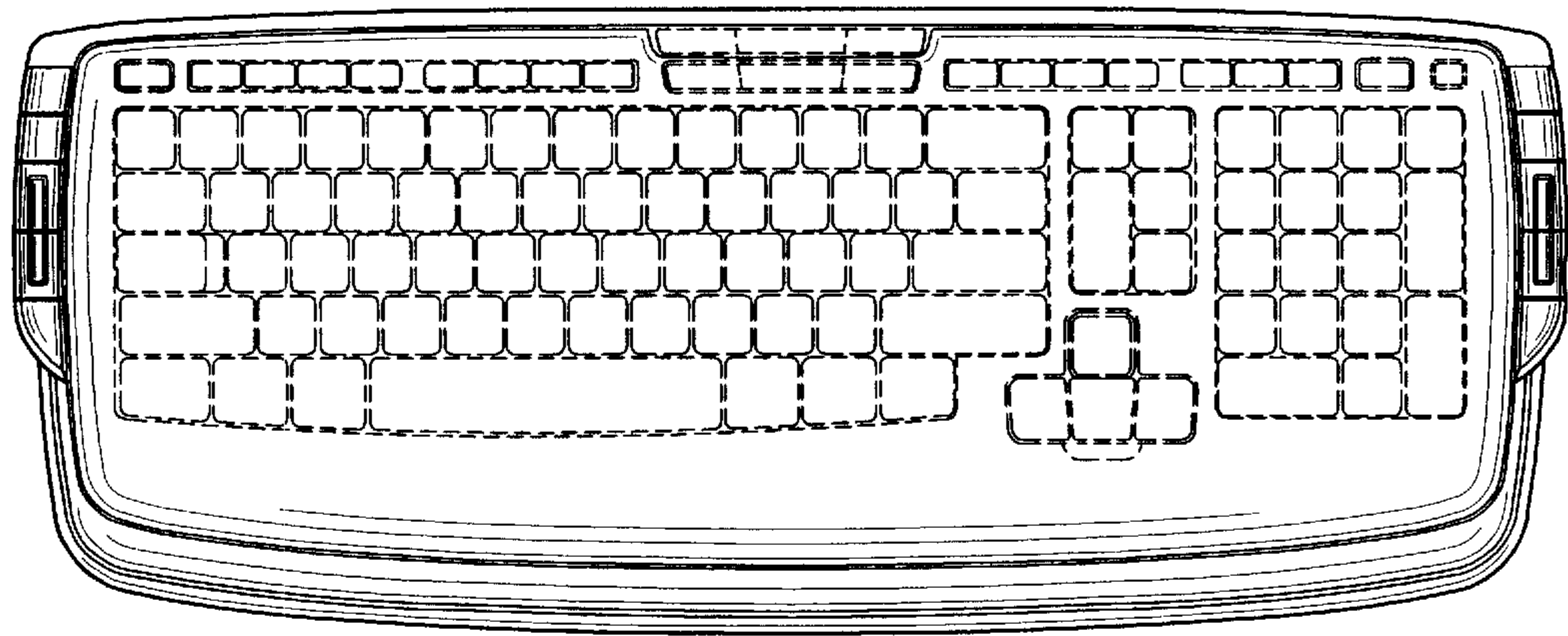


FIG. 4




FIG. 5




FIG. 6




FIG. 7