



US00D543549S

(12) **United States Design Patent** (10) **Patent No.:** **US D543,549 S**
Monney et al. (45) **Date of Patent:** **** May 29, 2007**

(54) **COMPUTER KEYBOARD**
(75) Inventors: **Patrick Monney**, Mex (CH); **Laurence Massey**, Dublin (IE); **Alexis Richard**, Cully (CH); **Alain Tabasso**, Essertines (CH); **Wim Vanheertum**, Divonne les Baines (FR)

(73) Assignee: **Logitech Europe S.A.** (CH)

(**) Term: **14 Years**

(21) Appl. No.: **29/261,788**

(22) Filed: **Jun. 19, 2006**

(51) **LOC (8) Cl.** **14-02**

(52) **U.S. Cl.** **D14/455**

(58) **Field of Classification Search** D14/320, D14/331, 333, 338, 388, 391-9, 432, 454-7; D18/1, 2, 12.2, 52; 178/17 A, 17 C; 235/145 A, 235/145 R, 146; 341/22, 23; 345/156, 168-9; 400/485-9, 472, 496

See application file for complete search history.

(56) **References Cited**

U.S. PATENT DOCUMENTS

- D291,995 S * 9/1987 Duffin, II D14/455
- D362,432 S 9/1995 Paull et al.
- D381,016 S 7/1997 Paull et al.
- D428,888 S 8/2000 Ledbetter et al.
- D437,597 S 2/2001 Kaneko et al.
- D439,903 S 4/2001 Kaneko et al.
- D442,589 S 5/2001 Ledbetter et al.
- D442,590 S 5/2001 Ledbetter et al.
- D443,272 S 6/2001 Sheehan et al.
- D449,612 S 10/2001 Sheehan et al.
- D450,056 S 11/2001 Ledbetter et al.
- D451,516 S 12/2001 Hayes
- D451,517 S 12/2001 Hayes et al.
- D451,518 S 12/2001 Hayes et al.
- D451,926 S 12/2001 Hayes
- D452,502 S 12/2001 Summit et al.
- D452,503 S 12/2001 Summit et al.
- D455,428 S * 4/2002 Andres et al. D14/396

- D458,258 S 6/2002 Hayes et al.
- D458,259 S 6/2002 Tritschler et al.
- D458,605 S 6/2002 Tritschler et al.
- D458,606 S 6/2002 Tritschler et al.
- D458,607 S 6/2002 Tritschler et al.
- D464,051 S * 10/2002 Wu D14/392
- D467,589 S 12/2002 Jones et al.
- D467,932 S 12/2002 Jones
- D468,319 S 1/2003 Jones et al.
- D468,320 S 1/2003 Jones et al.
- D470,493 S 2/2003 Tritschler et al.
- D470,854 S 2/2003 Jones et al.
- D471,909 S 3/2003 Tritschler
- D474,470 S * 5/2003 Wu et al. D14/396
- D475,709 S 6/2003 Tritschler et al.

(Continued)

FOREIGN PATENT DOCUMENTS

GB 3012114 * 4/2003

Primary Examiner—Alan P. Douglas

Assistant Examiner—Angela J. Lee

(74) *Attorney, Agent, or Firm*—Townsend and Townsend and Crew LLP

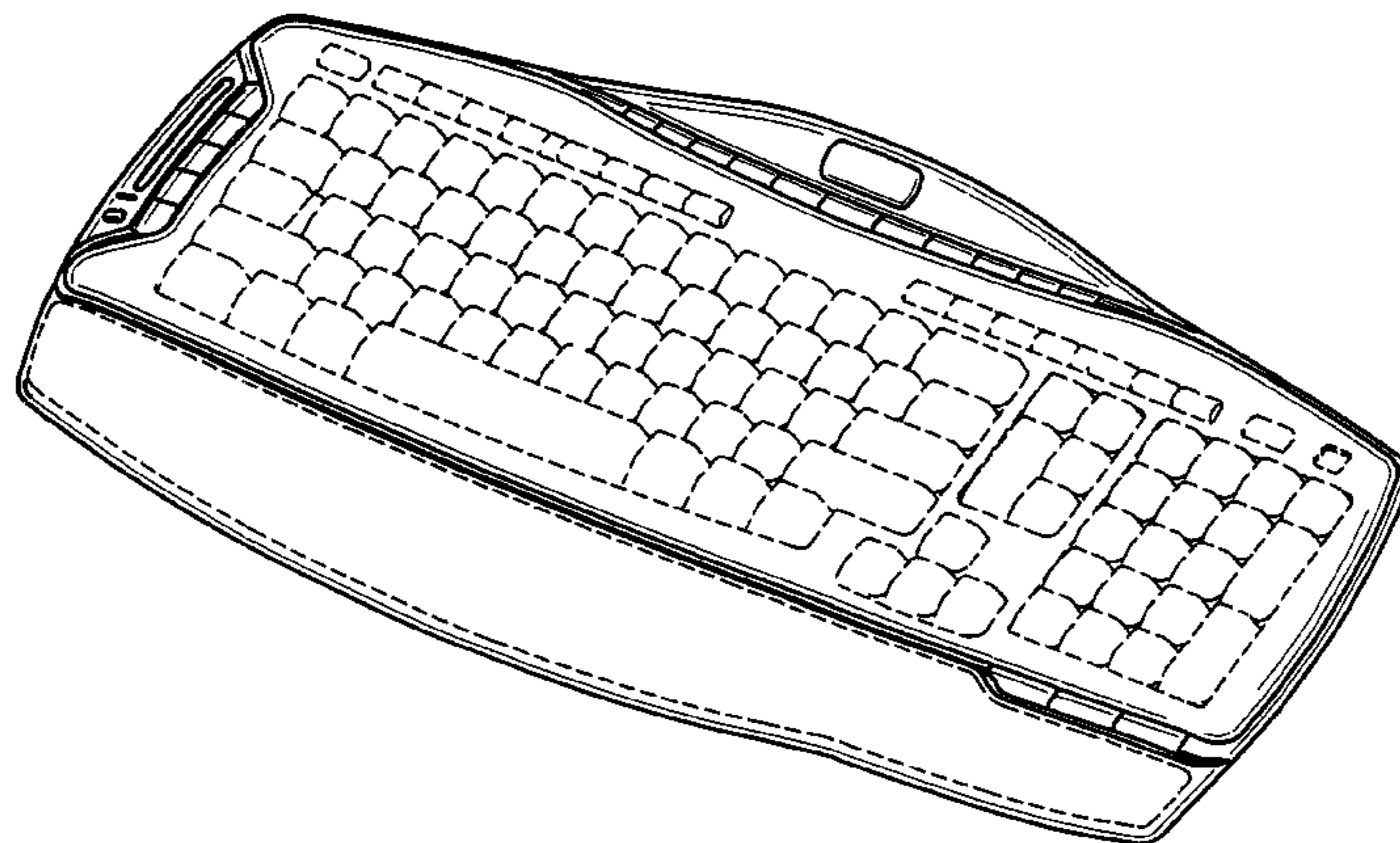
(57) **CLAIM**

The ornamental design for computer keyboard, as shown and described.

DESCRIPTION

FIG. 1 is a perspective view of a computer keyboard showing our new design; FIG. 2 is a right elevational view thereof; FIG. 3 is a left elevational view thereof; FIG. 4 is a top plan view thereof; FIG. 5 is a front elevational view thereof; FIG. 6 is a bottom plan view thereof; and, FIG. 7 is a rear elevational view thereof. Phantom lining, where utilized, is for illustrative purposes only, and is not intended to limit the claimed component design to the features shown in phantom.

1 Claim, 3 Drawing Sheets



US D543,549 S

Page 2

U.S. PATENT DOCUMENTS

D476,013 S	6/2003	Tabasso et al.	
D476,657 S *	7/2003	Chou	D14/396
D483,769 S	12/2003	Stewart et al.	
D483,770 S	12/2003	Lum et al.	
D484,887 S	1/2004	Stewart et al.	
6,682,235 B2 *	1/2004	Monney et al.	400/472
D491,182 S	6/2004	Sheehan et al.	
D496,664 S	9/2004	Jones et al.	
D497,913 S	11/2004	Jones et al.	
D501,478 S *	2/2005	Tzeng et al.	D14/396
D502,706 S	3/2005	Sheehan et al.	
D503,714 S	4/2005	Tritschler et al.	
D503,936 S	4/2005	Tritschler et al.	
D508,246 S *	8/2005	Ohta	D14/398
D510,580 S *	10/2005	Li et al.	D14/455
D511,516 S *	11/2005	Ohta	D14/398
D523,433 S *	6/2006	O'Neil et al.	D14/396
2005/0248546 A1 *	11/2005	Kong	345/173
2006/0017696 A1 *	1/2006	Lane	345/168

* cited by examiner

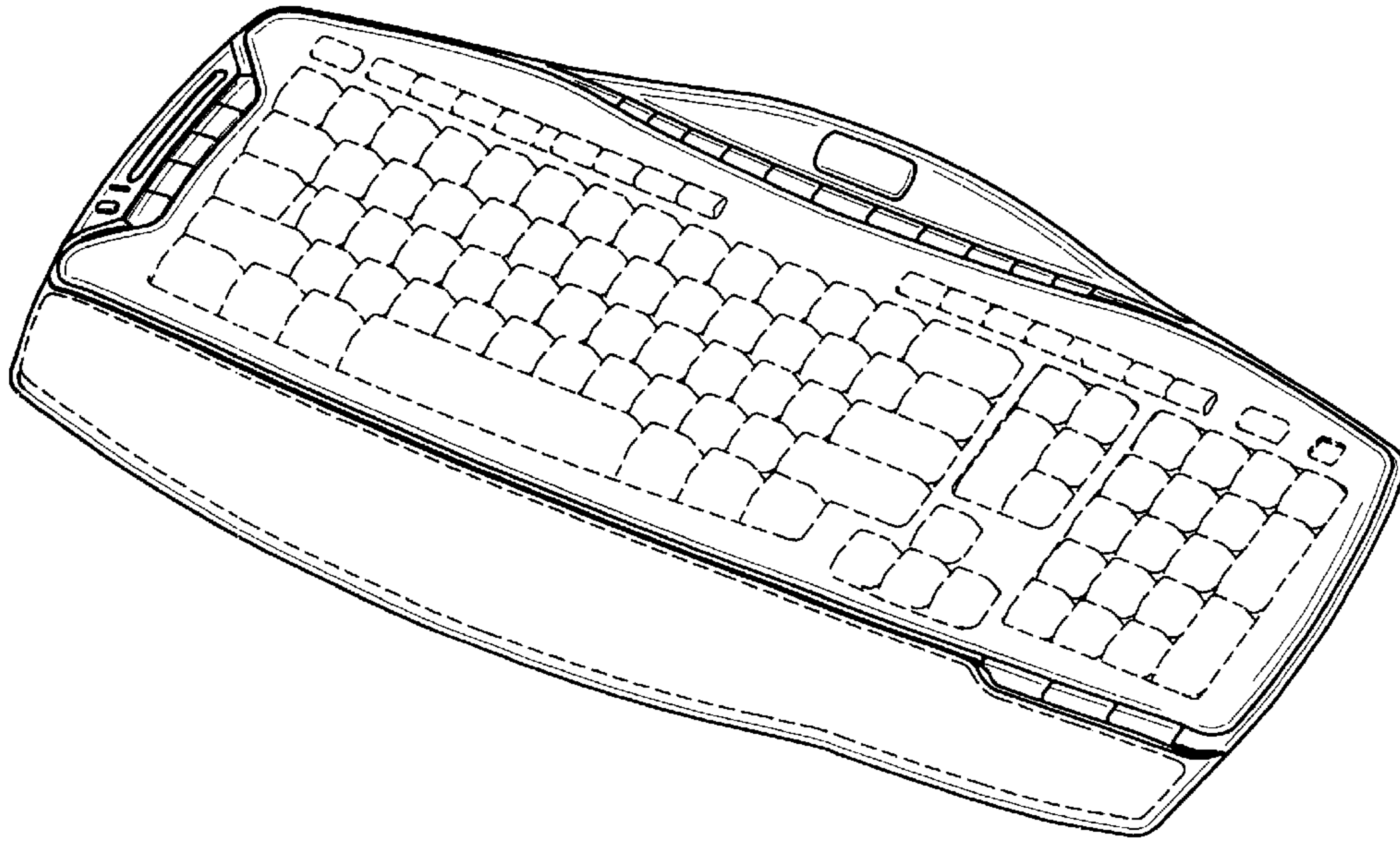


FIG. 1




FIG. 2




FIG. 3

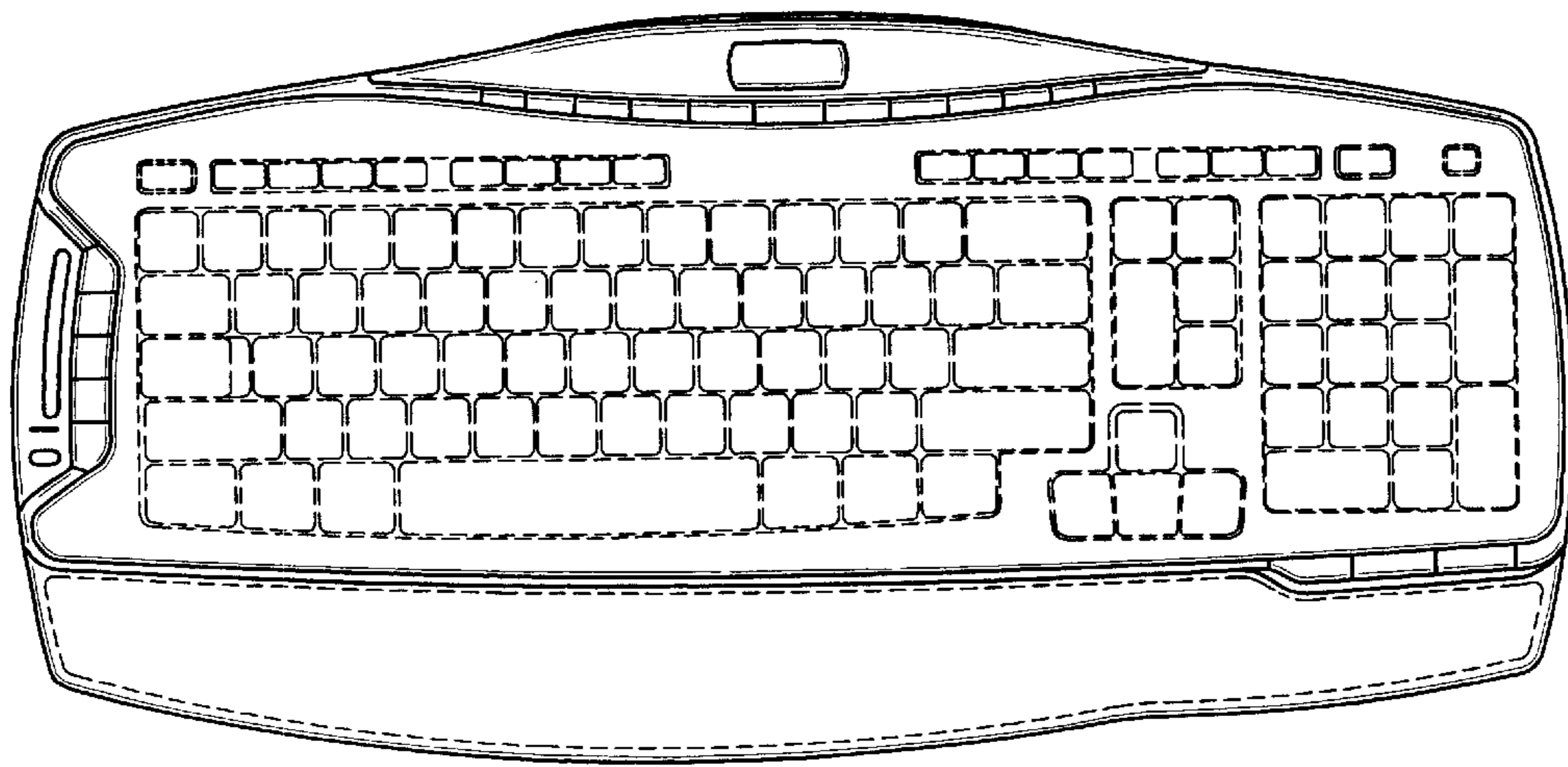


FIG. 4




FIG. 5

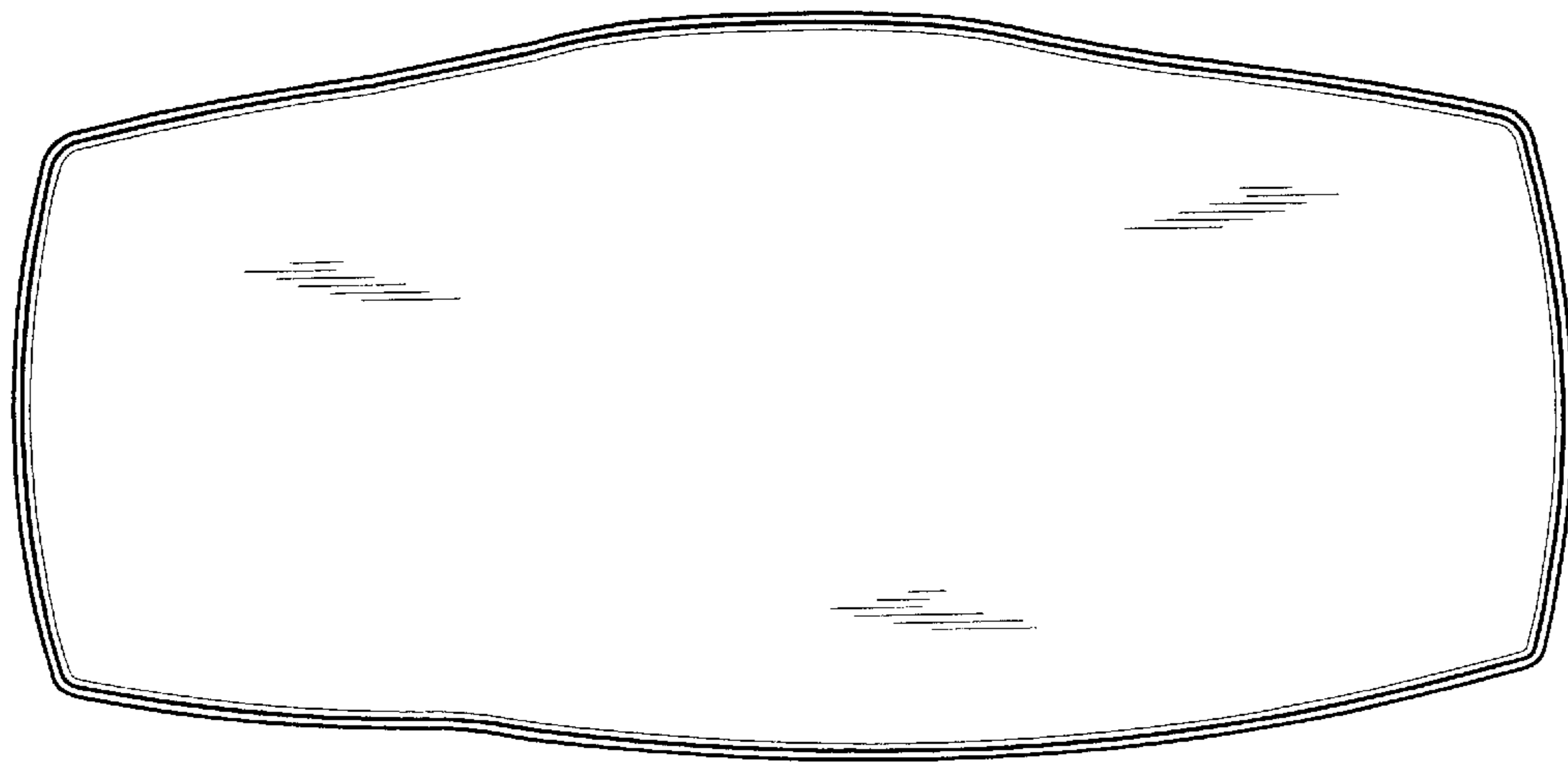


FIG. 6




FIG. 7