



US00D543544S

(12) **United States Design Patent**
Cheng

(10) **Patent No.:** **US D543,544 S**

(45) **Date of Patent:** **** May 29, 2007**

(54) **KEYBOARD**

(75) **Inventor:** **Steve Cheng**, Tao Yuan Shien (TW)

(73) **Assignee:** **Quanta Computer Inc.**, Taoyuan Hsien (TW)

(**) **Term:** **14 Years**

(21) **Appl. No.:** **29/232,522**

(22) **Filed:** **Jun. 21, 2005**

(30) **Foreign Application Priority Data**

Feb. 4, 2005 (TW) 94300730

(51) **LOC (8) Cl.** **14-02**

(52) **U.S. Cl.** **D14/392**

(58) **Field of Classification Search** D14/391-399;
D18/1, 2, 7, 11; 235/145 A, 145 R; 200/5 A,
200/5 R, 6 A, 6 R; 341/20-23; 345/160,
345/168; 400/484-489, 492

See application file for complete search history.

(56) **References Cited**

U.S. PATENT DOCUMENTS

D335,660 S * 5/1993 Busch D14/392

D428,010 S * 7/2000 Jones D14/396

D502,943 S * 3/2005 Ma et al. D14/318
D503,711 S * 4/2005 Fukami et al. D14/396
2003/0016209 A1 * 1/2003 Narusawa et al. 345/168
2004/0257247 A1 * 12/2004 Lin et al. 341/22

FOREIGN PATENT DOCUMENTS

JP 981452 * 5/1997

* cited by examiner

Primary Examiner—Freda S. Nunn

(74) *Attorney, Agent, or Firm*—Thomas, Kayden,
Horstemeyer & Risley

(57) **CLAIM**

The ornamental design for a keyboard, as shown and described.

DESCRIPTION

FIG. 1 is a front, side perspective view of a keyboard showing my new design;

FIG. 2 is a front elevational view thereof;

FIG. 3 is a rear elevational view thereof;

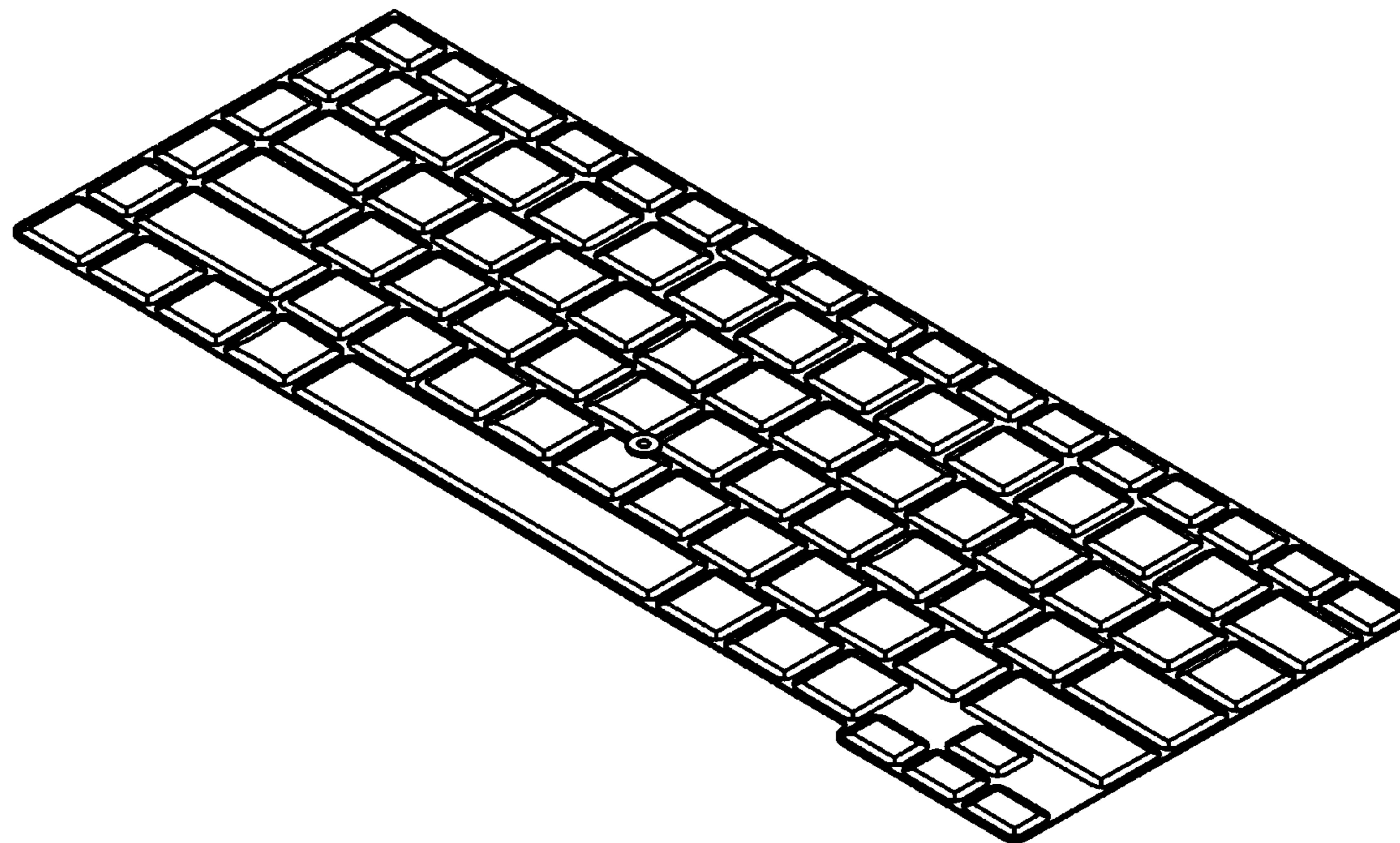
FIG. 4 is a left side elevational view thereof;

FIG. 5 is a right side elevational view thereof;

FIG. 6 is a top plan view thereof; and,

FIG. 7 is a bottom plan view thereof.

1 Claim, 4 Drawing Sheets



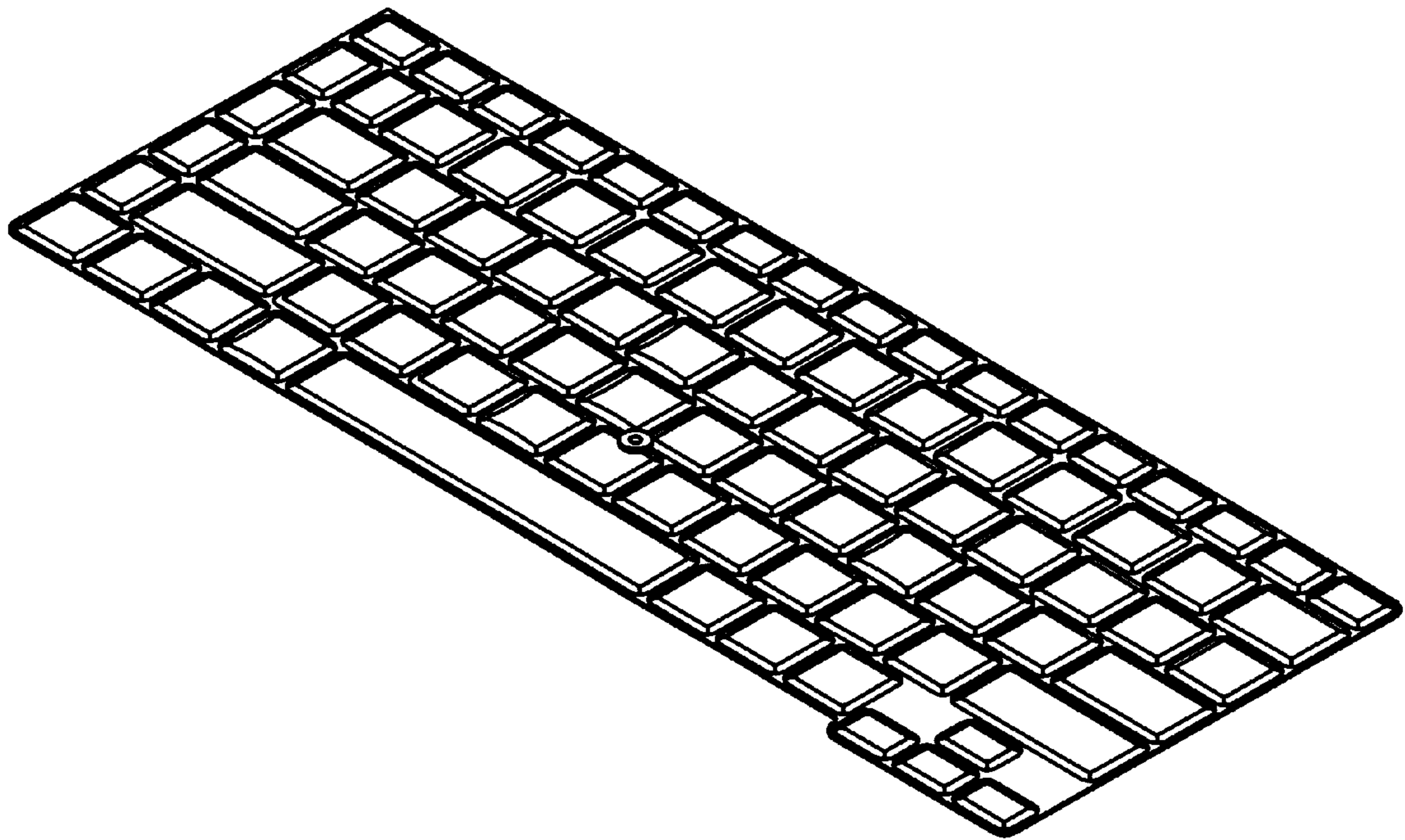


FIG. 1



FIG. 4



FIG. 5

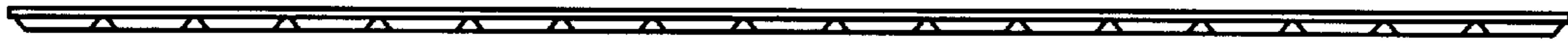


FIG. 6



FIG. 7