

US00D543541S

(12) **United States Design Patent**  
**Chung et al.**

(10) **Patent No.:** **US D543,541 S**  
(45) **Date of Patent:** **\*\* May 29, 2007**

(54) **COVER FOR CELLULAR PHONE**  
(75) Inventors: **Sung-Mo Chung**, Seoul (KR);  
**Jong-Seong Lee**, Seoul (KR);  
**Chang-Hwan Hwang**, Goyang-si (KR)

(73) Assignee: **Samsung Electronics Co., Ltd.** (KR)  
(\*\*) Term: **14 Years**

(21) Appl. No.: **29/221,302**  
(22) Filed: **Jan. 13, 2005**

(30) **Foreign Application Priority Data**

Nov. 16, 2004 (KR) ..... 30-2004-0034959

(51) **LOC (8) Cl.** ..... **14-03**  
(52) **U.S. Cl.** ..... **D14/250**  
(58) **Field of Classification Search** ..... D14/240,  
D14/250-253; D3/201, 218; 379/433.01,  
379/446, 455; 455/575.1, 575.8; 206/701;  
248/309.1, 311.2

See application file for complete search history.

(56) **References Cited**

**U.S. PATENT DOCUMENTS**

D346,275 S \* 4/1994 Hayasaka et al. .... D3/218  
D366,957 S \* 2/1996 Scheid et al. .... D3/218  
D425,907 S \* 5/2000 Frye et al. .... D14/248  
D462,514 S \* 9/2002 Rivera et al. .... D3/228  
6,616,111 B1 \* 9/2003 White ..... 248/309.1  
D484,874 S \* 1/2004 Chang et al. .... D14/250  
D529,887 S \* 10/2006 Chung et al. .... D14/138  
D530,713 S \* 10/2006 Richter ..... D14/253  
2002/0197965 A1 \* 12/2002 Peng ..... 455/90

2003/0103624 A1 \* 6/2003 Hu ..... 379/455

**FOREIGN PATENT DOCUMENTS**

WO DM/061671 \* 10/2002

**OTHER PUBLICATIONS**

“Holster for iPod”, 1 p including photo, [online],  
<URL:http://www.cellphoneshop.net/holsterforipod.html>,  
site visited Oct. 25, 2006.\*

\* cited by examiner

*Primary Examiner*—Ian Simmons

*Assistant Examiner*—Carla Jobe Wright

(74) *Attorney, Agent, or Firm*—Cantor Colburn, LLP

(57) **CLAIM**

We claim, the ornamental design for a cover for cellular phone, as shown and described.

**DESCRIPTION**

FIG. 1 is a top and front perspective view of a cover for cellular phone, showing our new design;  
FIG. 2 is a front elevational view thereof;  
FIG. 3 is a rear elevational view thereof;  
FIG. 4 is a left side elevational view thereof, the right side is a mirror image of the left side;  
FIG. 5 is a top elevational view thereof;  
FIG. 6 is a bottom elevational view thereof; and,  
FIG. 7 is a front perspective view thereof.  
The broken line showing of an exemplary cell phone in FIG. 7 is included for illustrative purposes only and forms no part of the claimed design.

**1 Claim, 4 Drawing Sheets**

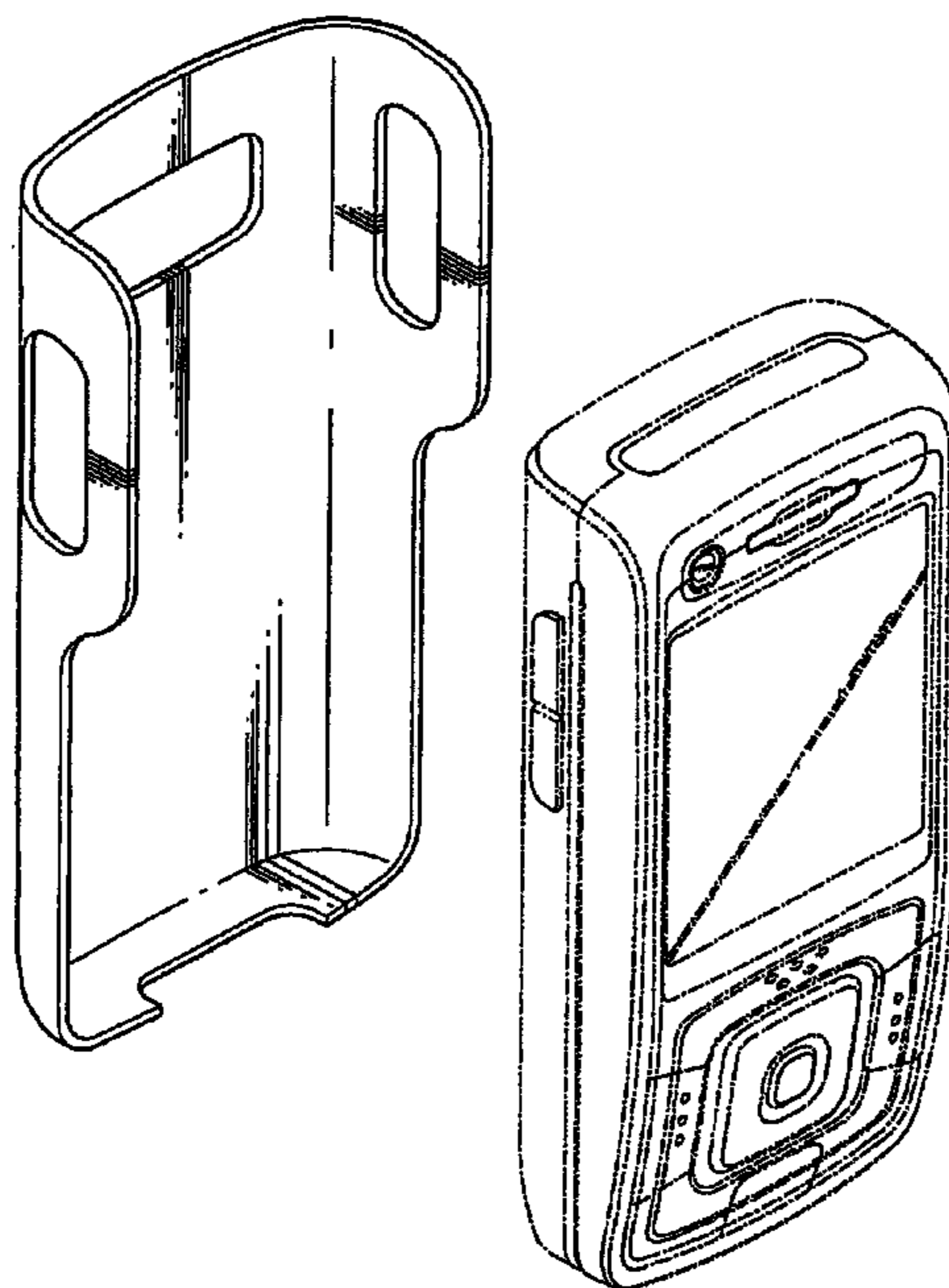


FIG. 1

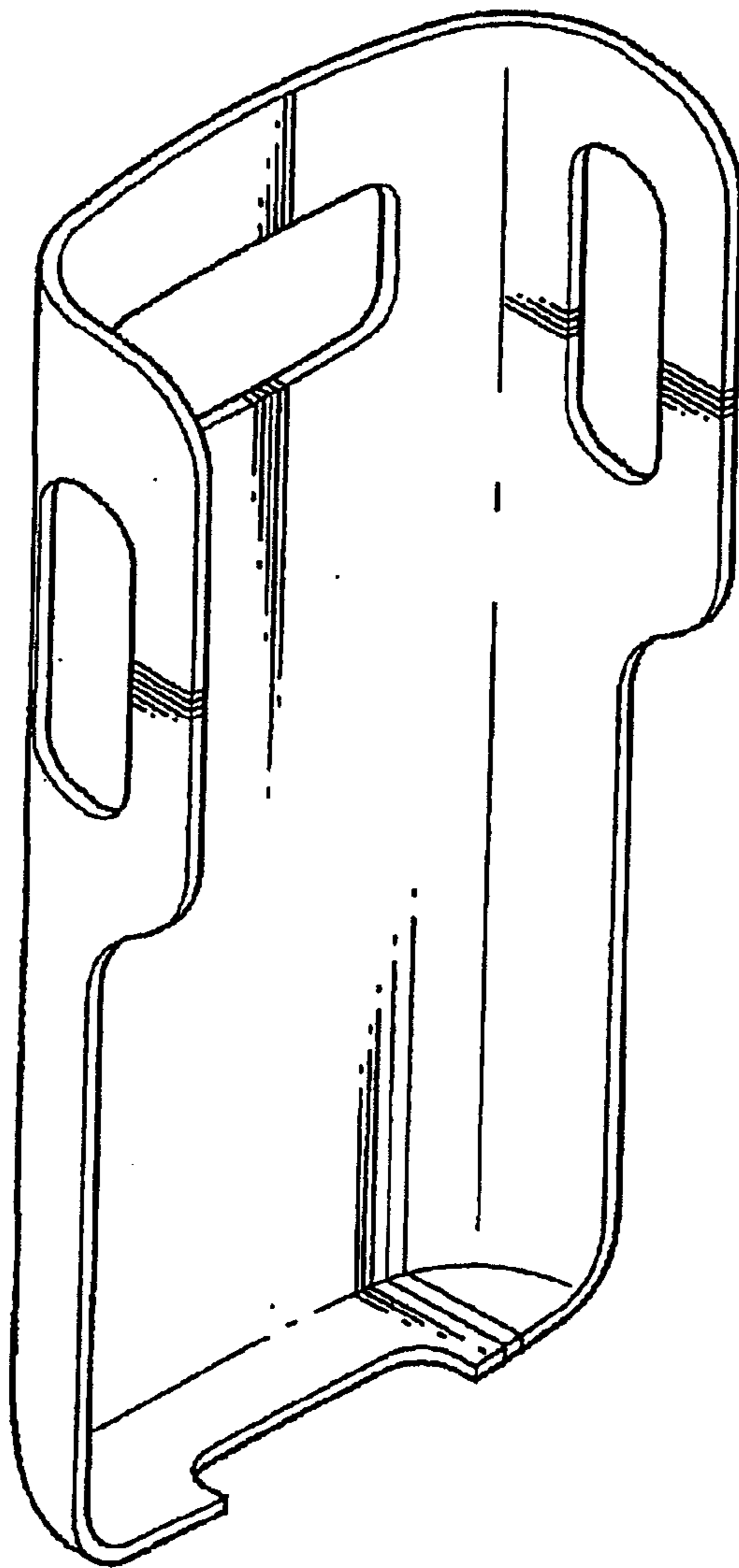


FIG. 2

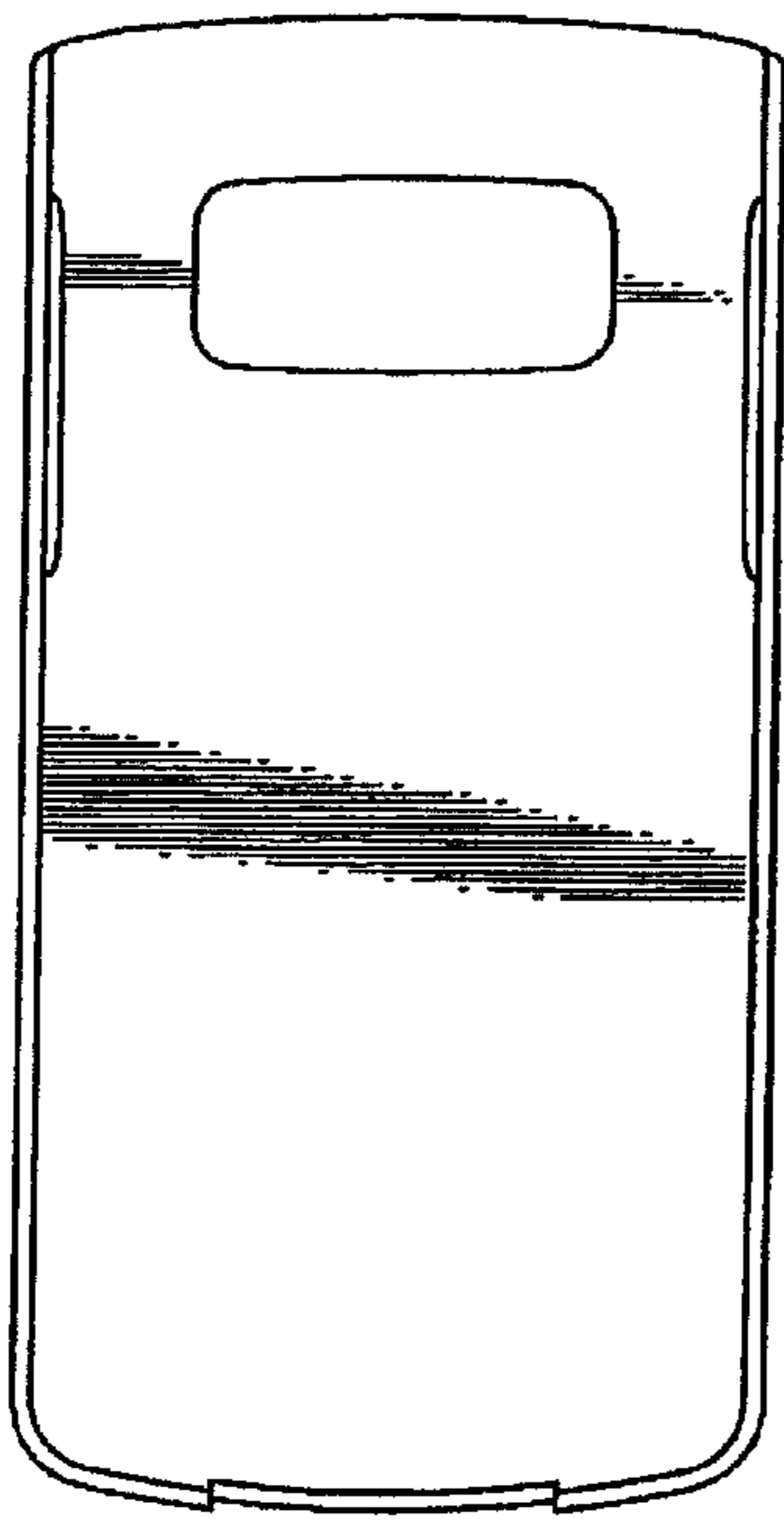


FIG. 3

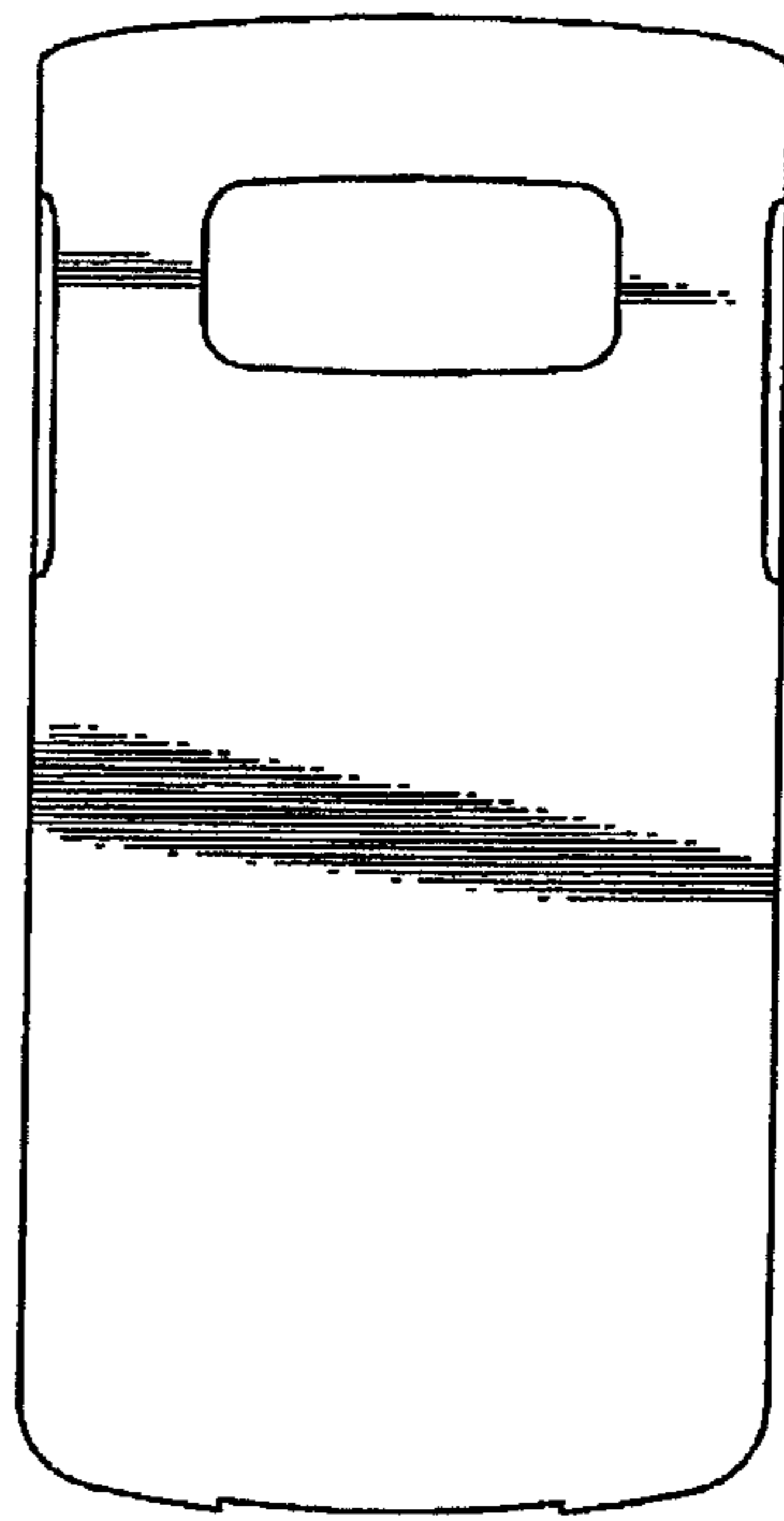


FIG. 4

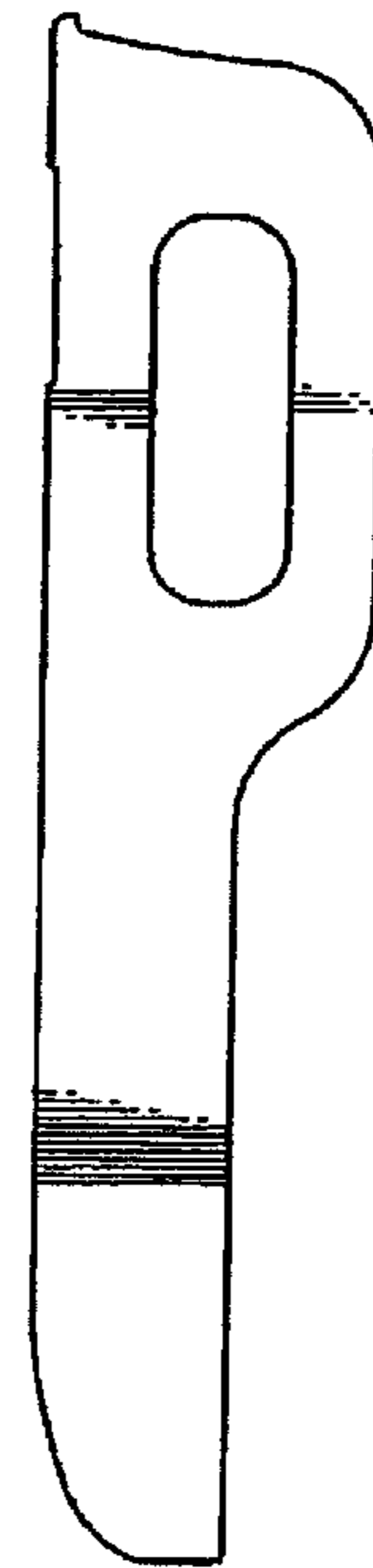


FIG. 5

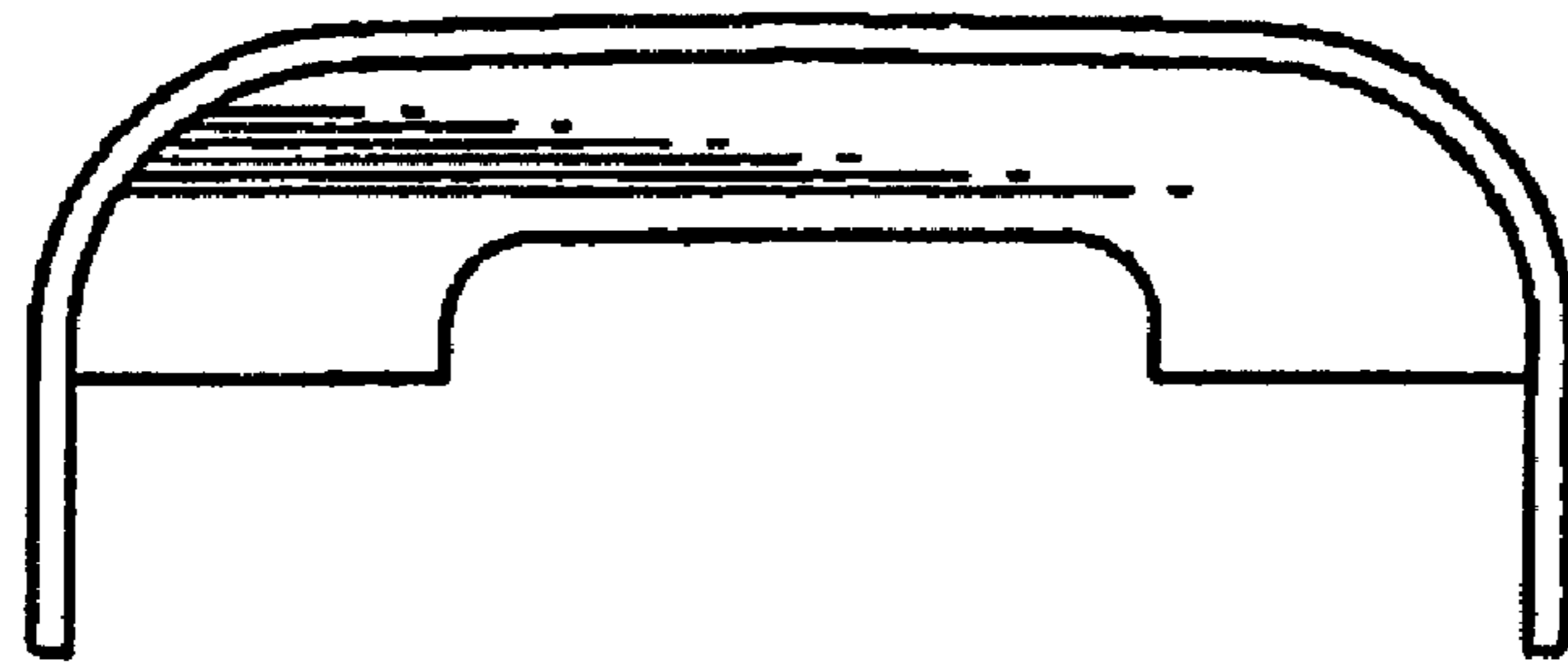


FIG. 6

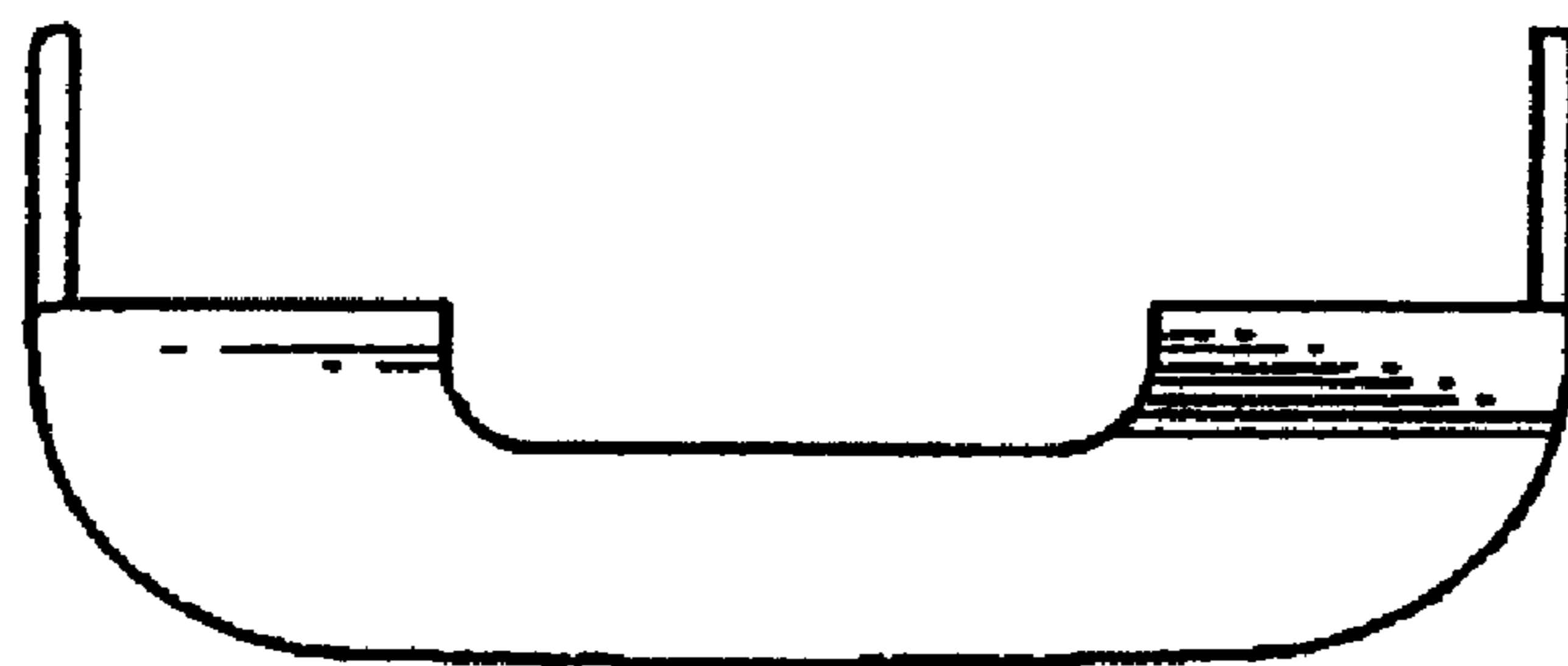


FIG. 7

