

US00D543529S

(12) **United States Design Patent**
Kim et al.

(10) **Patent No.:** **US D543,529 S**

(45) **Date of Patent:** **** May 29, 2007**

(54) **MOBILE PHONE**

(75) Inventors: **Nam-Mi Kim**, Seoul (KR);
Chang-Hwan Hwang, Goyang-si (KR)

(73) Assignee: **Samsung Electronics Co., Ltd.**,
Suwon-Si (KR)

(**) Term: **14 Years**

(21) Appl. No.: **29/254,285**

(22) Filed: **Feb. 22, 2006**

(30) **Foreign Application Priority Data**

Nov. 14, 2005 (KR) 30-2005-0038226

(51) **LOC (8) Cl.** **14-03**

(52) **U.S. Cl.** **D14/138**

(58) **Field of Classification Search** D14/137,
D14/138, 147, 218, 341-347; 455/90.3, 556.1,
455/556.2, 575.1, 575.3, 575.4; 379/433.01-433.13;
361/814; 348/14.02

See application file for complete search history.

(56) **References Cited**

U.S. PATENT DOCUMENTS

D301,885 S	*	6/1989	Takemata et al.	D14/245
D488,789 S	*	4/2004	Lee	D14/138
D494,949 S	*	8/2004	Arnholt et al.	D14/138
D496,641 S	*	9/2004	Seo	D14/138
D500,992 S	*	1/2005	Shen et al.	D14/138
D502,933 S	*	3/2005	Munstermann	D14/138
D514,079 S	*	1/2006	Lai	D14/138
D514,542 S	*	2/2006	Bertrand et al.	D14/138
D515,536 S	*	2/2006	Lee et al.	D14/138
D517,039 S	*	3/2006	Lee	D14/138
D522,988 S	*	6/2006	Sheu	D14/138
D523,834 S	*	6/2006	Liao	D14/138

D524,279 S	*	7/2006	Lai	D14/138
D525,229 S	*	7/2006	Friesen et al.	D14/138
D529,891 S	*	10/2006	Hyun et al.	D14/138
D530,697 S	*	10/2006	Wei et al.	D14/138
D532,767 S	*	11/2006	Yoshino et al.	D14/138
2004/0180703 A1	*	9/2004	Kim et al.	455/575.1
2004/0203939 A1	*	10/2004	Li et al.	455/466
2006/0111161 A1	*	5/2006	Cha et al.	455/575.4

OTHER PUBLICATIONS

Samsung Z370, announced Aug. 2006, [online], [retrieved on Dec. 11, 2006]. Retrieved from Internet ,<URL: http://www.gsmarena.com>.*

Samsung X820, announced May 2006, [online], [retrieved on Dec. 11, 2006]. Retrieved from Internet ,<URL: http://www.gsmarena.com>.*

* cited by examiner

Primary Examiner—Jeffrey Asch

Assistant Examiner—Bridget L. Eland

(74) *Attorney, Agent, or Firm*—Staas & Halsey LLP

(57) **CLAIM**

The ornamental design for the mobile phone, as shown and described.

DESCRIPTION

FIG. 1 is a perspective view of the mobile phone showing our design;

FIG. 2 is a front view thereof;

FIG. 3 is a rear view thereof;

FIG. 4 is a left side view thereof;

FIG. 5 is a right side view thereof;

FIG. 6 is a top plan view thereof; and,

FIG. 7 is a bottom plan view thereof.

1 Claim, 3 Drawing Sheets

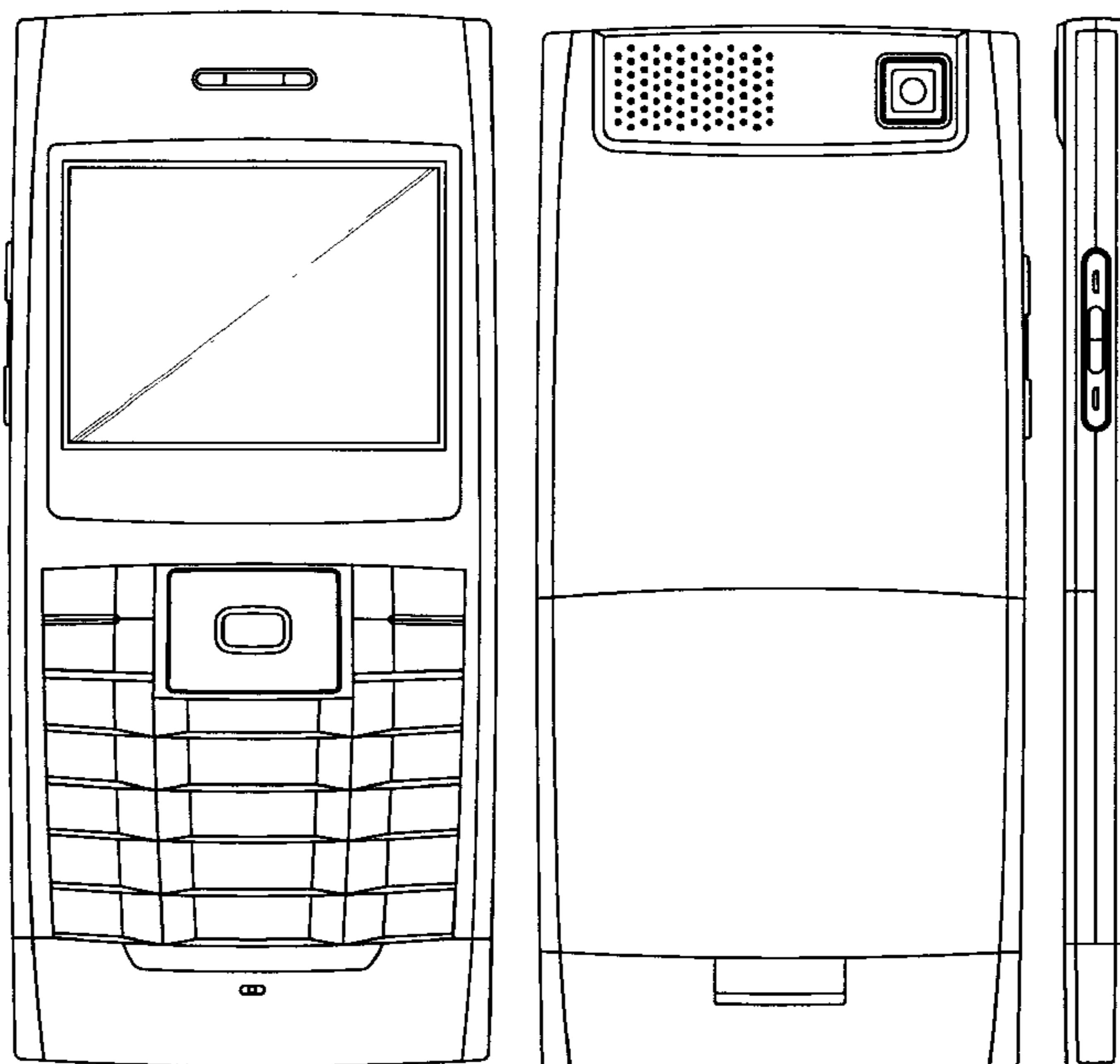


FIG. 1

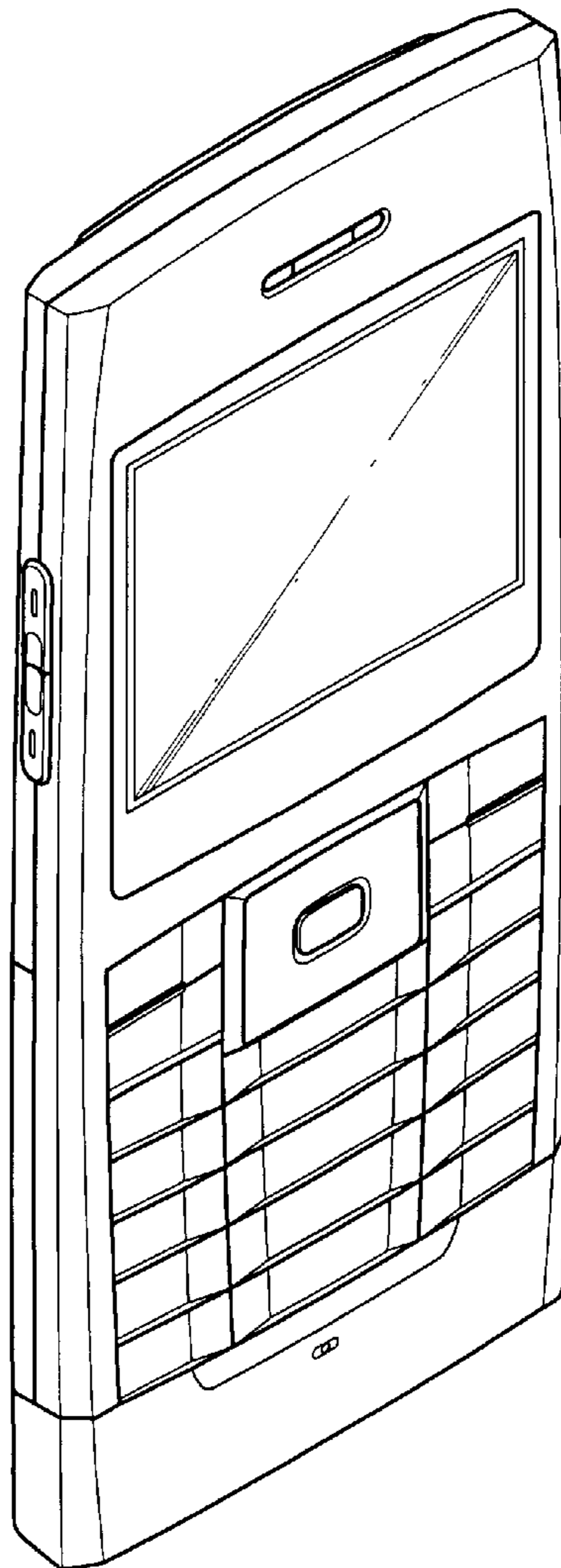


FIG. 2

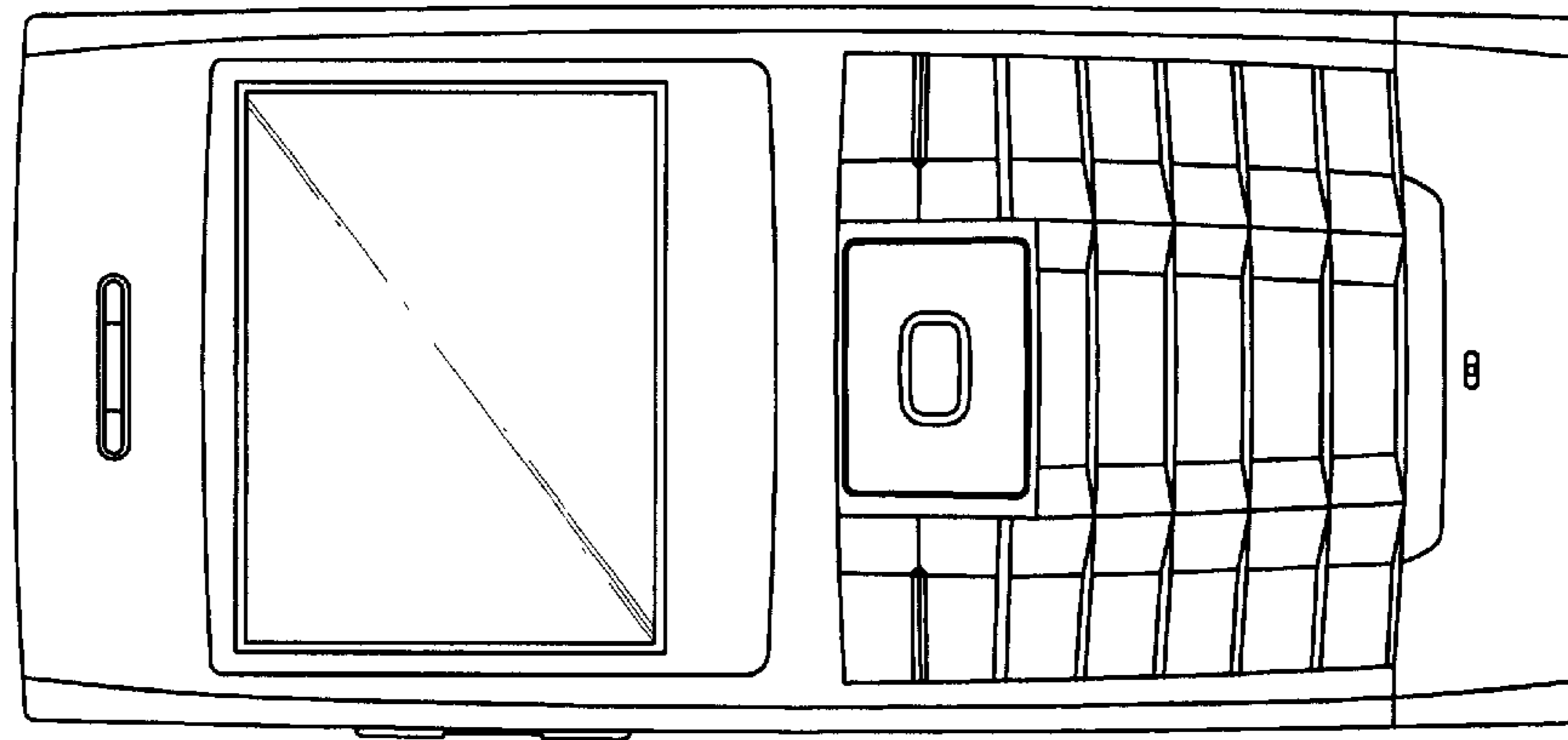


FIG. 3




FIG. 4




FIG. 5




FIG. 6




FIG. 7

