

US00D543509S

(12) **United States Design Patent** (10) **Patent No.:** **US D543,509 S**
Victor (45) **Date of Patent:** **** May 29, 2007**

(54) **OBLONG CABLE CONNECTOR**

(76) Inventor: **Jay Victor**, 2017 Bataan Rd., Unit A,
Redondo Beach, CA (US) 90278

(**) Term: **14 Years**

(21) Appl. No.: **29/259,460**

(22) Filed: **May 8, 2006**

(51) **LOC (8) Cl.** **13-03**

(52) **U.S. Cl.** **D13/154**

(58) **Field of Classification Search** D13/133,
D13/146, 147, 156; 439/447, 483, 606-610,
439/668, 669, 675, 676, 680, 687, 750

See application file for complete search history.

(56) **References Cited**

U.S. PATENT DOCUMENTS

3,366,917	A *	1/1968	Karol	439/447
D243,698	S *	3/1977	Gietzen	D13/133
4,964,816	A *	10/1990	Miller	439/669
D313,790	S *	1/1991	Hirabayashi	D13/133
D317,293	S *	6/1991	Brisson	D13/133
D328,280	S *	7/1992	Lee	D13/133
D330,192	S *	10/1992	Holland et al.	D13/153
D366,862	S *	2/1996	Lee	D13/133
D366,863	S *	2/1996	Lee	D13/133
D371,762	S *	7/1996	Lee	D13/133
D376,580	S *	12/1996	Lee	D13/133
D453,322	S *	2/2002	Lee	D13/154

6,626,710	B1 *	9/2003	Tsai Huang	439/825
D528,506	S *	9/2006	Taguchi	D13/133
D530,669	S *	10/2006	Shing	D13/133
2002/0019175	A1 *	2/2002	Higuchi et al.	439/680
2006/0030219	A1 *	2/2006	Huang	439/669

* cited by examiner

Primary Examiner—M. H. Tung
Assistant Examiner—Rosemary K. Tarcza
(74) *Attorney, Agent, or Firm*—Trojan Law Office

(57) **CLAIM**

The ornamental design for an oblong cable connector, as shown and described.

DESCRIPTION

FIG. 1 is a perspective view taken from a slightly rear side of an oblong cable connector, showing my new design;

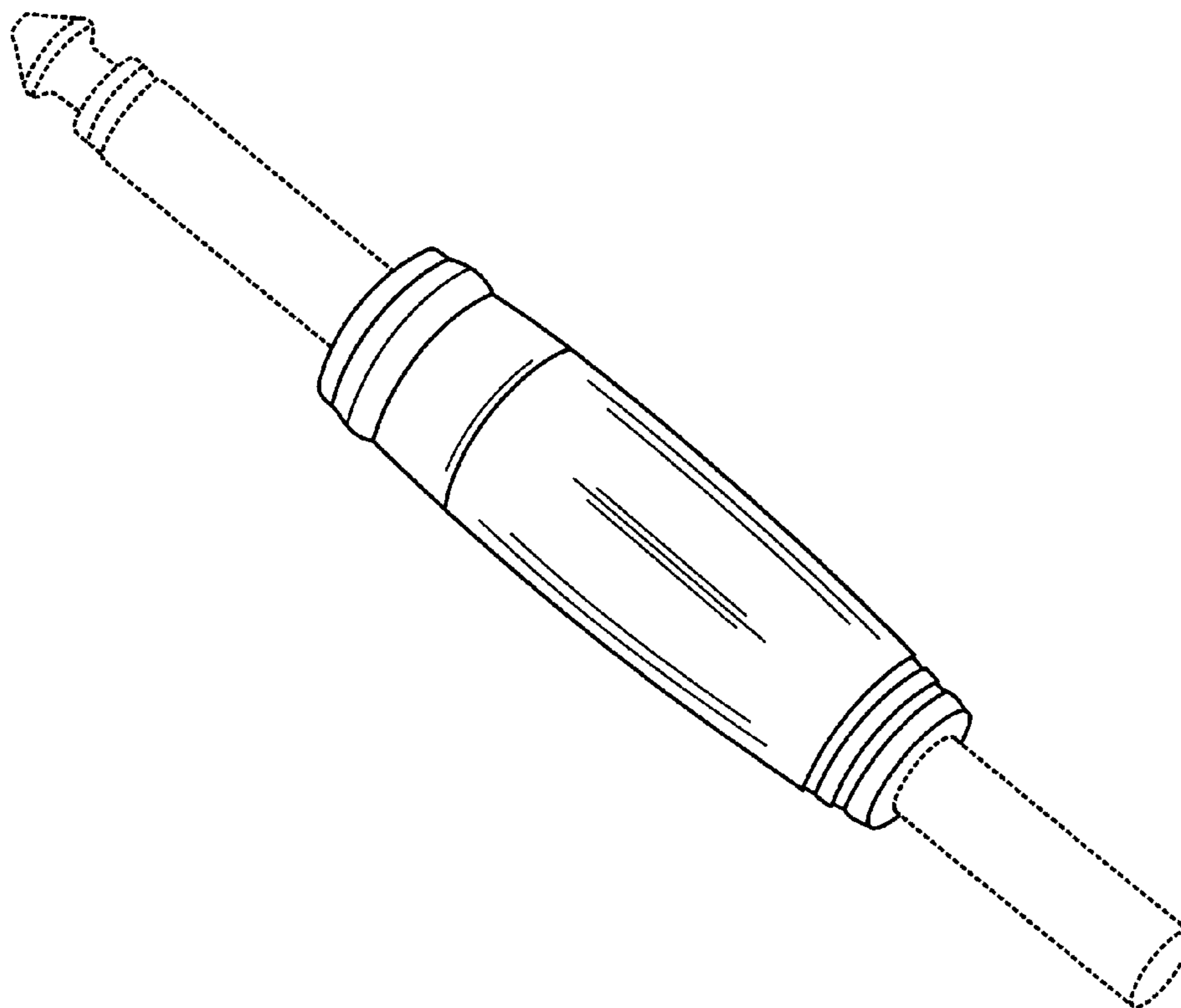
FIG. 2 is a side view of the oblong cable connector shown in FIG. 1;

FIG. 3 is a perspective view taken from a slightly front side of the oblong cable connector shown in FIG. 1; and,

FIG. 4 is a perspective view of another embodiment of an oblong cable connector.

The broken lines showing a pin and a cable line in FIGS. 1 through 4 are for illustrative purposes only and form no part of the claimed design.

1 Claim, 4 Drawing Sheets



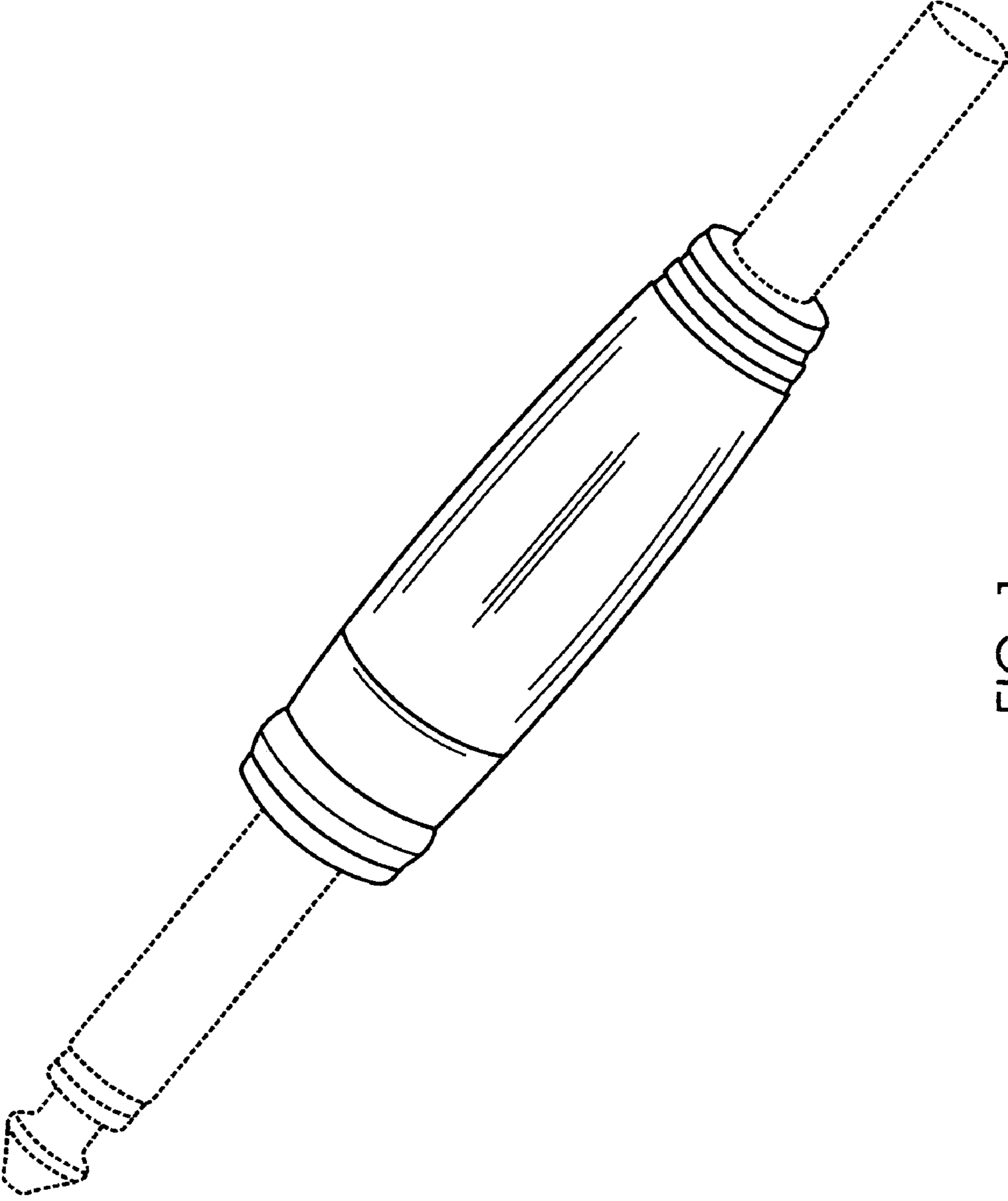


FIG. 1

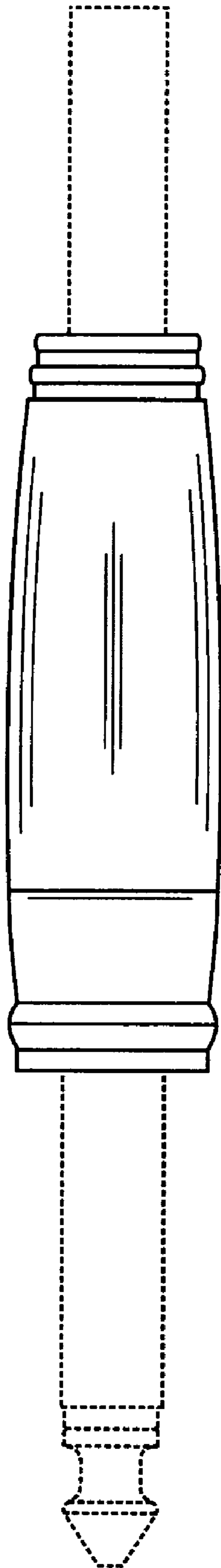


FIG. 2

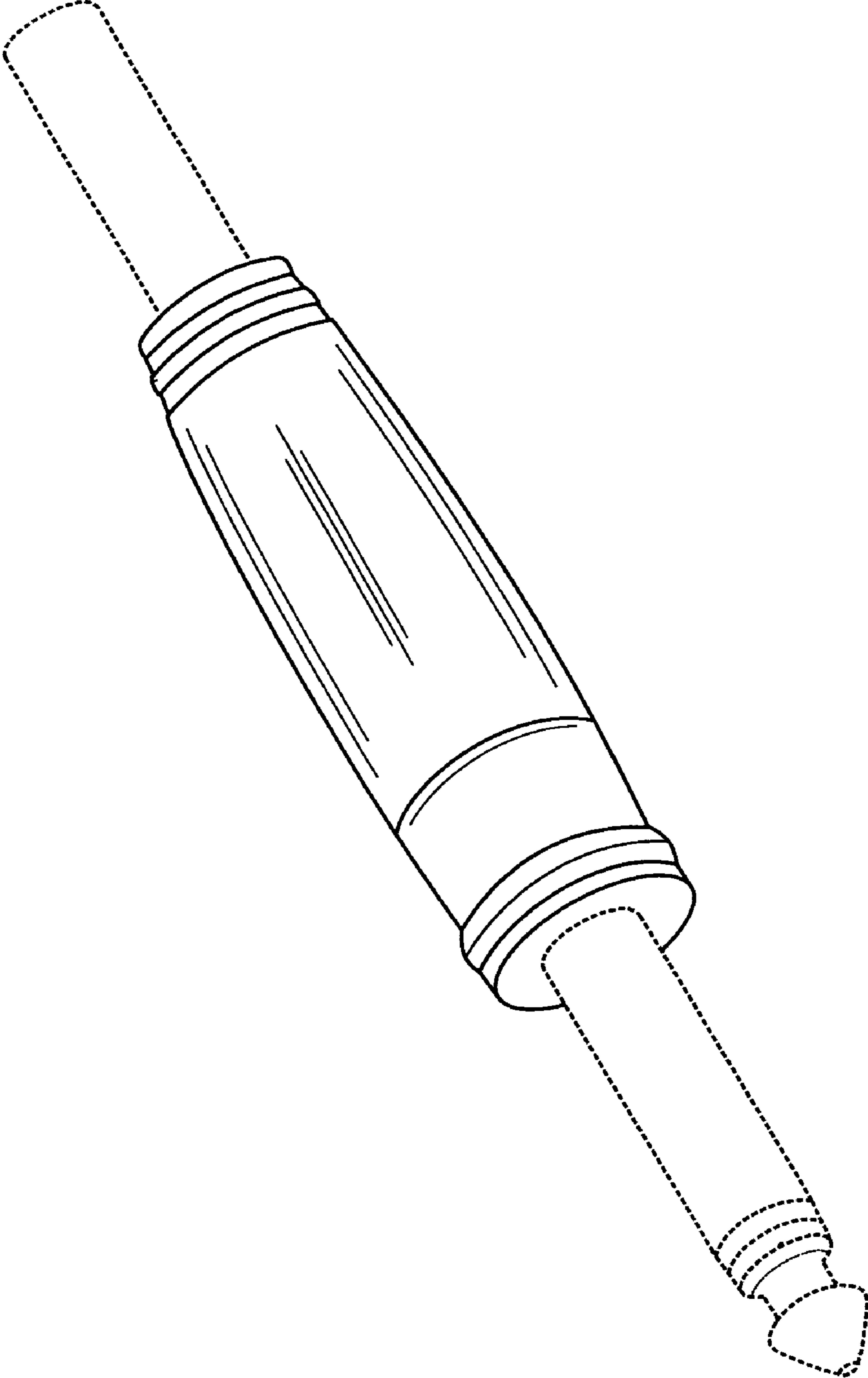


FIG. 3

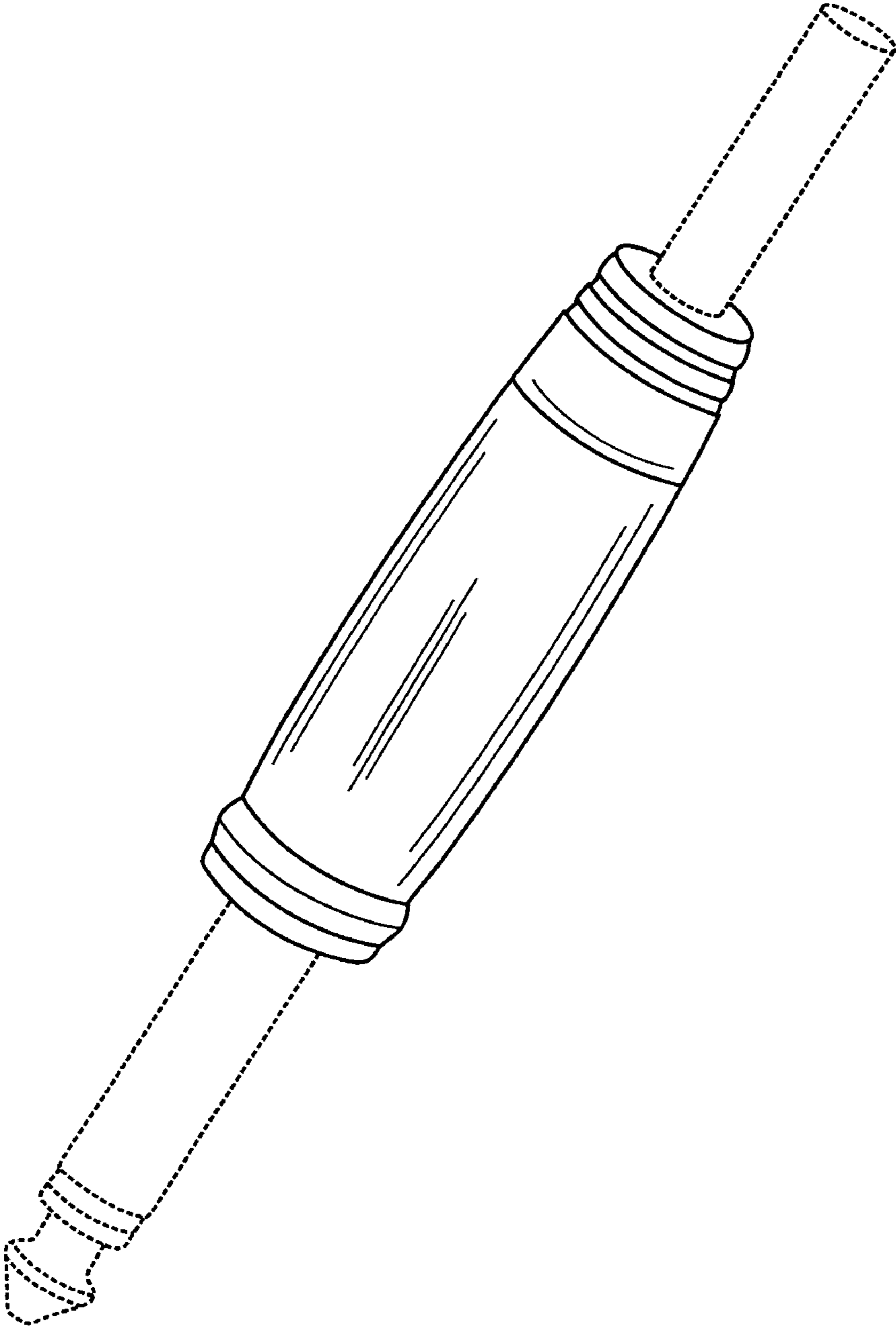


FIG. 4