

US00D543492S

(12) **United States Design Patent**
Lyew

(10) **Patent No.:** **US D543,492 S**

(45) **Date of Patent:** **** May 29, 2007**

(54) **BILLET LOWER CONTROL ARM**

(75) Inventor: **Christopher Lyew**, Lake Worth, FL (US)

(73) Assignee: **Steeda Autosports, Inc.**, Pompano Beach, FL (US)

(**) Term: **14 Years**

(21) Appl. No.: **29/244,007**

(22) Filed: **Dec. 2, 2005**

(51) **LOC (8) Cl.** **12-16**

(52) **U.S. Cl.** **D12/159**

(58) **Field of Classification Search** D12/88,
D12/159, 160, 179, 400; 280/5.524, 5.501-5.509,
280/788

See application file for complete search history.

(56) **References Cited**

U.S. PATENT DOCUMENTS

D58,959 S	*	9/1921	Hudson	D12/159
D223,024 S	*	2/1972	Wendland	D12/159
D289,277 S	*	4/1987	Horberg et al.	D12/160
D385,835 S	*	11/1997	Webster	D12/159
D402,617 S	*	12/1998	Adams, III	D12/160

OTHER PUBLICATIONS

http://www.steeda.com/products/billet_rear_trailing_arm-s.php (2 pages) Nov. 2, 2006.*

* cited by examiner

Primary Examiner—Doris Clark

Assistant Examiner—Michael Pratt

(74) *Attorney, Agent, or Firm*—McHale & Slavin, P.A.

(57) **CLAIM**

The ornamental design for a billet lower control arm, as shown and described.

DESCRIPTION

FIG. 1 is a perspective view of the billet lower control arm of the instant invention;

FIG. 2 is a front plane view thereof, the rear plane view being identical thereto;

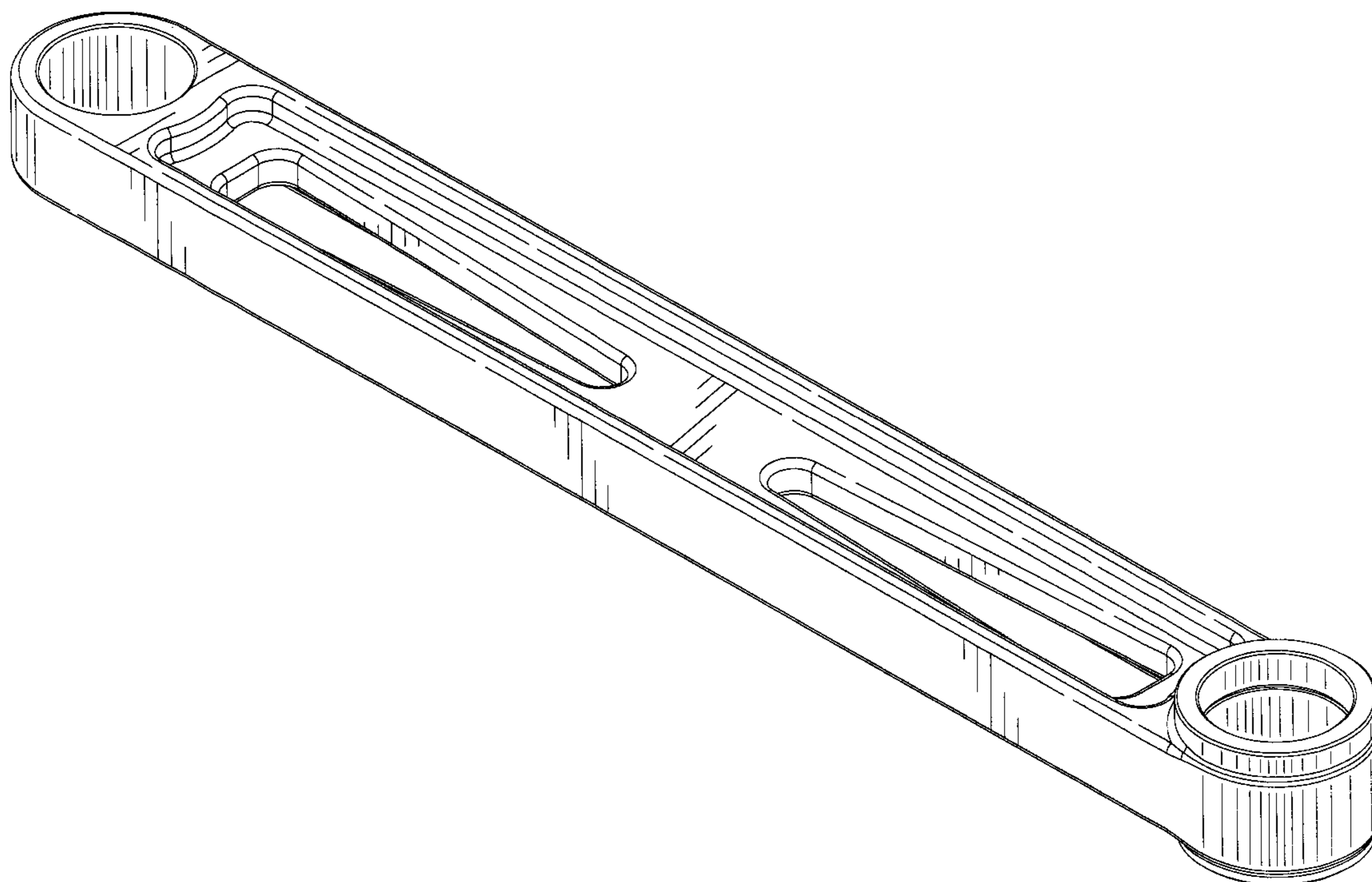
FIG. 3 is a top plane view thereof, the bottom plane view being identical thereto;

FIG. 4 is a left plane view thereof; and,

FIG. 5 is a right plane view thereof.

The wire frame surface patterns on the interior edges of the billet lower control arm are for interpretation of the surface character and in no way represents surface ornamentation.

1 Claim, 4 Drawing Sheets



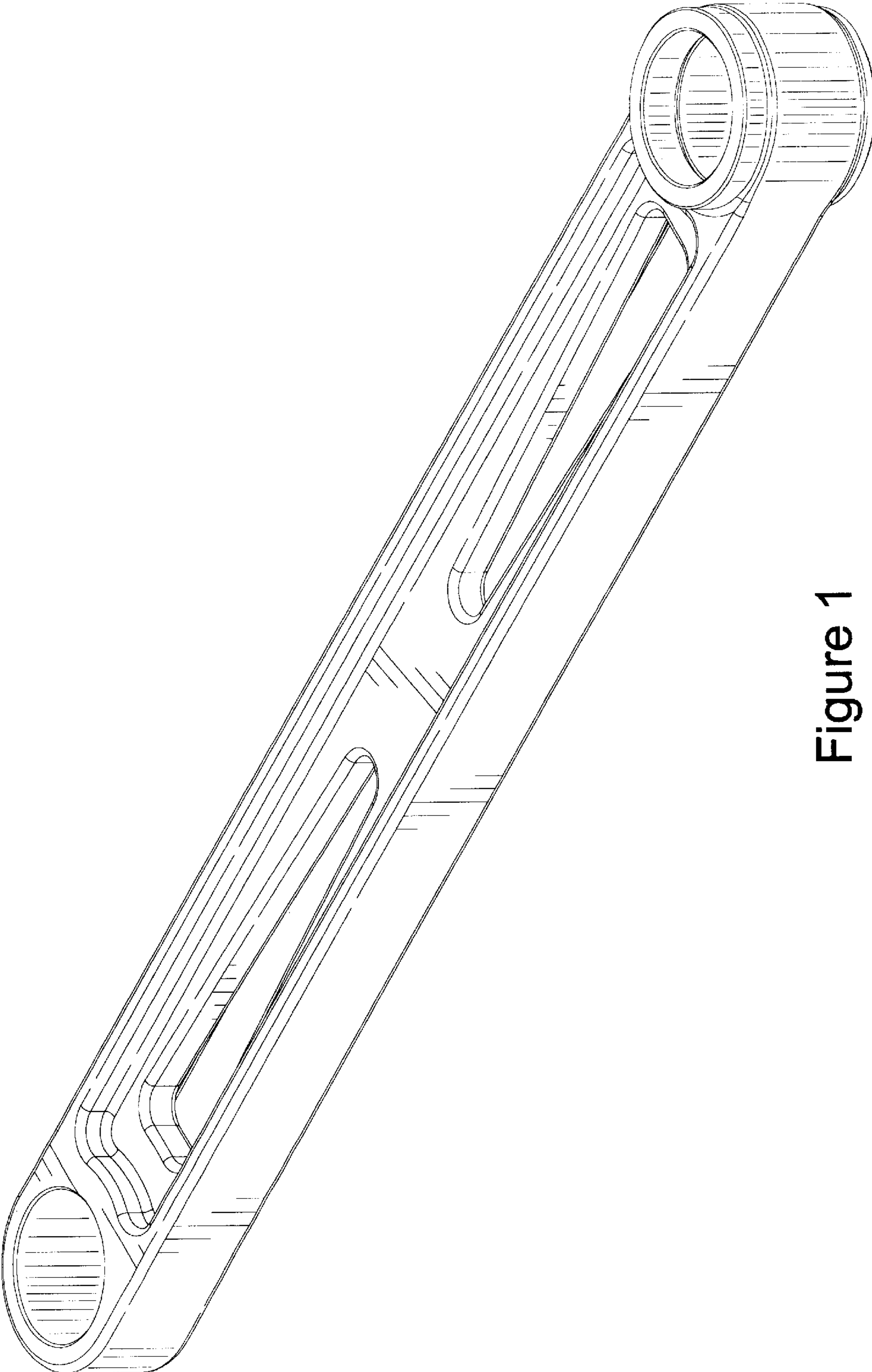


Figure 1

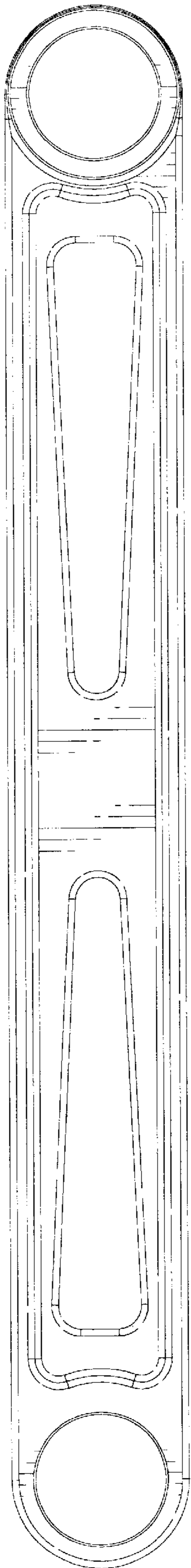


Figure 2

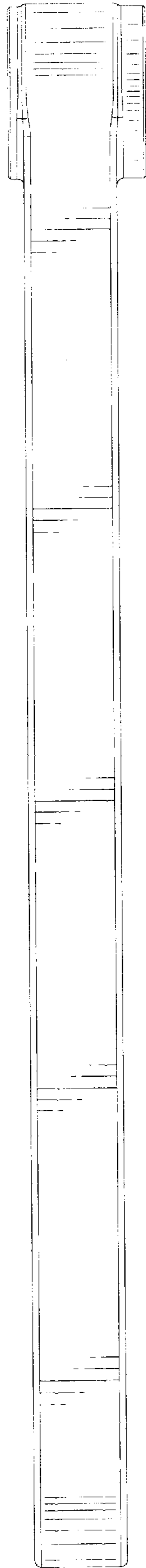


Figure 3

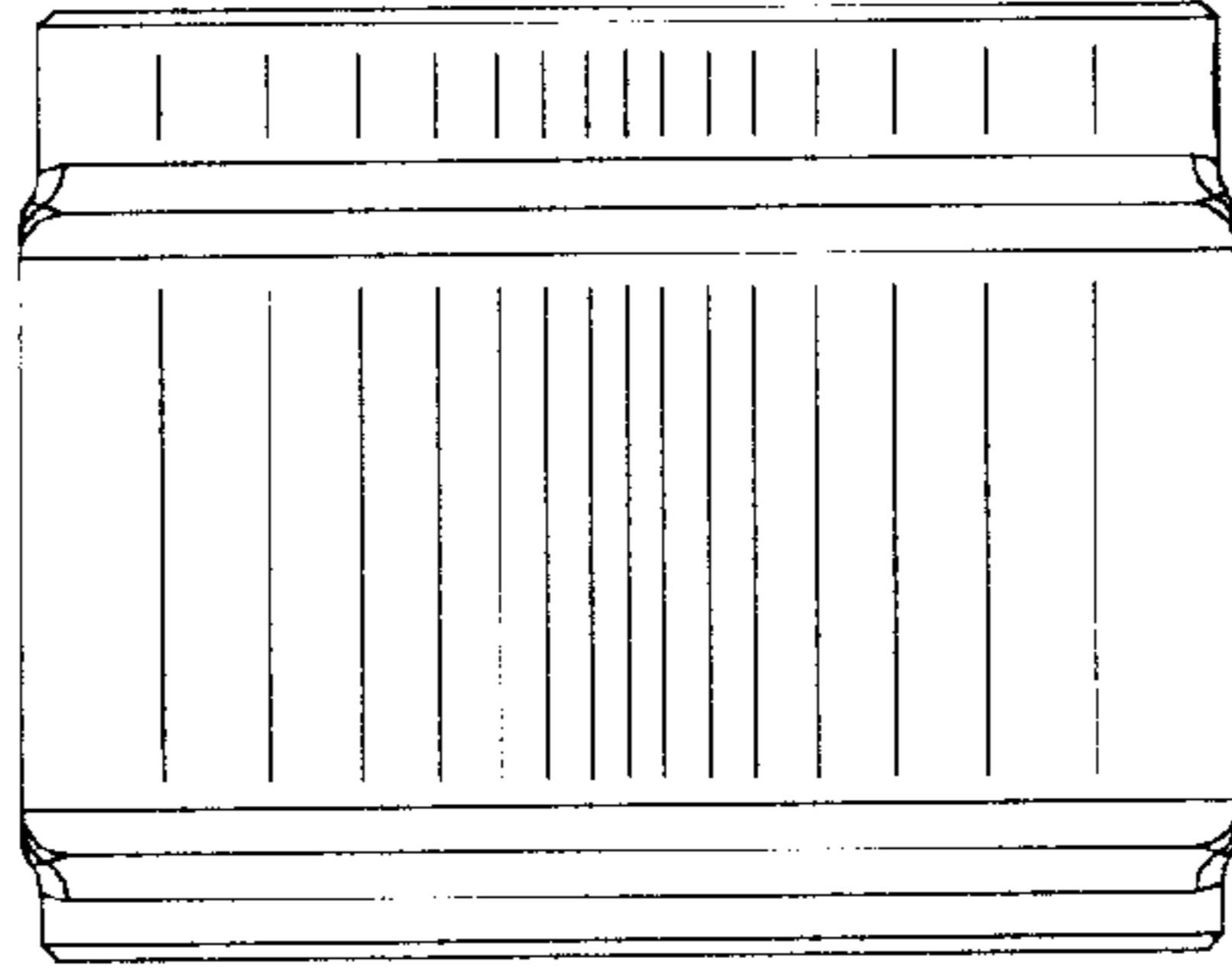


Figure 4




Figure 5