

US00D543488S

(12) **United States Design Patent**
Tobergte

(10) **Patent No.:** **US D543,488 S**

(45) **Date of Patent:** **** May 29, 2007**

(54) **BELT BUCKLE FOR USE WITH ATHLETIC GEAR**

(76) Inventor: **Edward H. Tobergte**, 13 Fern Ct., Hilton Head Island, SC (US) 29928

(**) Term: **14 Years**

(21) Appl. No.: **29/236,592**

(22) Filed: **Aug. 18, 2005**

(51) **LOC (8) Cl.** **02-07**

(52) **U.S. Cl.** **D11/234**

(58) **Field of Classification Search** D11/234-236, D11/200, 201, 210, 212-214, 216, 218, 230-232, D11/3; 2/462, 322; 24/163 R, 163 K
See application file for complete search history.

(56) **References Cited**

U.S. PATENT DOCUMENTS

D123,025 S	*	10/1940	Colnes	D11/231
2,884,675 A	*	5/1959	Sternschuss	24/163 R
5,046,197 A	*	9/1991	Chernuchin et al.	2/322
D480,989 S	*	10/2003	Modolo	D11/234
2004/0128748 A1	*	7/2004	Monica	2/462

* cited by examiner

Primary Examiner—Catherine R. Oliver

(74) *Attorney, Agent, or Firm*—Chase Law Firm, L.C.

(57) **CLAIM**

The ornamental design for a belt buckle for use with athletic gear, as shown and described.

DESCRIPTION

FIG. 1 is a top view of the belt buckle in accordance with the present invention;

FIG. 2 is a rear view of the belt buckle in accordance with the present invention;

FIG. 3 is a bottom view of the belt buckle in accordance with the present invention.

FIG. 4 is a side view of the belt buckle in accordance with the present invention;

FIG. 5 is a cross sectional view taken along line 5—5 of FIG. 1.


FIG. 6 is a front view of the belt buckle in accordance with the present invention;

FIG. 7 is a perspective view of the belt buckle in accordance with the present invention; and,

FIG. 8 is an environmental view of the belt buckle in accordance with the present invention.

The broken lines in FIG. 8 is for illustrative purposes only and form no part of the claimed design.

1 Claim, 1 Drawing Sheet



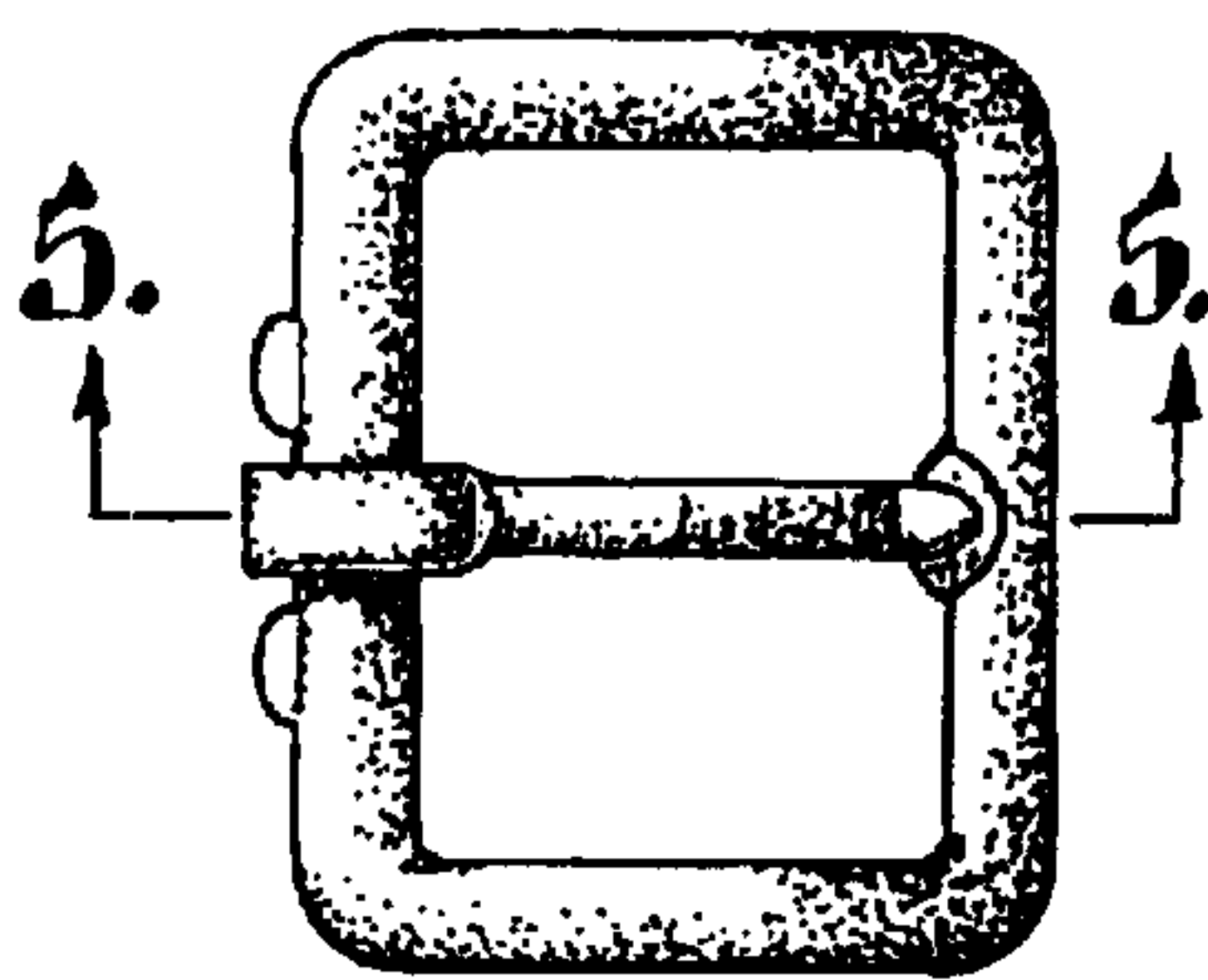


Fig. 1



Fig. 2

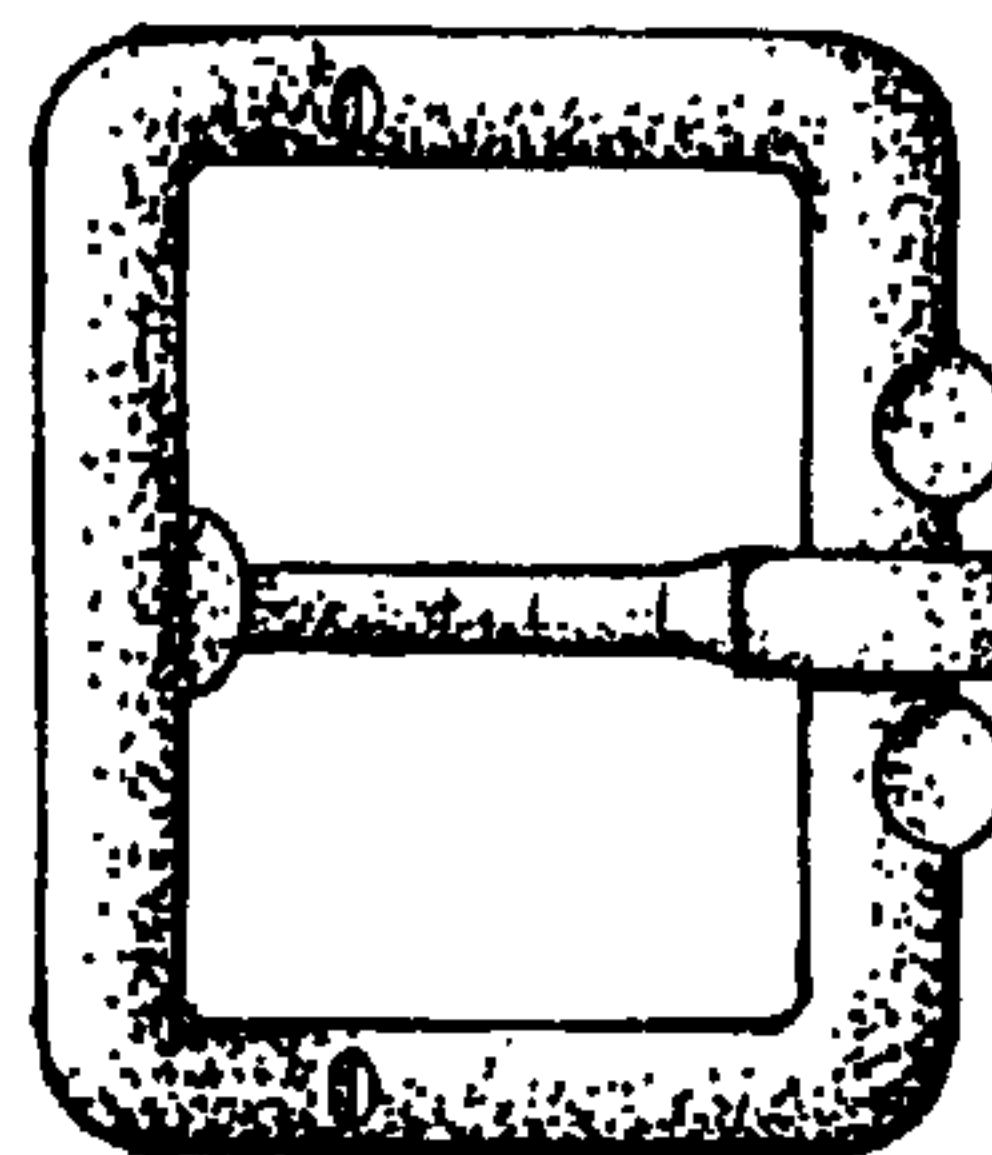


Fig. 3



Fig. 4



Fig. 5



Fig. 6

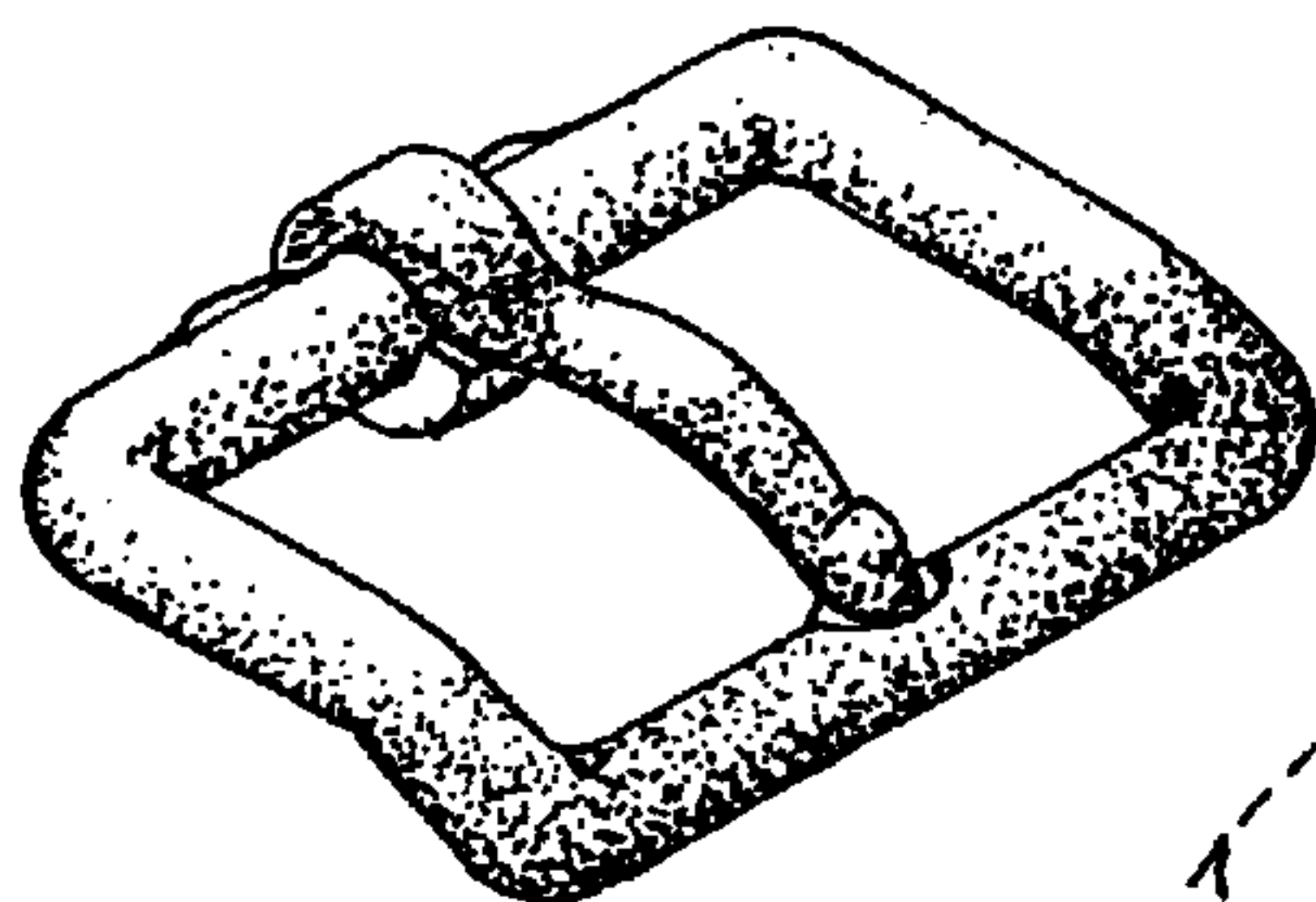


Fig. 7

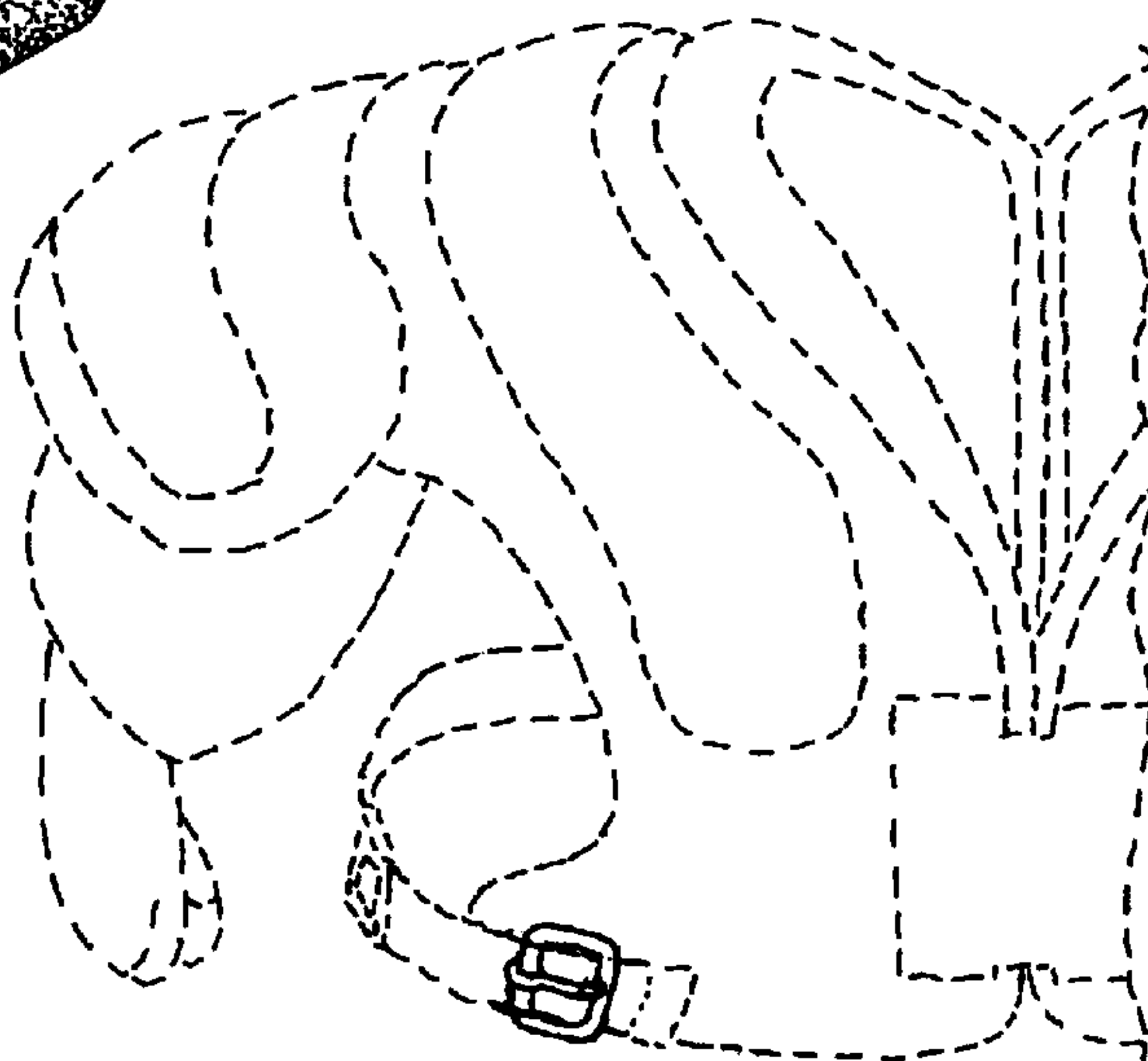


Fig. 8