



US00D543483S

(12) **United States Design Patent**
Sexton et al.

(10) **Patent No.:** **US D543,483 S**

(45) **Date of Patent:** **** May 29, 2007**

(54) **DECORATIVE ORNAMENT**

(75) Inventors: **James P. Sexton**, Hickory Creek, TX (US); **Michael P. Thalasin**, Flower Mound, TX (US)

(73) Assignee: **Ne'Qwa Art, L.L.C.**, Lewisville, TX (US)

(**) Term: **14 Years**

(21) Appl. No.: **29/252,500**

(22) Filed: **Jan. 24, 2006**

(51) **LOC (8) Cl.** **11-05**

(52) **U.S. Cl.** **D11/121**

(58) **Field of Classification Search** D11/117,
D11/121, 125, 126, 127, 131, 157, 158, 79,
D11/81, 40; D21/398, 460, 25, 154; 428/7,
428/11, 19

See application file for complete search history.

(56) **References Cited**

U.S. PATENT DOCUMENTS

D206,753 S * 1/1967 Richardson D11/121
D244,013 S * 4/1977 Perkins D11/147
D249,132 S * 8/1978 Barr D11/81

5,130,169 A * 7/1992 DeJaynes 428/7
D406,079 S * 2/1999 Gryskiewicz et al. D11/121
D492,748 S * 7/2004 Sungay D22/112

* cited by examiner

Primary Examiner—Stella Reid

Assistant Examiner—Elizabeth J. Oswecki

(74) *Attorney, Agent, or Firm*—Booth Udall, PLC

(57) **CLAIM**

The ornamental design for a decorative ornament, as shown and described.

DESCRIPTION

FIG. 1 is a perspective view of a decorative ornament according to the present invention.


FIG. 2 is a front view of the decorative ornament of FIG. 1. The rear view, right side view, and left side view are identical to the front view.

FIG. 3 is a top view of the decorative ornament of FIG. 1; and,

FIG. 4 is a bottom view of the decorative ornament of FIG. 1.

The broken lines in all views are for illustrative purposes only and form no part of the claimed design.

1 Claim, 2 Drawing Sheets



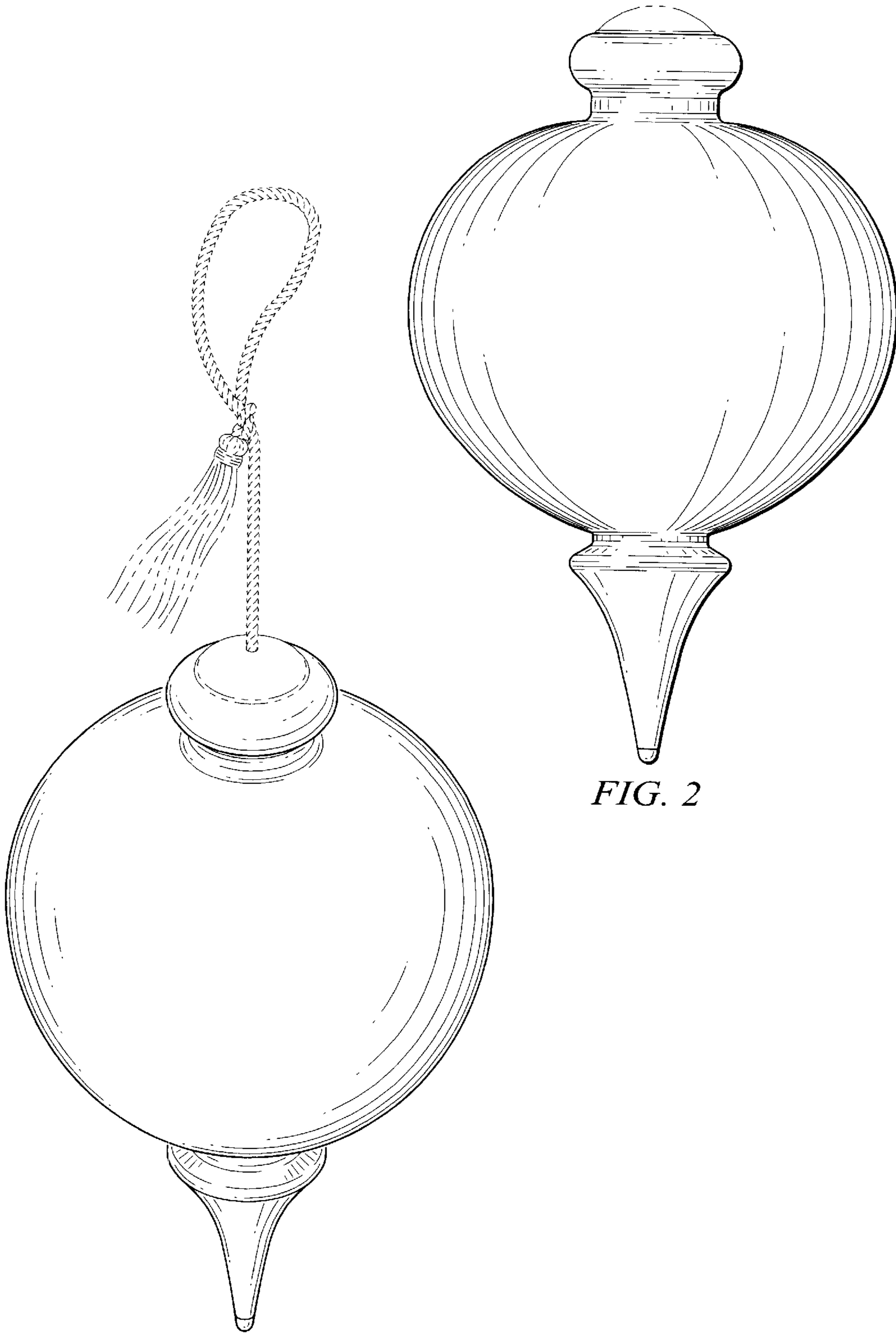


FIG. 1

FIG. 2

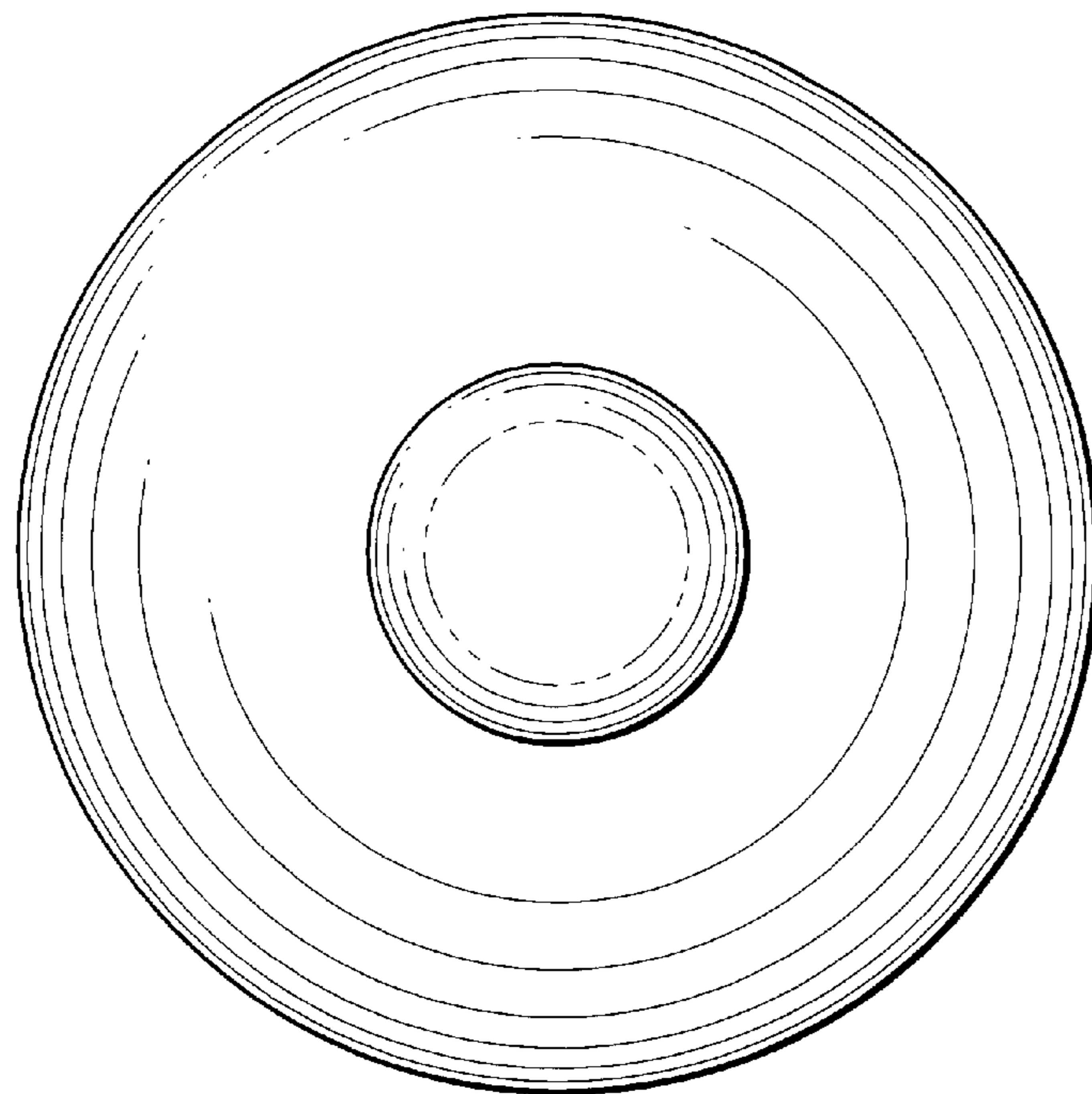


FIG. 3

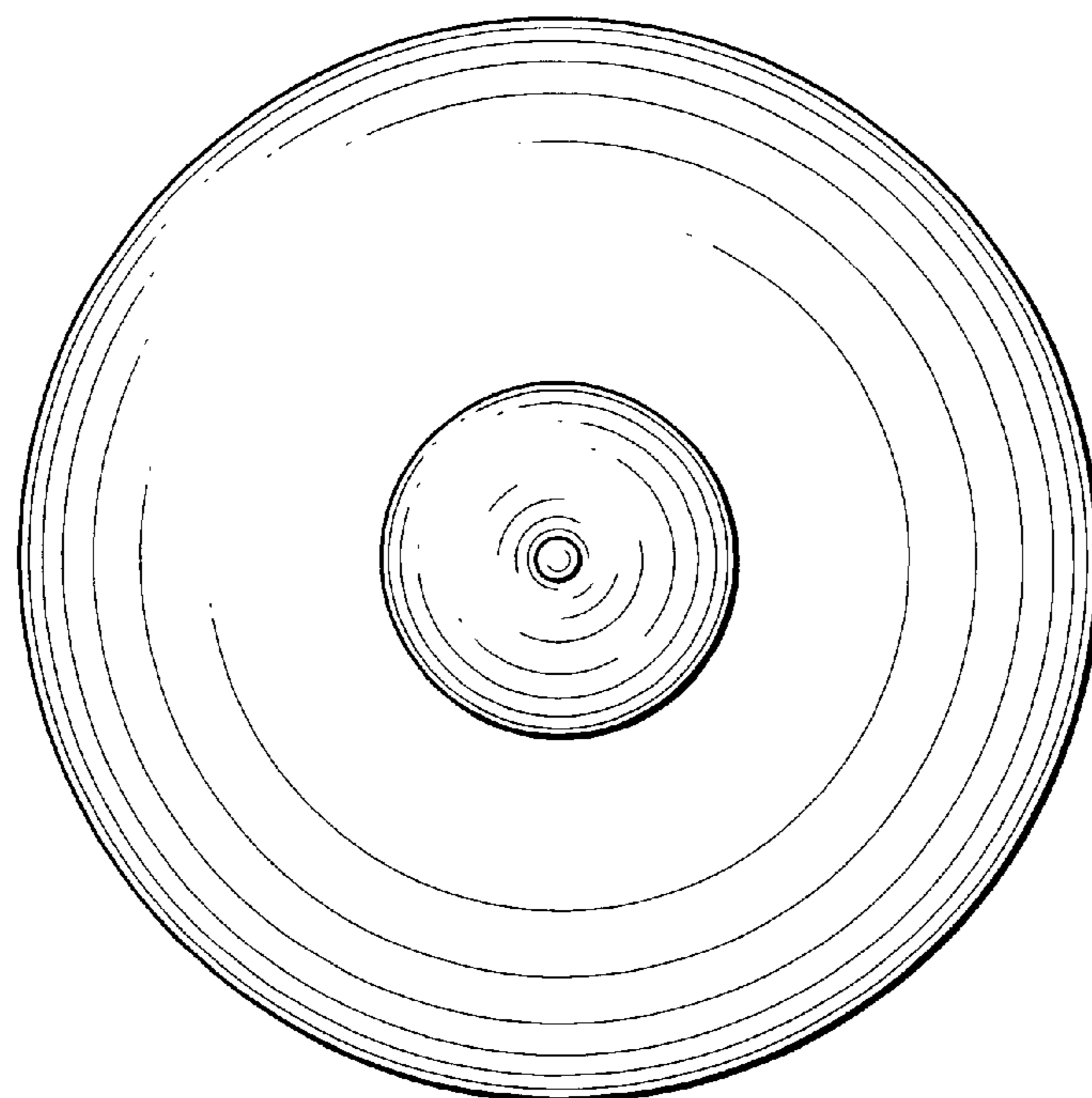


FIG. 4