

US00D543481S

(12) **United States Design Patent**
Sexton et al.

(10) **Patent No.:** **US D543,481 S**

(45) **Date of Patent:** **** May 29, 2007**

(54) **DECORATIVE ORNAMENT**

(75) Inventors: **James P. Sexton**, Hickory Creek, TX (US); **Michael P. Thalasin**, Flower Mound, TX (US)

(73) Assignee: **Ne'Qwa Art, L.L.C.**, Lewisville, TX (US)

(**) **Term:** **14 Years**

(21) **Appl. No.:** **29/251,224**

(22) **Filed:** **Jan. 5, 2006**

(51) **LOC (8) Cl.** **11-05**

(52) **U.S. Cl.** **D11/121**

(58) **Field of Classification Search** D11/117,
D11/121, 125, 126, 127, 131, 157, 158, 79,
D11/81, 40; D21/398, 460; D26/25, 154;
428/7, 11, 19

See application file for complete search history.

(56) **References Cited**

U.S. PATENT DOCUMENTS

D206,753 S	*	1/1967	Richardson	D11/121
D244,013 S	*	4/1977	Perkins	D14/147
D249,132 S	*	8/1978	Barr	D11/81
5,130,169 A	*	7/1992	DeJaynes	428/7
D352,477 S	*	11/1994	Yang	D11/121
D355,389 S	*	2/1995	Wang	D11/121
D368,841 S	*	4/1996	Merino	D8/310
D406,079 S	*	2/1999	Gryskiewicz et al.	D11/121
D416,213 S	*	11/1999	Gryskiewicz et al.	D11/130

D421,278 S	*	2/2000	Cleary	D21/373
6,042,903 A	*	3/2000	Yedlin et al.	428/7
D432,942 S	*	10/2000	Rodriguez	D11/128
D446,588 S	*	8/2001	Rinehimer	D26/25
D454,974 S	*	3/2002	Yando	D26/154
D461,399 S	*	8/2002	Kumar	D8/379
D492,748 S	*	7/2004	Sungay	D22/112
D495,423 S	*	8/2004	Nan	D24/211
D498,701 S	*	11/2004	Libuda et al.	D11/125

* cited by examiner

Primary Examiner—Stella Reid

Assistant Examiner—Elizabeth J. Oswecki

(74) *Attorney, Agent, or Firm*—Booth Udall, PLC

(57) **CLAIM**

The ornamental design for a decorative ornament, as shown and described.

DESCRIPTION

FIG. 1 is a perspective view of a decorative ornament according to the present invention.

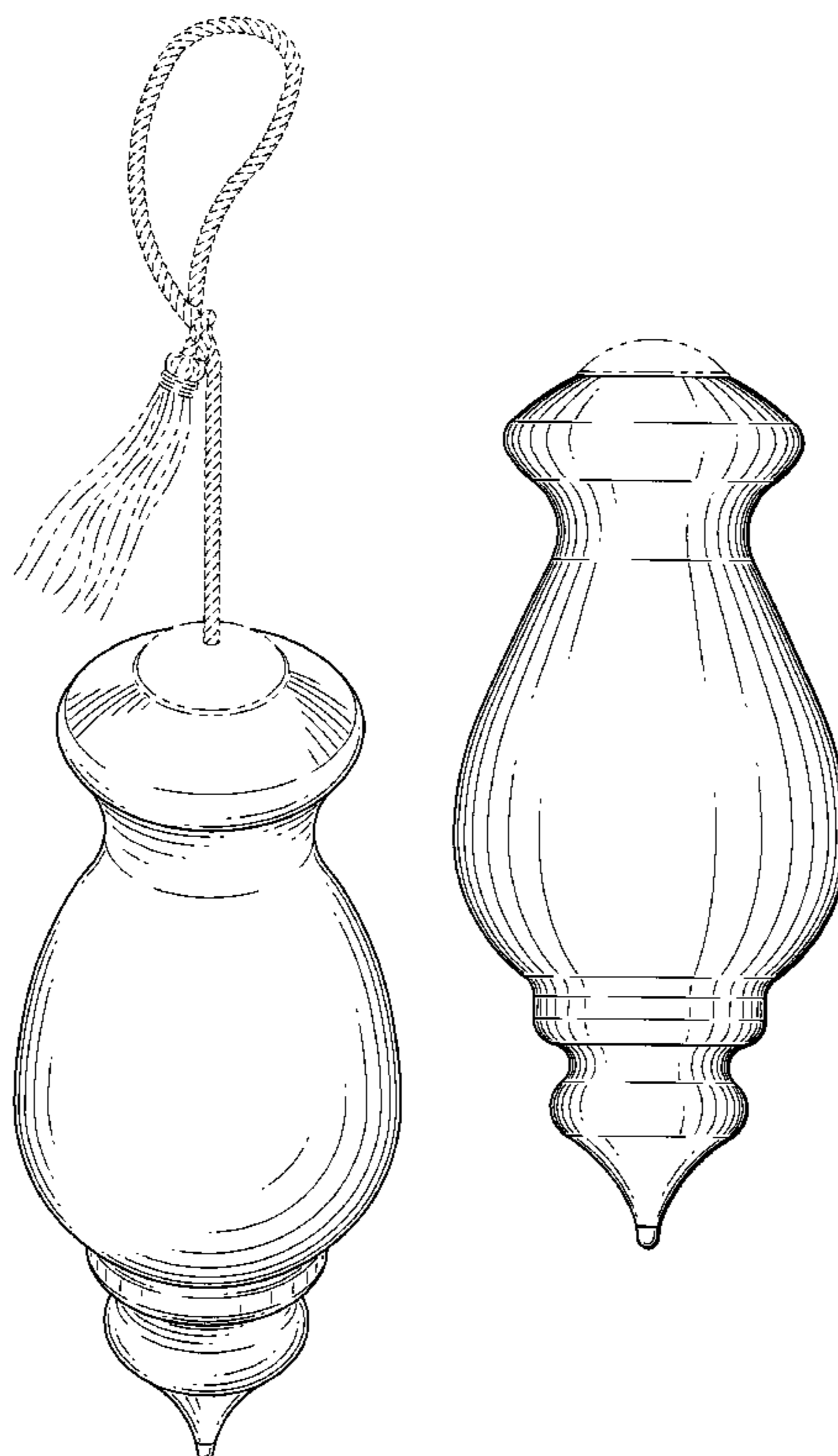
FIG. 2 is a front view of the decorative ornament of FIG. 1. The rear view, right side view, and left side view are identical to the front side view.

FIG. 3 is a top view of the decorative ornament of FIG. 1; and,

FIG. 4 is a bottom view of the decorative ornament of FIG. 1.

The broken lines in all views are for illustrative purposes only and form no part of the claimed design.

1 Claim, 2 Drawing Sheets



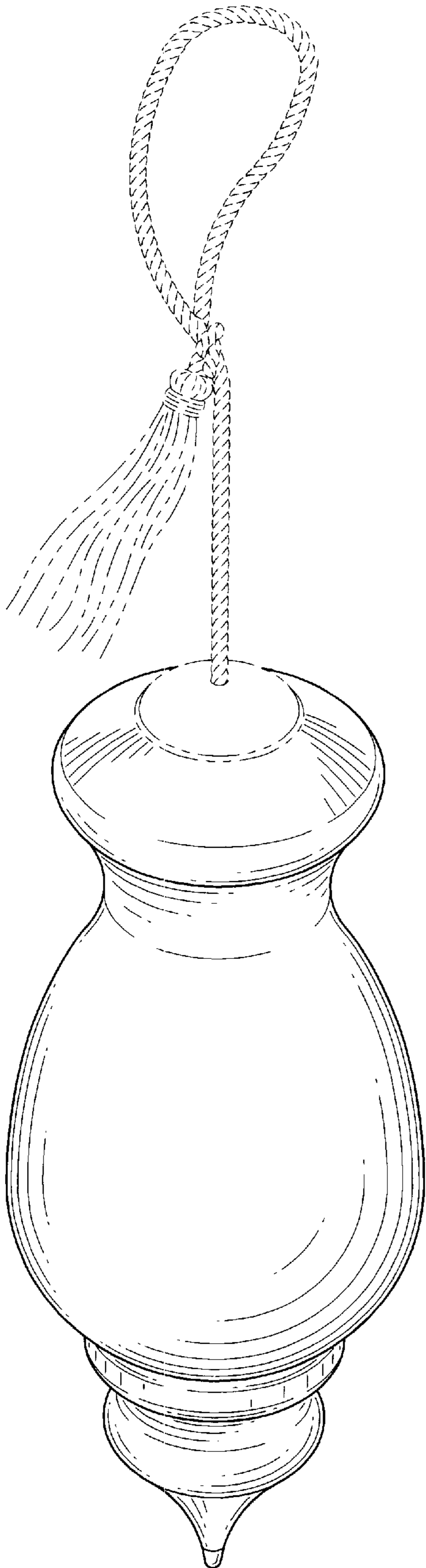


FIG. 1

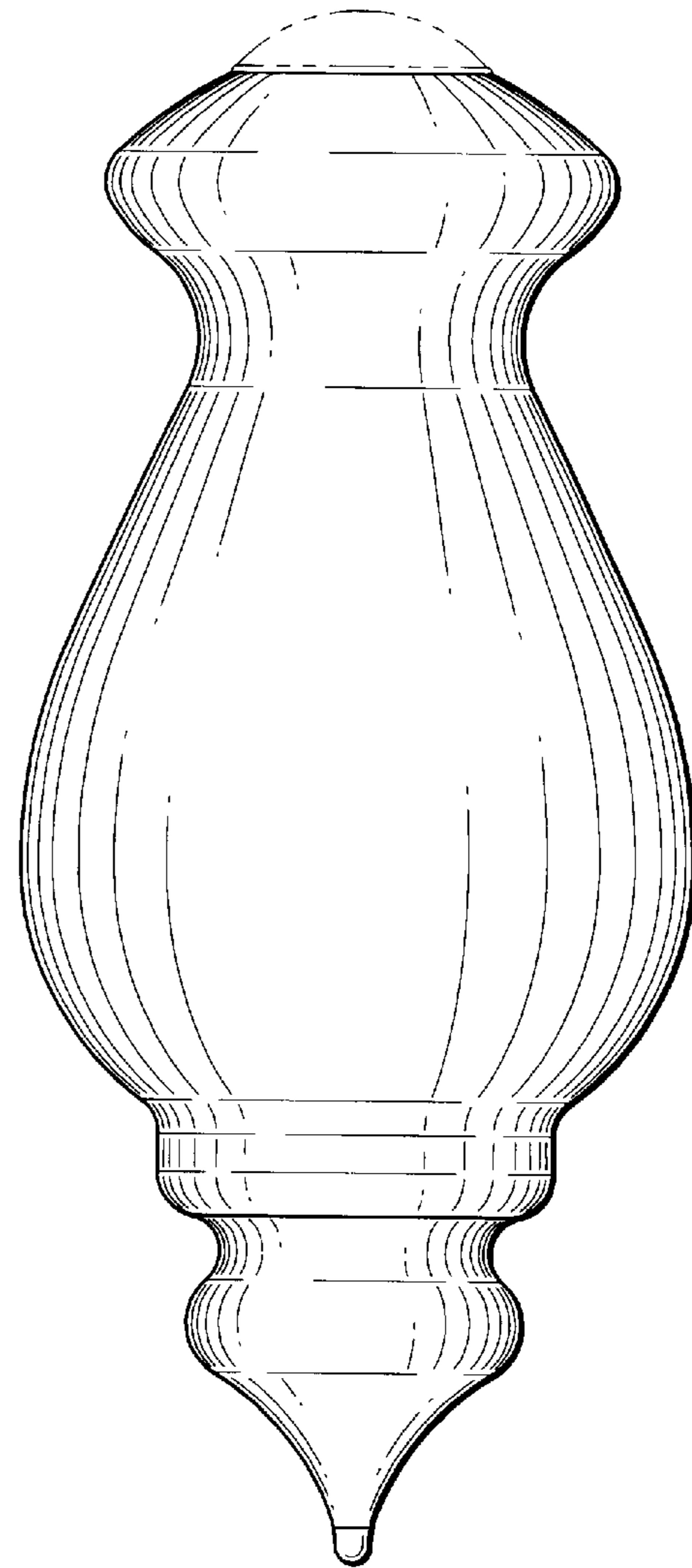


FIG. 2

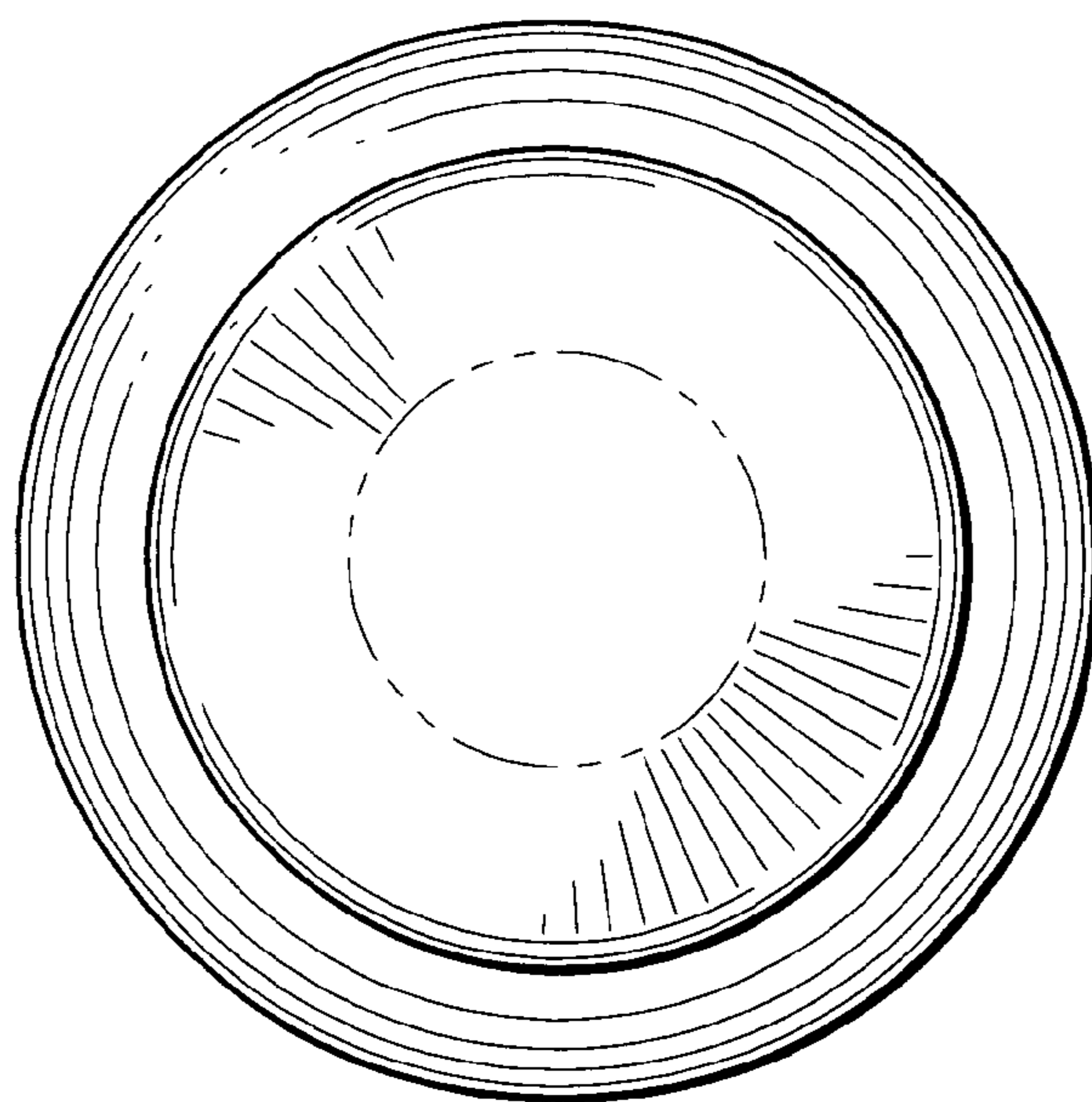


FIG. 3

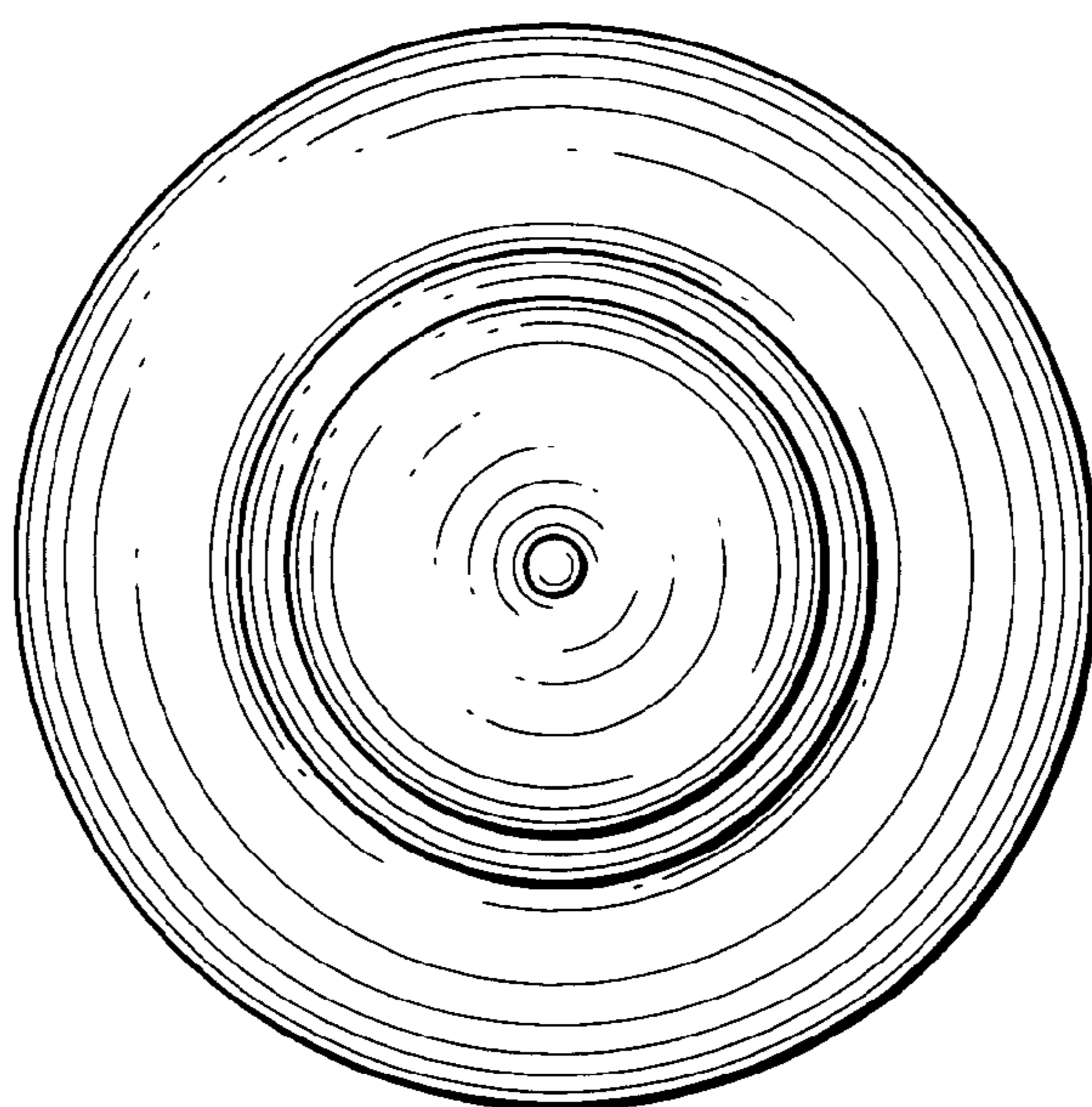


FIG. 4