



US00D543469S

(12) **United States Design Patent**  
**Py et al.**

(10) **Patent No.:** **US D543,469 S**

(45) **Date of Patent:** **\*\* May 29, 2007**

(54) **TUBE DISPENSER**

(75) Inventors: **Daniel Py**, Stamford, CT (US); **Gladys Luz-Valencia**, Stamford, CT (US); **Julian V. Chan**, Spring Valley, NY (US)

(73) Assignee: **Medical Instill Technologies, Inc.**, New Milford, CT (US)

(\*\*) Term: **14 Years**

(21) Appl. No.: **29/214,062**

(22) Filed: **Sep. 27, 2004**

(51) **LOC (8) Cl.** ..... **09-01**

(52) **U.S. Cl.** ..... **D9/724; D9/447**

(58) **Field of Classification Search** ..... D4/114, D4/682, 686; D9/504, 558, 563, 571, 682, D9/723-727, 729, 730, 686, 688-693, 695, D9/697-699, 435, 440, 447; D24/112, 135; D28/7, 66, 67; 229/117.3; 206/229; 401/151, 401/184; 222/207

See application file for complete search history.

(56) **References Cited**

**U.S. PATENT DOCUMENTS**

2,021,653	A	*	11/1935	Johnson	.....	401/266
2,252,542	A		8/1941	Beeh		
2,388,321	A		11/1945	Gereke		
D149,954	S	*	6/1948	Kruck	.....	D28/7
2,442,503	A		6/1948	Melnikoff		
2,642,607	A		6/1953	Bozzalla		
2,715,236	A		8/1955	Tereno		
2,725,595	A		12/1955	Sisk et al.		
2,732,736	A		1/1956	Bonnie		
2,743,042	A		4/1956	Burgin		
3,864,047	A		2/1975	Sherrod		
4,002,182	A		1/1977	Michel		
4,090,647	A	*	5/1978	Dunning	.....	222/543
4,844,250	A	*	7/1989	Holoubek et al.	.....	222/107
4,887,924	A	*	12/1989	Green	.....	401/261
D307,191	S	*	4/1990	Blutenthal	.....	D28/7
D311,258	S	*	10/1990	Jankewitz	.....	D28/7

5,183,349	A	*	2/1993	Kamen	.....	401/88
D353,197	S	*	12/1994	Hawks	.....	D24/135
5,505,341	A		4/1996	Gueret		
D370,087	S	*	5/1996	Baltierra	.....	D9/699
D384,184	S	*	9/1997	Dewey	.....	D28/7
5,738,067	A		4/1998	Landwehr et al.		
5,762,077	A	*	6/1998	Griffiths, Jr.	.....	132/74.5
5,772,347	A		6/1998	Gueret		
5,879,095	A		3/1999	Gueret		
D408,148	S	*	4/1999	Frost et al.	.....	D4/114
D414,688	S	*	10/1999	Loeb et al.	.....	D9/697
6,010,036	A		1/2000	Bougamont et al.		
D423,355	S	*	4/2000	Loeb et al.	.....	D9/447
D425,792	S	*	5/2000	Haller	.....	D9/447
6,073,813	A		6/2000	Tanner		
D437,663	S	*	2/2001	Lang et al.	.....	D28/68
D457,627	S	*	5/2002	Lamb	.....	D24/141

(Continued)

*Primary Examiner*—Carol Rademaker

(74) *Attorney, Agent, or Firm*—McCarter & English LLP

(57) **CLAIM**

The ornamental design for a tube dispenser, as shown and described.

**DESCRIPTION**

FIG. 1 is a top and left perspective view of a tube dispenser showing our new design.

FIG. 2 is a left side elevational view of the tube dispenser thereof;

FIG. 3 is a right side elevational view of the tube dispenser thereof;

FIG. 4 is a top elevational view of the tube dispenser thereof;

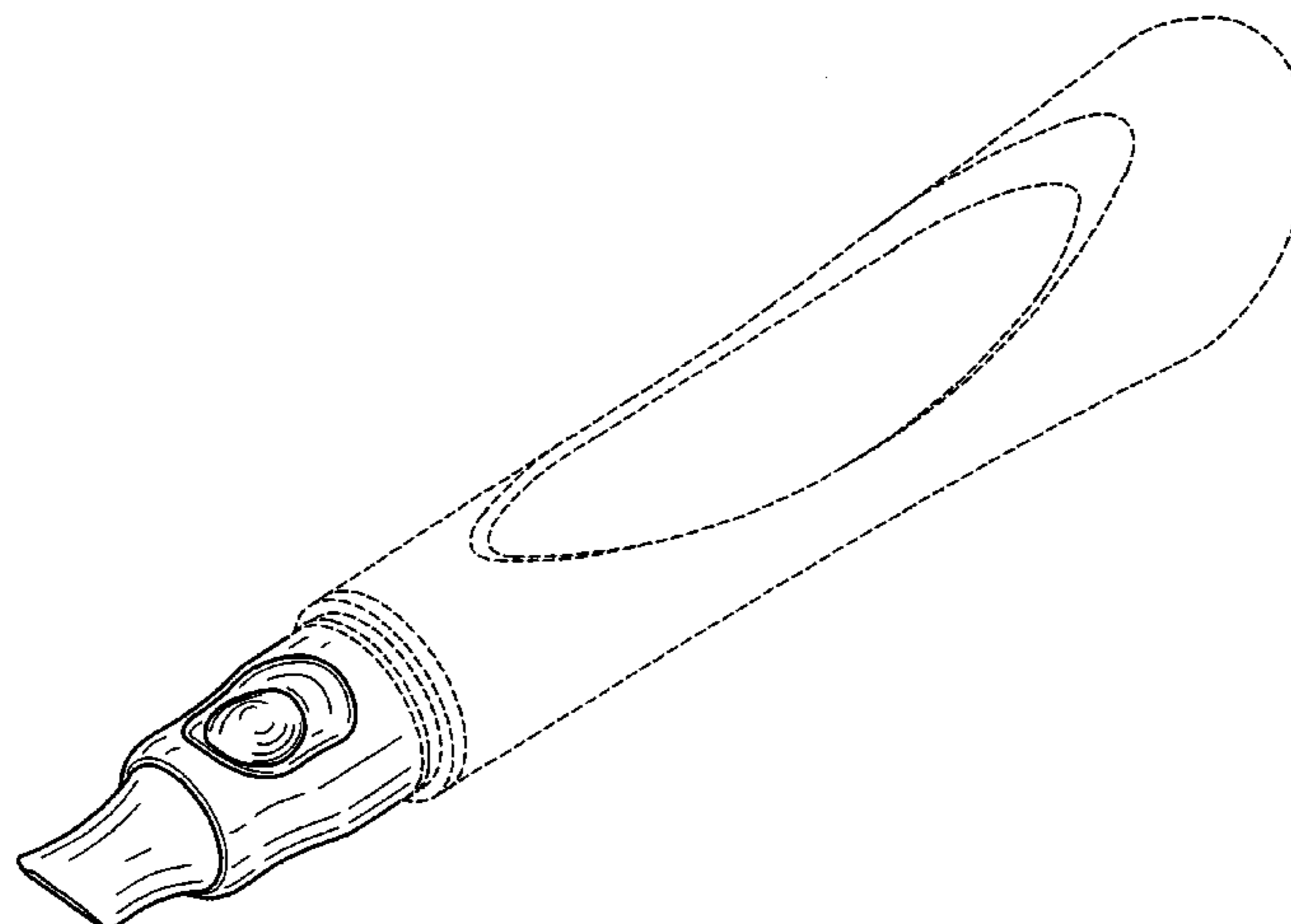
FIG. 5 is a bottom elevational view of the tube dispenser thereof;

FIG. 6 is a rear end elevational view of the tube dispenser thereof; and,

FIG. 7 is a front end elevational view of the tube dispenser thereof.

The broken lines in the figures show boundaries of the invention and form no part of the claimed design.

**1 Claim, 6 Drawing Sheets**



# US D543,469 S

Page 2

---

## U.S. PATENT DOCUMENTS

6,409,406 B1	6/2002	Schwartzman	
D466,252 S *	11/2002	Yu	D28/88
D468,057 S *	12/2002	Cloix	D28/76
D479,466 S *	9/2003	Bremner et al.	D9/434
6,688,317 B2	2/2004	Gueret	
6,694,987 B2 *	2/2004	Thiebaut	132/297
6,745,781 B2	6/2004	Gueret	
D497,999 S *	11/2004	Long	D24/223
D503,539 S *	4/2005	Tani	D4/114
D507,680 S *	7/2005	Py et al.	D28/88
D516,251 S *	2/2006	Py et al.	D28/89
D530,862 S *	10/2006	Py et al.	D28/89
2004/0161292 A1 *	8/2004	Breidenbach et al.	401/266
2005/0047848 A1 *	3/2005	Carraher	401/266

\* cited by examiner

FIG. 1

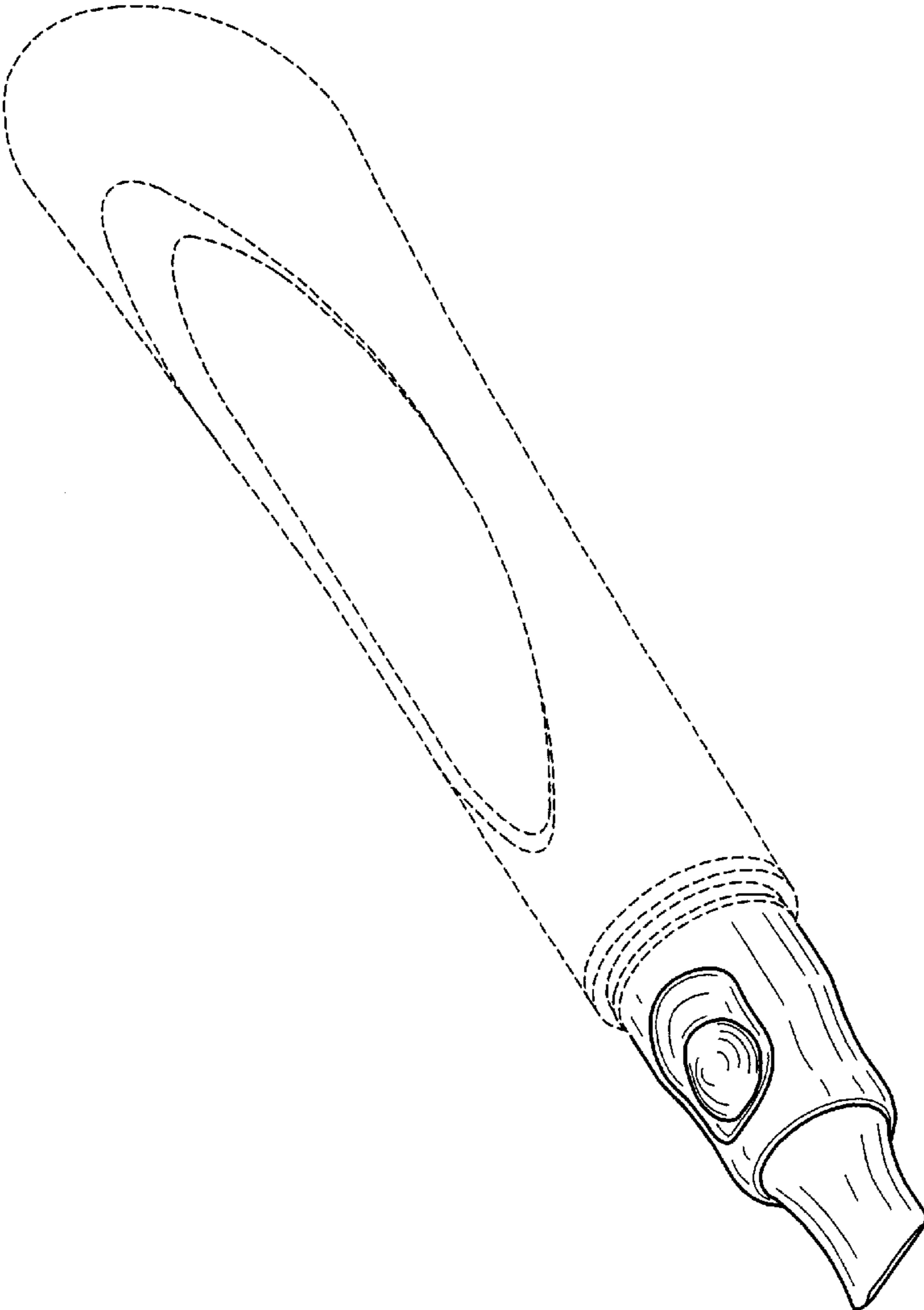


FIG. 2

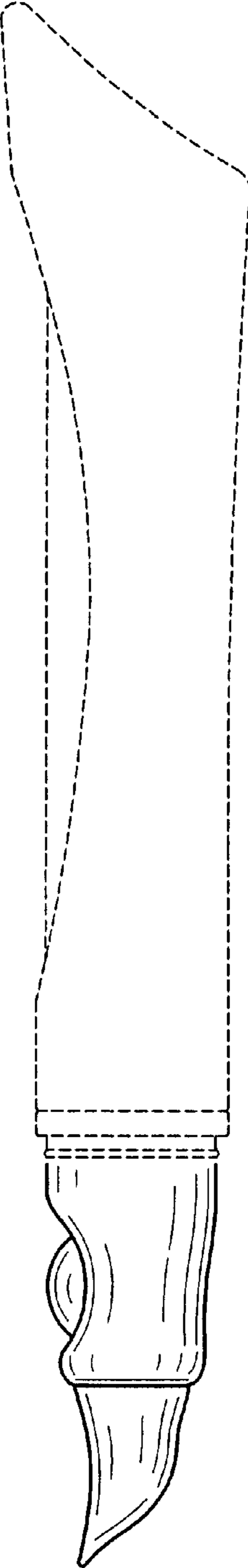


FIG. 3

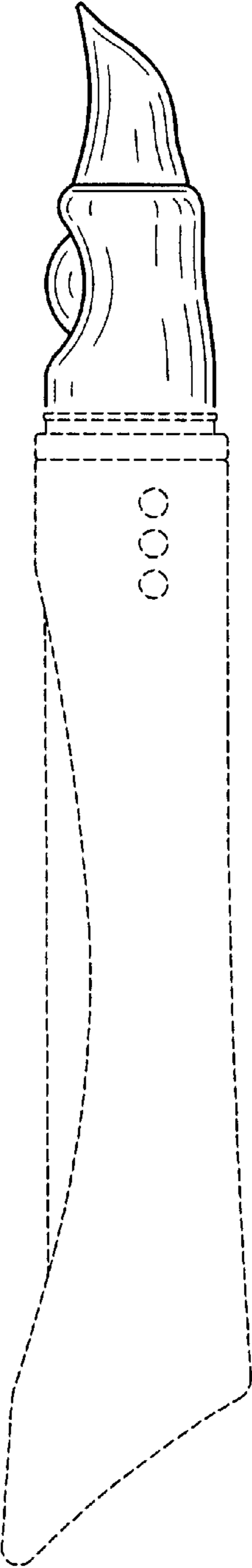


FIG. 4

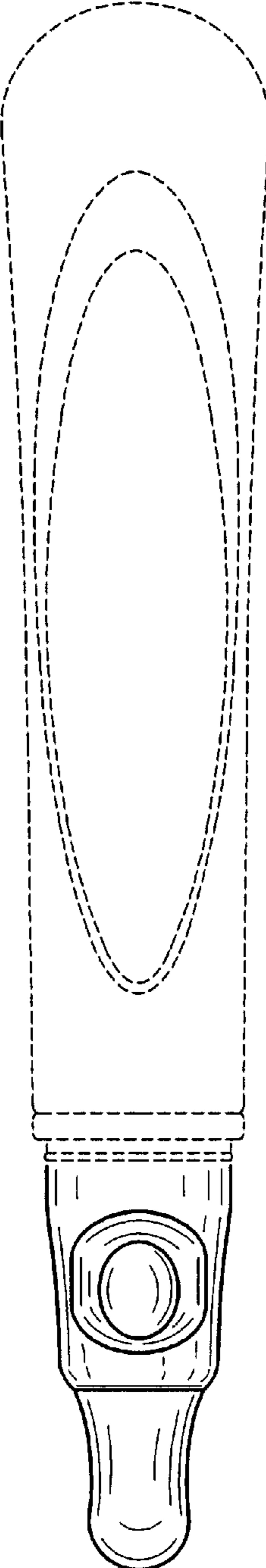


FIG. 5




FIG. 7

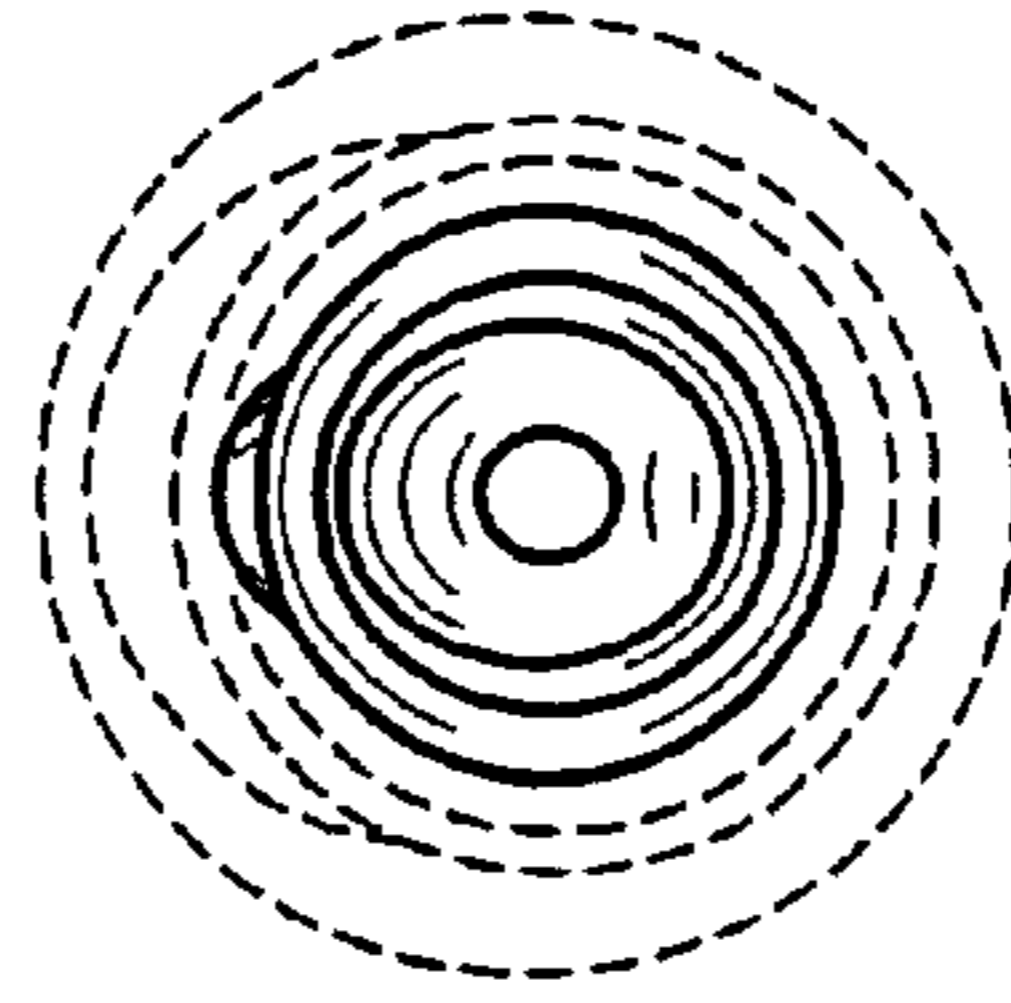
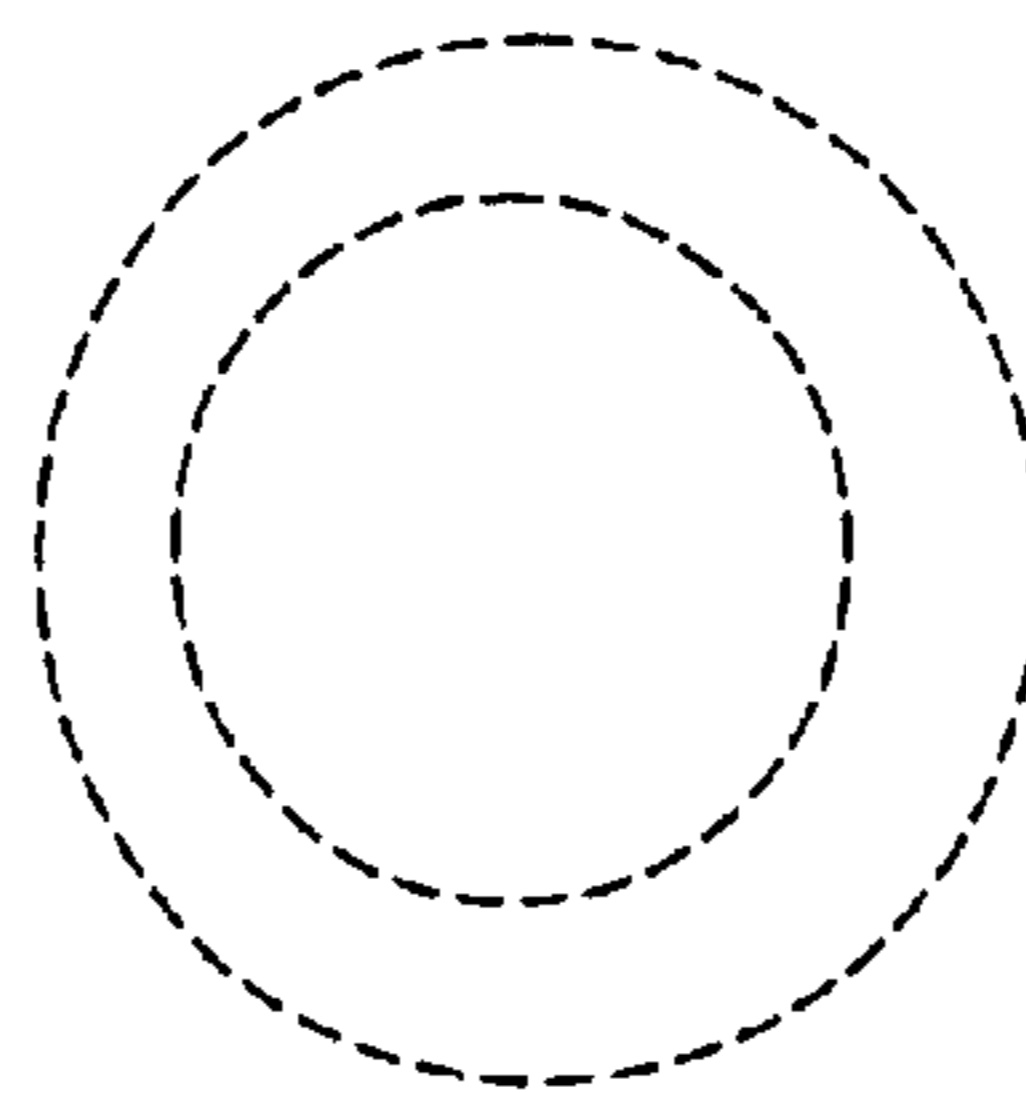


FIG. 6





UNITED STATES PATENT AND TRADEMARK OFFICE  
**CERTIFICATE OF CORRECTION**

PATENT NO. : Des. 543,469 S  
APPLICATION NO. : 29/214062  
DATED : May 29, 2007  
INVENTOR(S) : Daniel Py, Luz Gladys Valencia and Julian Chan

Page 1 of 1

It is certified that error appears in the above-identified patent and that said Letters Patent is hereby corrected as shown below:

Title Page, [75] Inventors, change "Gladys Luz-Valencia" to --Luz Gladys Valencia--;

Signed and Sealed this

First Day of July, 2008

A handwritten signature in black ink that reads "Jon W. Dudas". The signature is written in a cursive style with a large, looped initial "J".

JON W. DUDAS  
*Director of the United States Patent and Trademark Office*