

US00D543453S

(12) **United States Design Patent**
Fu et al.

(10) **Patent No.:** **US D543,453 S**

(45) **Date of Patent:** **** May 29, 2007**

(54) **BOX FOR CONTAINING COLLECTIBLE CARDS**

(75) Inventors: **David Fu**, Diamond Bar, CA (US);
Robert D. Shipp, Bel-Air, CA (US)

(73) Assignee: **Ultra Pro L.P.**, City of Commerce, CA (US)

(**) Term: **14 Years**

(21) Appl. No.: **29/231,542**

(22) Filed: **Jun. 6, 2005**

(51) **LOC (8) Cl.** **09-03**

(52) **U.S. Cl.** **D9/432**

(58) **Field of Classification Search** D9/414,
D9/423, 424, 426, 430, 432, 715, 721; D3/273,
D3/294, 302, 903; D28/83; 206/457, 774,
206/579, 6.1, 424, 527, 425

See application file for complete search history.

(56) **References Cited**

U.S. PATENT DOCUMENTS

D244,123 S	*	4/1977	Shiffman	D9/423
4,163,559 A		8/1979	Stenstrom		
D258,938 S	*	4/1981	Spitzer	D9/614
D261,234 S	*	10/1981	Abraham	D9/432
4,829,691 A		5/1989	Manjos et al.		
D306,973 S	*	4/1990	Kaplan	D9/423
4,979,619 A		12/1990	Hager		
D316,036 S	*	4/1991	Kaplan	D9/423
D327,423 S	*	6/1992	Turner-Adams	D9/655
5,154,292 A		10/1992	Bartucca et al.		

D332,399 S	*	1/1993	Neff	D9/423
D344,234 S	*	2/1994	Kaplan	D9/423
5,358,134 A		10/1994	Ripley et al.		
D380,153 S		6/1997	Riddell		
D381,198 S	*	7/1997	Just	D3/273
D392,563 S	*	3/1998	Iwanaga	D9/422
D401,146 S	*	11/1998	Srinual	D9/423
D401,850 S	*	12/1998	Srinual	D9/423
5,944,210 A		8/1999	Yetter		
D439,840 S	*	4/2001	Saulas	D9/431
6,400,247 B1		6/2002	King		

* cited by examiner

Primary Examiner—Stella Reid

Assistant Examiner—Mark Goodwin

(74) *Attorney, Agent, or Firm*—David Weiss

(57) **CLAIM**

The ornamental design for a box for containing collectible cards, as shown and described.

DESCRIPTION

FIG. 1 is a perspective view of a box for containing collectible cards, showing our new design;


FIG. 2 is a front elevation view thereof, the rear elevation view being a mirror image;

FIG. 3 is a left side elevation view thereof, the right side elevation view being a mirror image; and,

FIG. 4 is a top plan view thereof, the bottom plan view being a mirror image.

The stippling in FIGS. 1–4 represents a satiny appearance of exterior surfaces of the box.

1 Claim, 2 Drawing Sheets



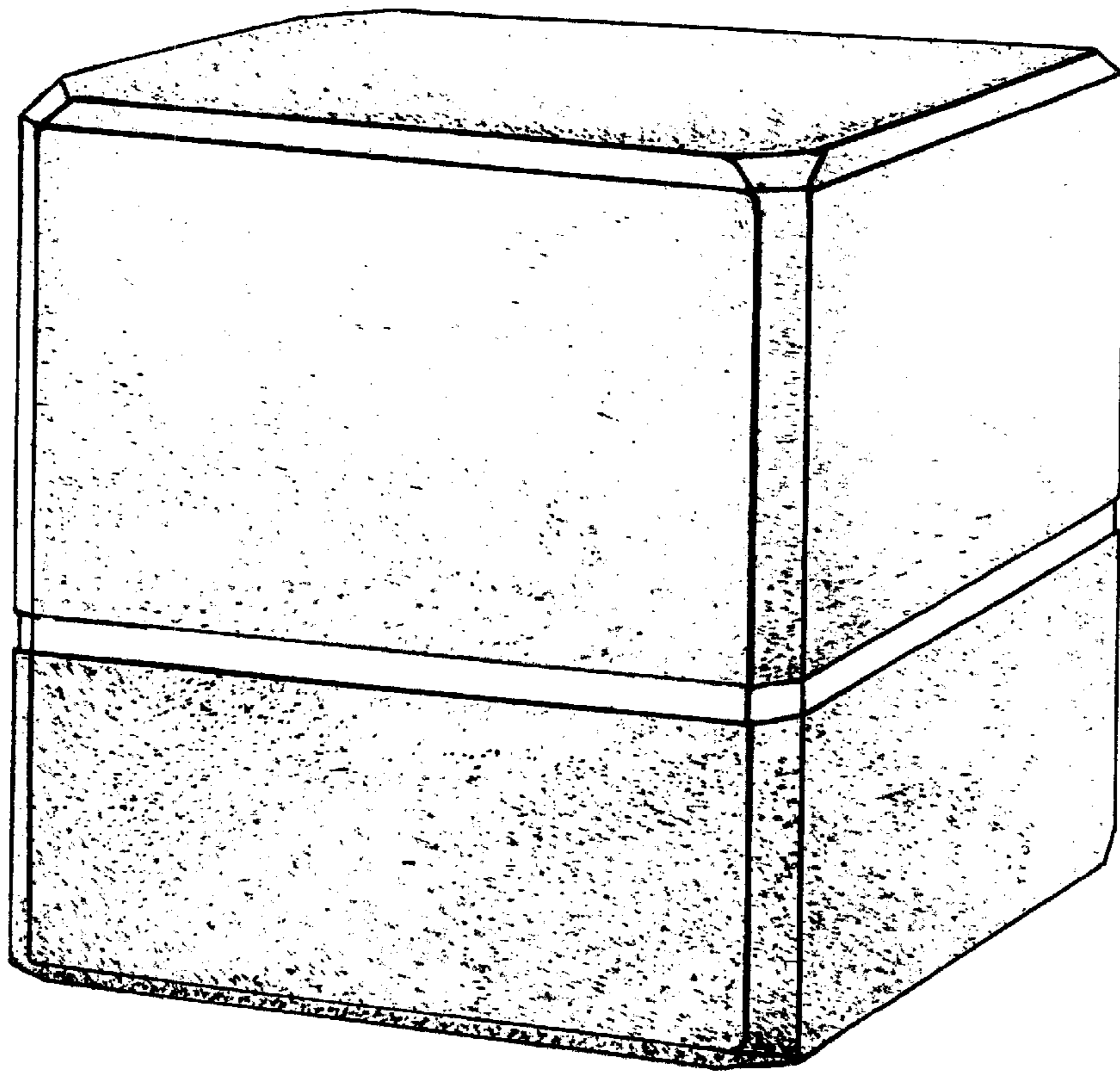


Fig. 1.

Fig. 2.




Fig. 3.




Fig. 4.

