



US00D543437S

(12) **United States Design Patent**
Mallory et al.

(10) **Patent No.:** **US D543,437 S**

(45) **Date of Patent:** **** May 29, 2007**

(54) **STORAGE BIN LATCH ASSEMBLY**

(75) Inventors: **Linsey K. Mallory**, Montesano, WA (US); **Patrick C. Moran**, Seattle, WA (US); **Ximana Rozo**, Seattle, WA (US); **Chris Samhammer**, Redmond, WA (US); **Richard K. Simms**, Redmond, WA (US); **Juliane B. Trummer**, Seattle, WA (US); **David A. Young**, Bellingham, WA (US)

(73) Assignee: **The Boeing Company**, Chicago, IL (US)

(**) Term: **14 Years**

(21) Appl. No.: **29/244,950**

(22) Filed: **Dec. 15, 2005**

(51) **LOC (8) Cl.** **08-07**

(52) **U.S. Cl.** **D8/330**

(58) **Field of Classification Search** D8/330-348,
D8/302, 306, 308; 70/57, 63, 78, 84, 99,
70/101, 141, 208; 292/336.3, DIG. 31; 340/687,
340/542, 680, 686.1; 361/801, 726, 747,
361/54

See application file for complete search history.

(56) **References Cited**

U.S. PATENT DOCUMENTS

D219,095 S * 11/1970 Allen, Jr. D8/306
D303,617 S * 9/1989 Russell et al. D8/306

D303,618 S * 9/1989 Russell et al. D8/306
D303,619 S * 9/1989 Russell et al. D8/313
D303,620 S * 9/1989 Russell et al. D8/313
D303,621 S * 9/1989 Russell et al. D8/313
6,340,933 B1 * 1/2002 Chen et al. 340/687
D465,142 S * 11/2002 Weinerman et al. D8/302
6,829,150 B2 * 12/2004 Larson 361/801

OTHER PUBLICATIONS

Unknown author, Touchy Subject, Aircraft Interiors International, Sep. 2005, pp. 63-68, UK & International Press, United Kingdom.

* cited by examiner

Primary Examiner—Mitchell Siegel

(74) *Attorney, Agent, or Firm*—Ostrager Chong Flaherty & Broitman PC

(57) **CLAIM**

The ornamental design for a storage bin latch assembly, as shown and described.

DESCRIPTION

FIG. 1 is a perspective view of a bin latch embodying our new design;

FIG. 2 is a front elevational view thereof;

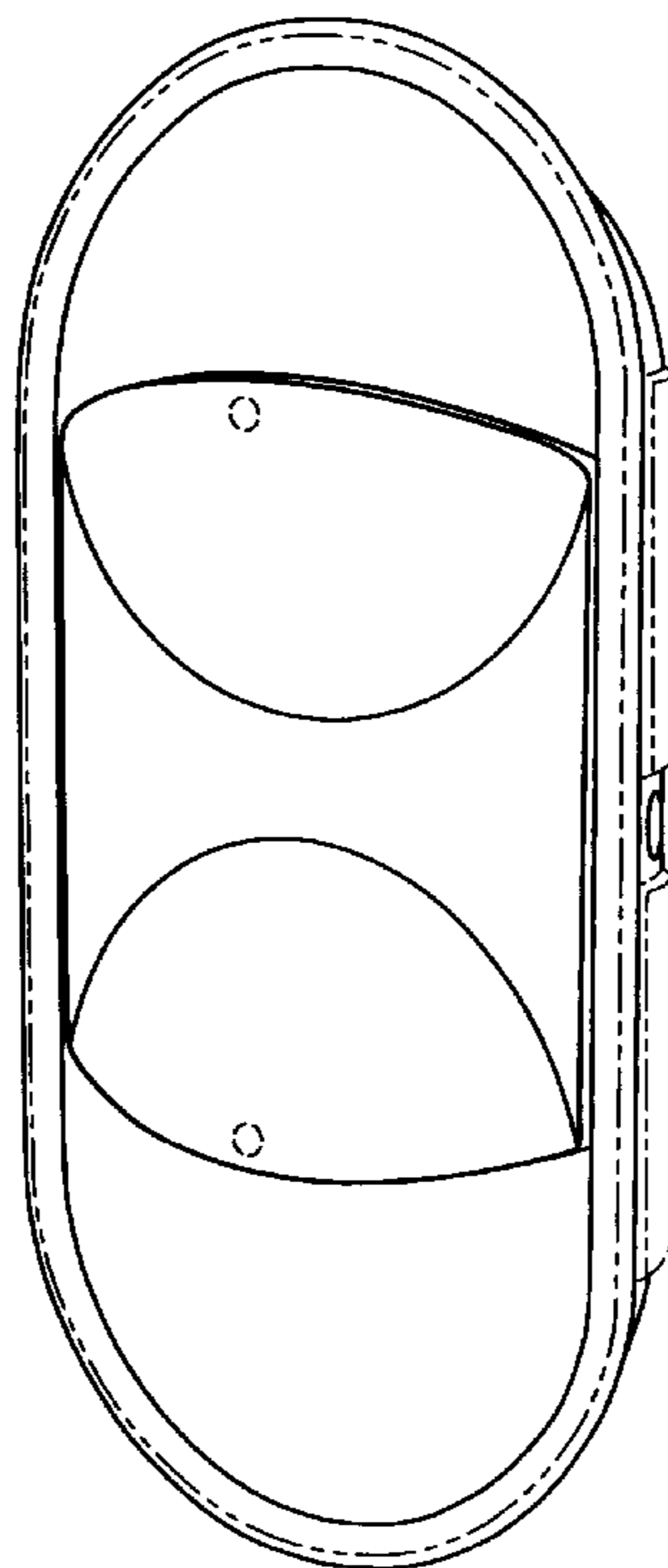
FIG. 3 is an end elevational view thereof;

FIG. 4 is a side elevational view thereof; and,

FIG. 5 is an alternative front elevational view thereof.

The broken line showing is for illustrative purposes only and forms no part of the claimed design.

1 Claim, 2 Drawing Sheets



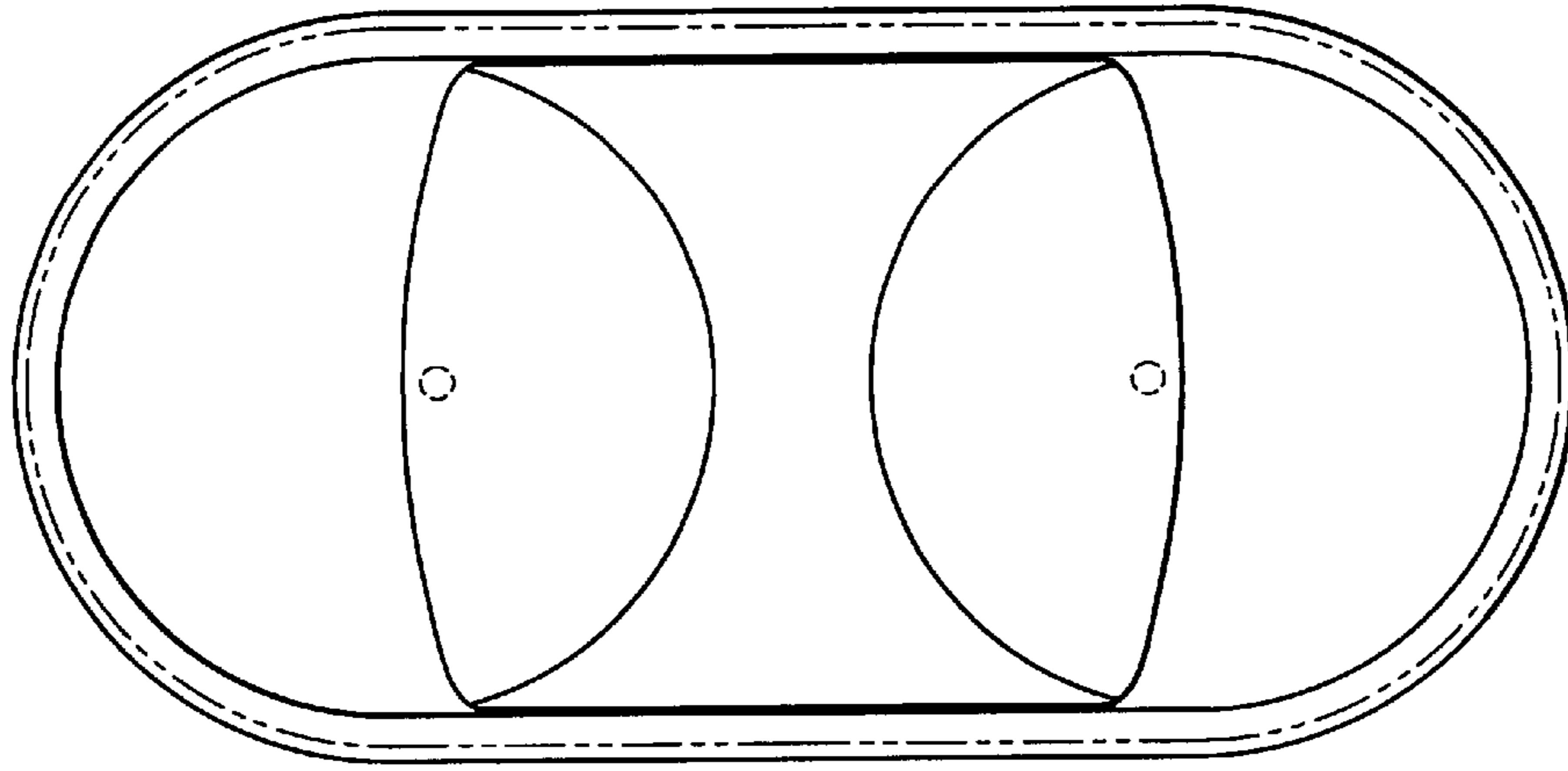


FIG. 2

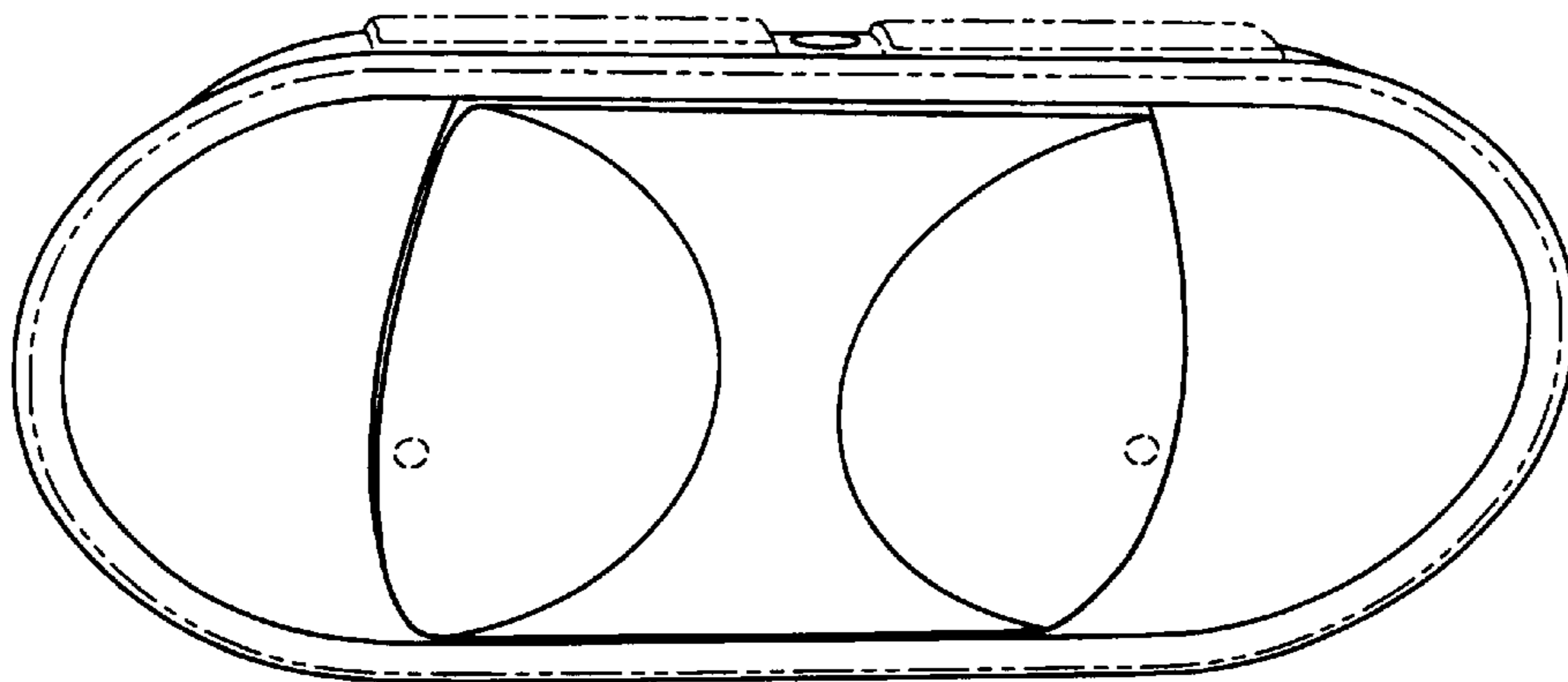


FIG. 1

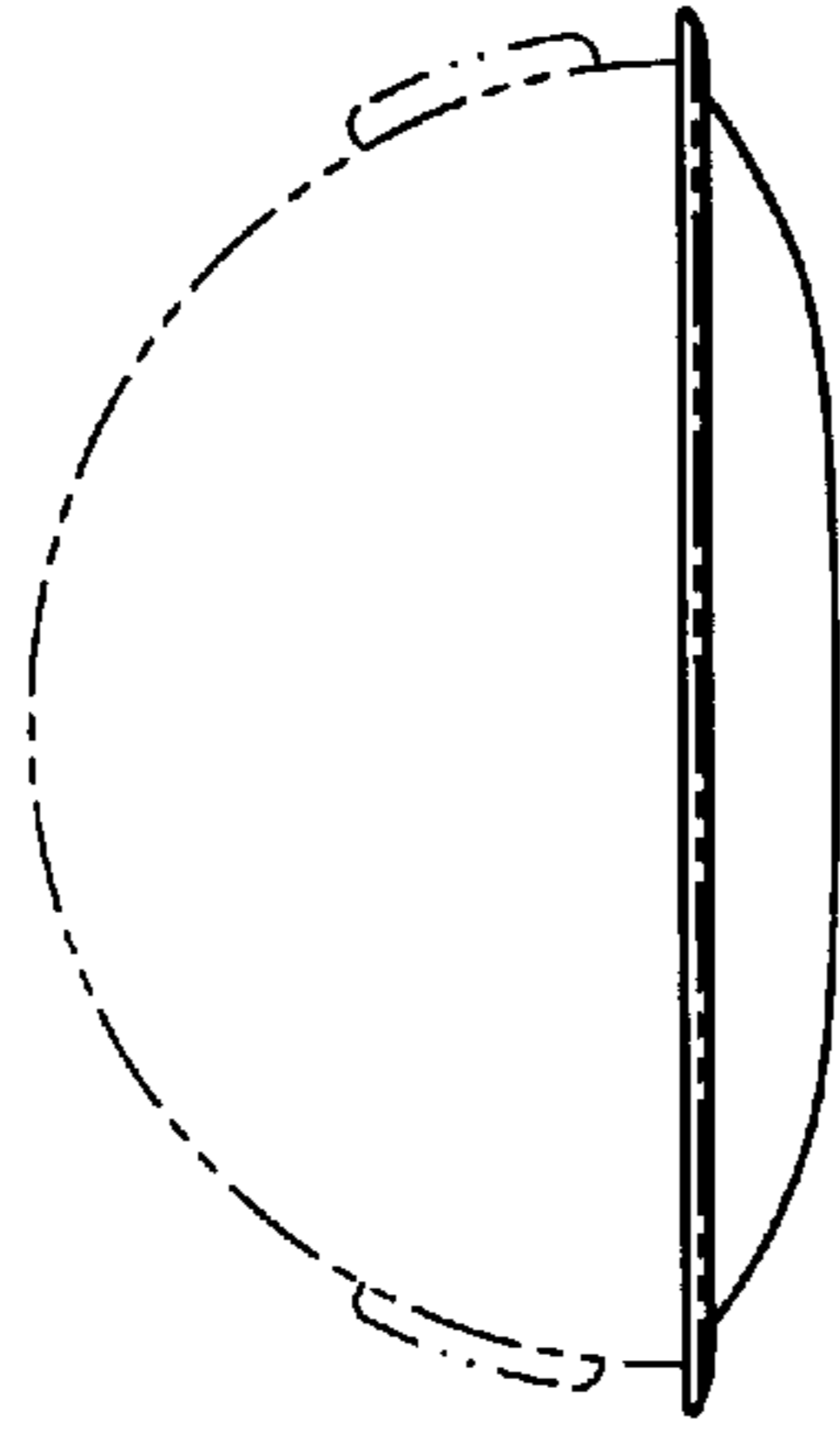


FIG. 3

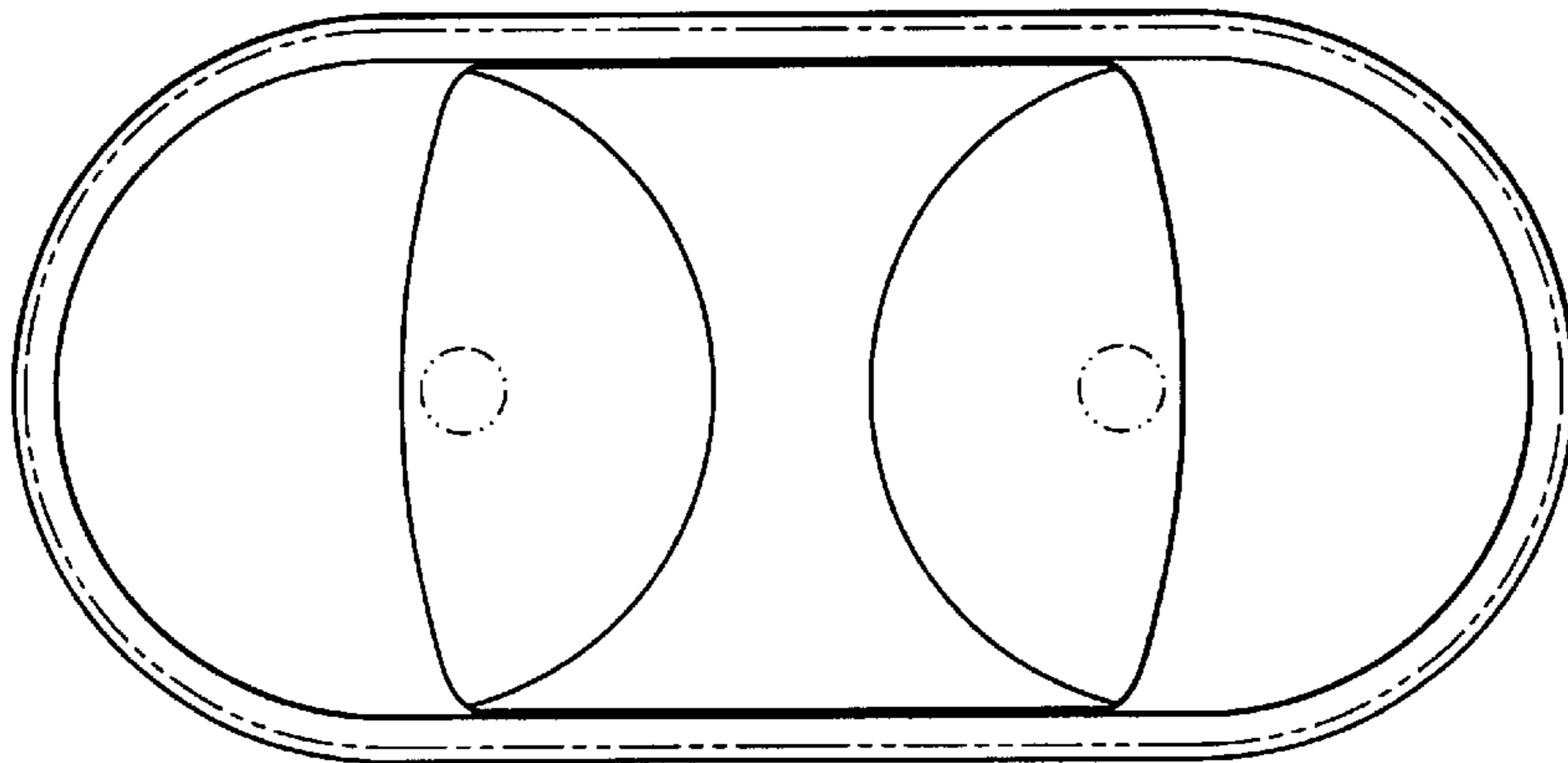


FIG. 5

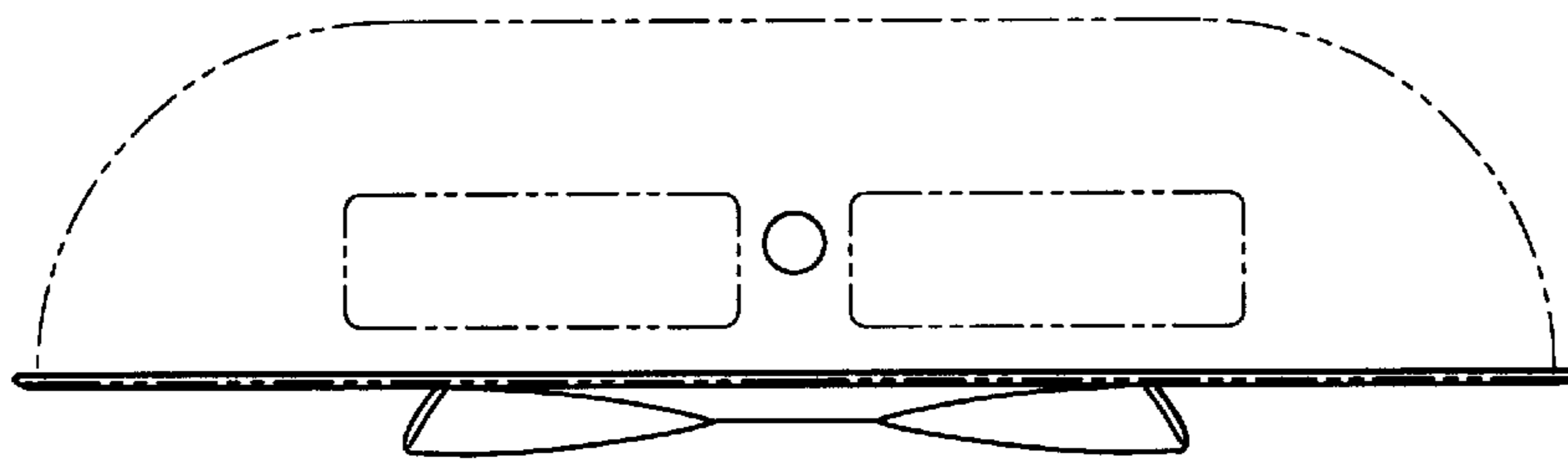


FIG. 4

UNITED STATES PATENT AND TRADEMARK OFFICE
CERTIFICATE OF CORRECTION

PATENT NO. : Des. 543,437 S
APPLICATION NO. : 29/244950
DATED : May 29, 2007
INVENTOR(S) : Linsey Mallory et al.

Page 1 of 1

It is certified that error appears in the above-identified patent and that said Letters Patent is hereby corrected as shown below:

Title page, item [75]
Change "Ximana Rozo" to -- Ximena Rozo --.

Signed and Sealed this

Thirteenth Day of May, 2008

A handwritten signature in black ink that reads "Jon W. Dudas". The signature is written in a cursive style with a large, looped initial "J".

JON W. DUDAS
Director of the United States Patent and Trademark Office