



US00D543430S

(12) **United States Design Patent**
Barr et al.

(10) **Patent No.:** **US D543,430 S**

(45) **Date of Patent:** **** May 29, 2007**

(54) **ELECTRIC KNIFE SHARPENER**

(75) Inventors: **David E. Barr**, Christiana, PA (US);
Daniel D. Friel, Jr., Kennett Square,
PA (US)

(73) Assignee: **Edgcraft Corporation**, Avondale, PA
(US)

(**) Term: **14 Years**

(21) Appl. No.: **29/261,851**

(22) Filed: **Jun. 21, 2006**

D310,620 S	9/1990	Friel	
5,005,319 A	4/1991	Friel	
D328,410 S	8/1992	Friel	
5,611,726 A	3/1997	Friel	
D409,891 S	5/1999	Friel	
6,012,971 A *	1/2000	Friel et al.	451/45
6,113,476 A	9/2000	Friel	
6,267,652 B1	7/2001	Friel	
D491,783 S *	6/2004	Ikegaki et al.	D8/63
6,802,763 B1	10/2004	Leung	
6,863,600 B2	3/2005	Friel	
6,875,093 B2	4/2005	Friel	
6,932,683 B2 *	8/2005	Li	451/193

* cited by examiner

Related U.S. Application Data

(63) Continuation of application No. 29/225,028, filed on Mar. 10, 2005, now abandoned.

(51) **LOC (8) Cl.** **08-05**

(52) **U.S. Cl.** **D8/63**

(58) **Field of Classification Search** D8/63,
D8/91, 93; 451/163, 193, 241, 259, 267,
451/282, 293; 76/82

See application file for complete search history.

(56) **References Cited**

U.S. PATENT DOCUMENTS

3,332,173 A	7/1967	McMaster et al.	
D284,736 S *	7/1986	Kawai et al.	D8/93
4,807,399 A	2/1989	Friel	
D303,209 S	9/1989	Friel	

Primary Examiner—Cathron C. Brooks
Assistant Examiner—Austin Murphy

(57) **CLAIM**

The ornamental design for an electric knife sharpener, as shown and described.

DESCRIPTION

FIG. 1 is a left side elevational view of an electric knife sharpener showing our new design; FIG. 2 is a top plan view thereof; FIG. 3 is a front elevational view thereof with the rear elevational view being identical; FIG. 4 is a right side elevational view thereof; and, FIG. 5 is a bottom plan view thereof.

1 Claim, 2 Drawing Sheets

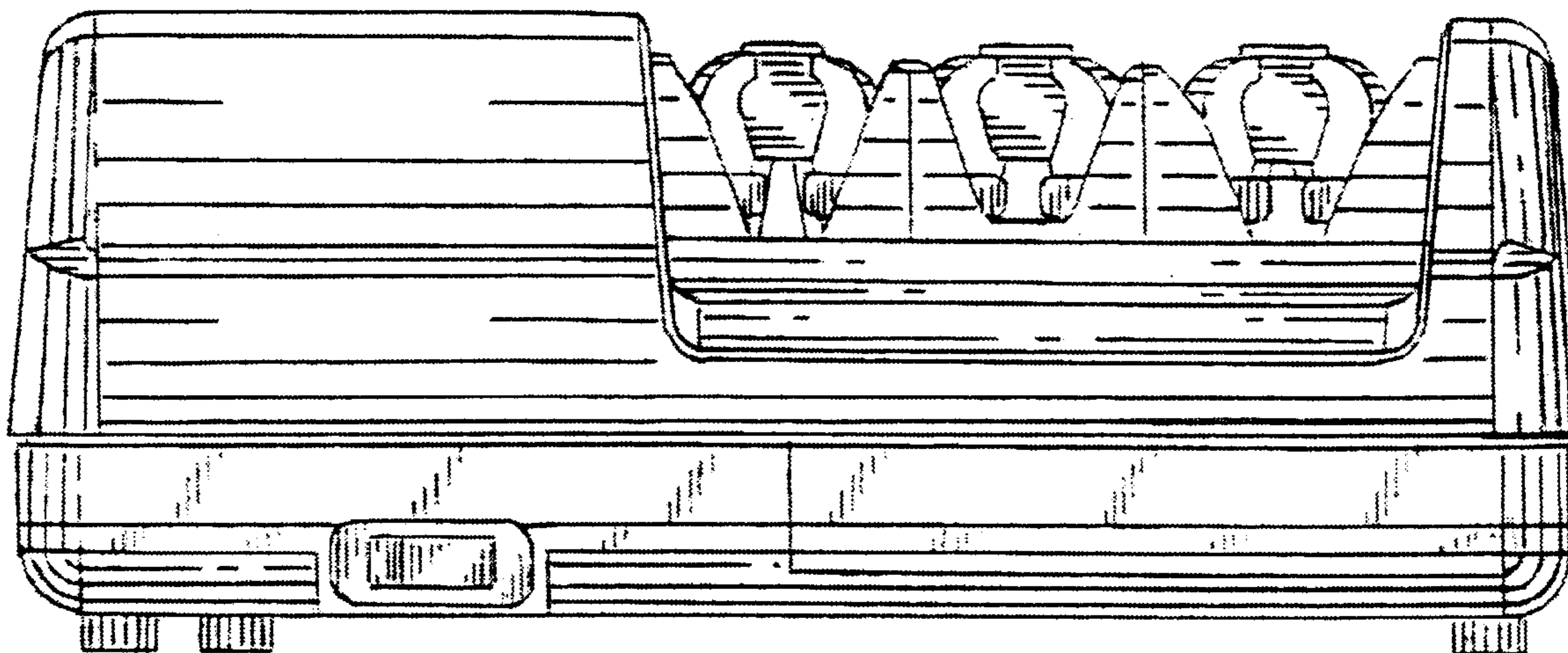


Fig. 2.

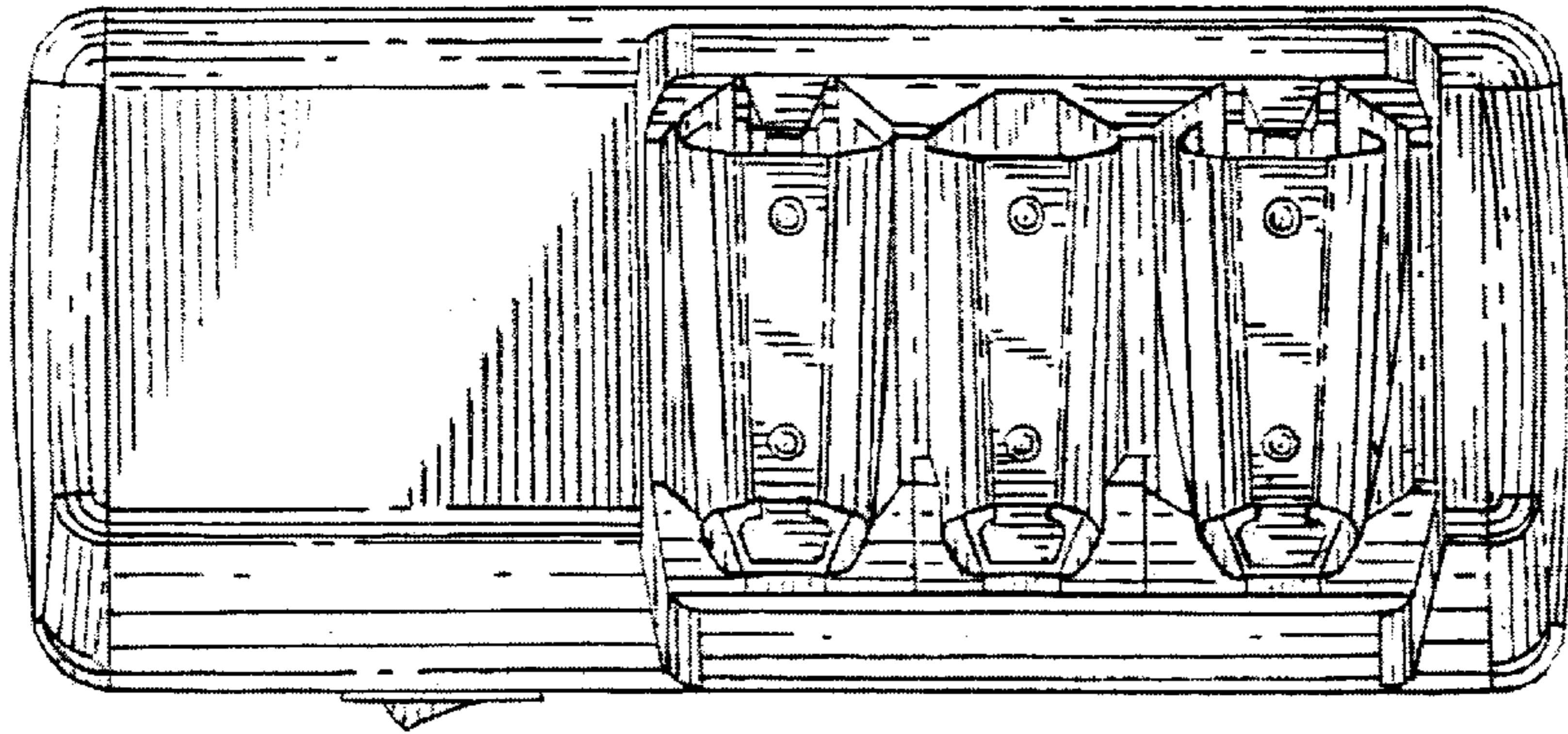


Fig. 1.

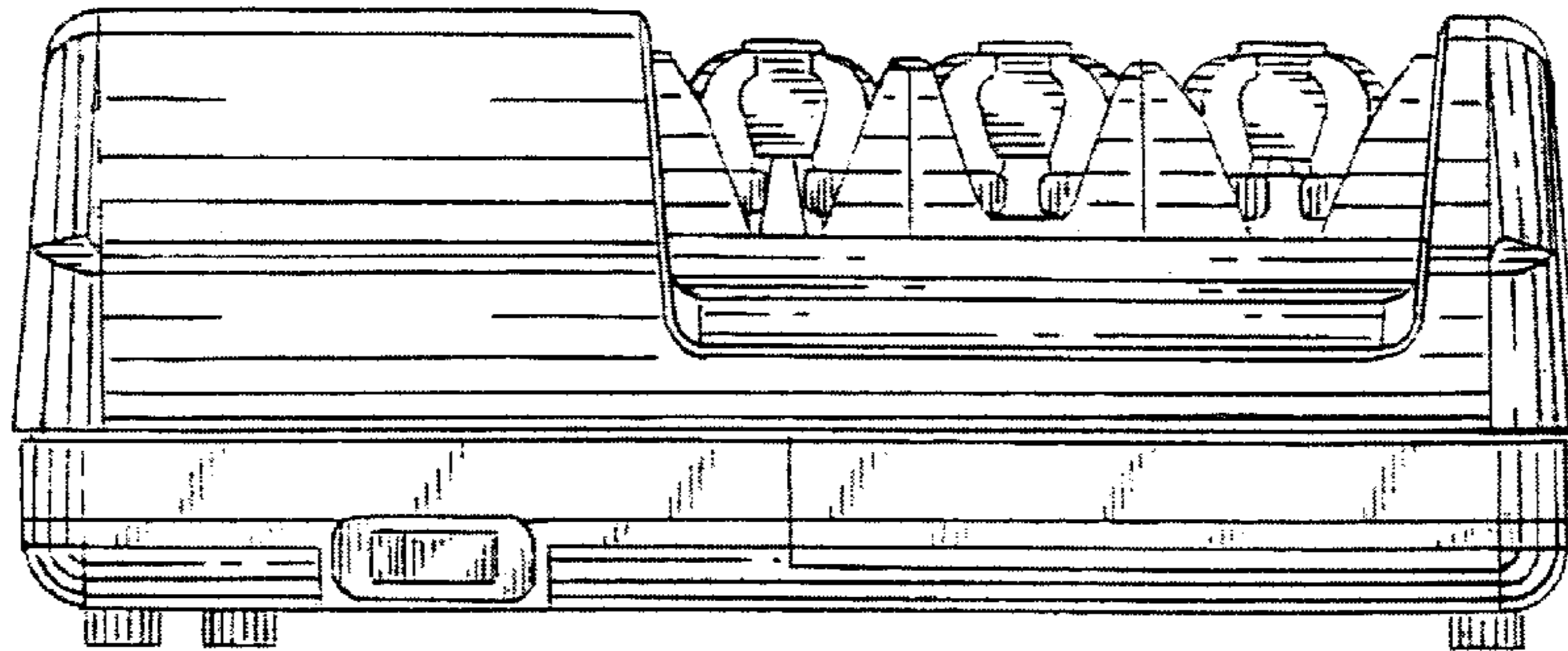


Fig. 4.




Fig. 5.

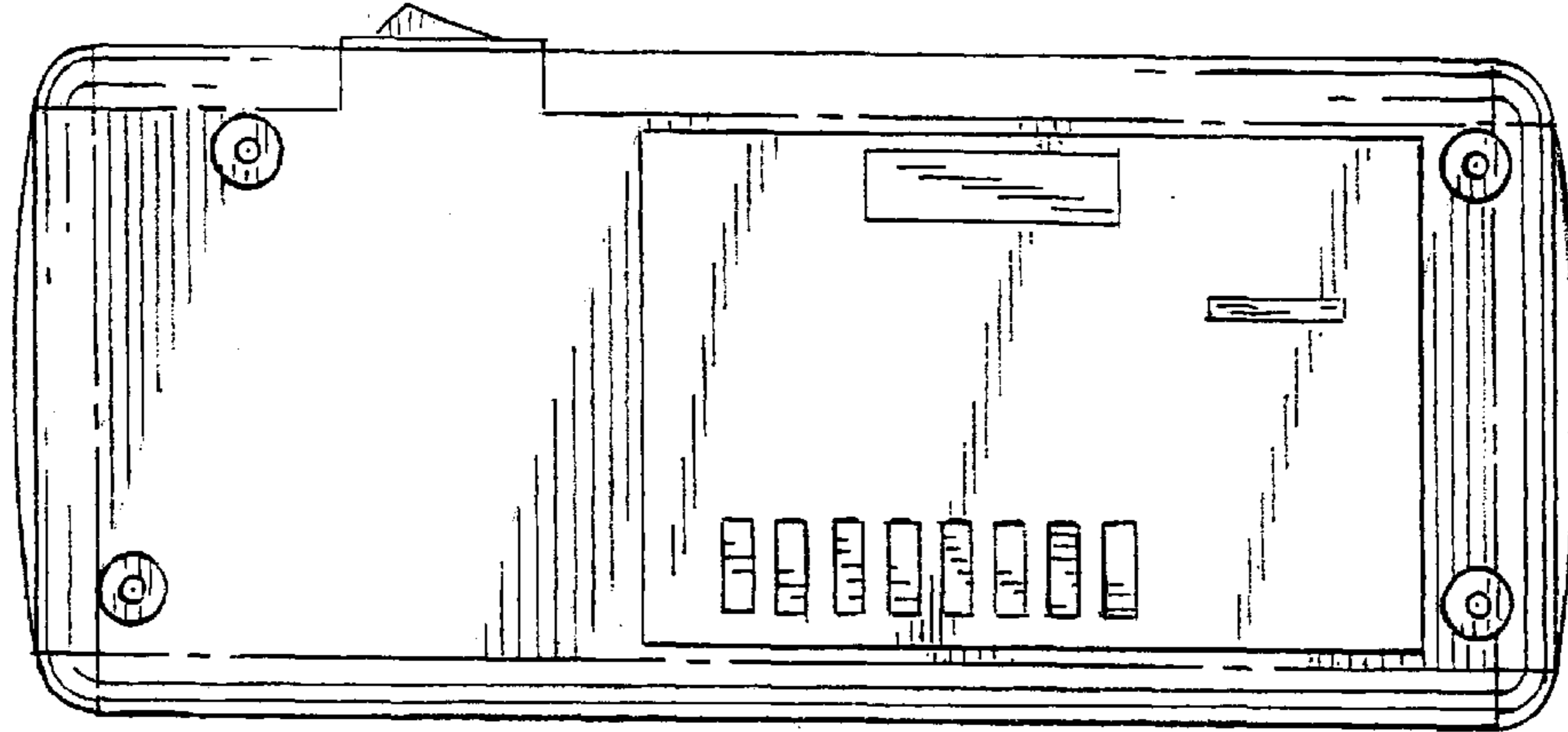


Fig. 3.

