

US00D543424S

(12) **United States Design Patent**
Miller

(10) **Patent No.:** **US D543,424 S**

(45) **Date of Patent:** **** May 29, 2007**

(54) **LAWN AND GARDEN TOOL HANDLE**

(75) Inventor: **G. Ray Miller**, Dallas, TX (US)

(73) Assignee: **Youroutdoors, Inc.**, Brandon, FL (US)

(**) Term: **14 Years**

(21) Appl. No.: **29/232,531**

(22) Filed: **Jun. 21, 2005**

(51) **LOC (8) Cl.** **08-01**

(52) **U.S. Cl.** **D8/1**

(58) **Field of Classification Search** D8/1,
D8/4, 6; D15/12; D17/22; D2/4, 317; D21/793
See application file for complete search history.

(56) **References Cited**

U.S. PATENT DOCUMENTS

D32,524 S	*	4/1900	Spencer	D2/643
2,096,940 A	*	10/1937	Platt	16/444
D249,629 S	*	9/1978	Droegemuller	D8/1
4,825,600 A	*	5/1989	Osgood, Sr.	52/4
5,188,340 A	*	2/1993	Green	254/132
5,782,518 A	*	7/1998	Scruggs	294/57
D410,269 S	*	5/1999	Byrd	D21/793
D427,029 S	*	6/2000	Pottmeyer	D8/1

7,121,599 B2 * 10/2006 Demar et al. 294/60

* cited by examiner

Primary Examiner—Holly H. Baynham

Assistant Examiner—Sheryl Friedman

(74) *Attorney, Agent, or Firm*—Chernow Katz LLC

(57) **CLAIM**

The ornamental design for a lawn and garden tool handle, as shown and described.

DESCRIPTION

FIG. 1 is an perspective view of the present invention;
FIG. 2 is a front view of the present invention, the rear being
a mirror image

FIG. 3 is a side view of the present invention;

FIG. 4 is a top view of the present invention;

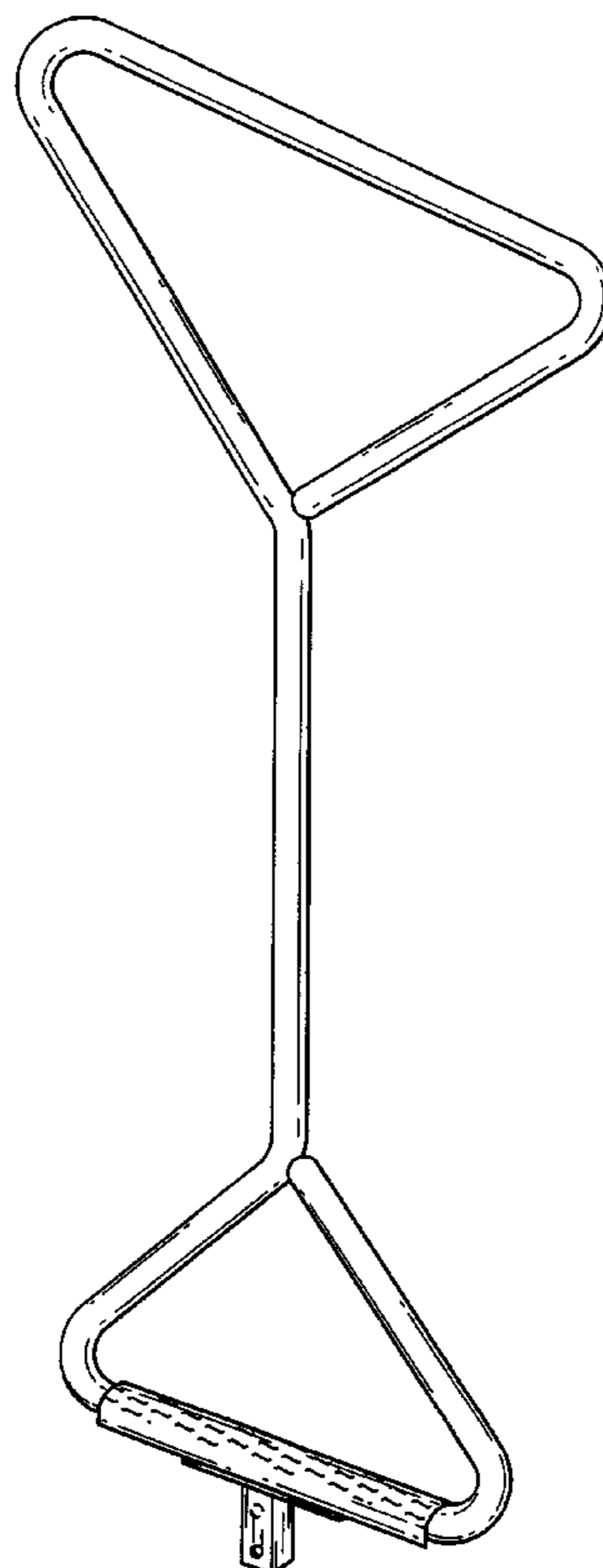
FIG. 5 is a bottom view of the present invention;

FIG. 6 is a first environmental perspective view of the
present invention; and,

FIG. 7 is a second environmental perspective view of the
present invention.

The broken line showing of a dibble and a shovel are for
illustrative purposes only and form no part of the claimed
design.

1 Claim, 4 Drawing Sheets



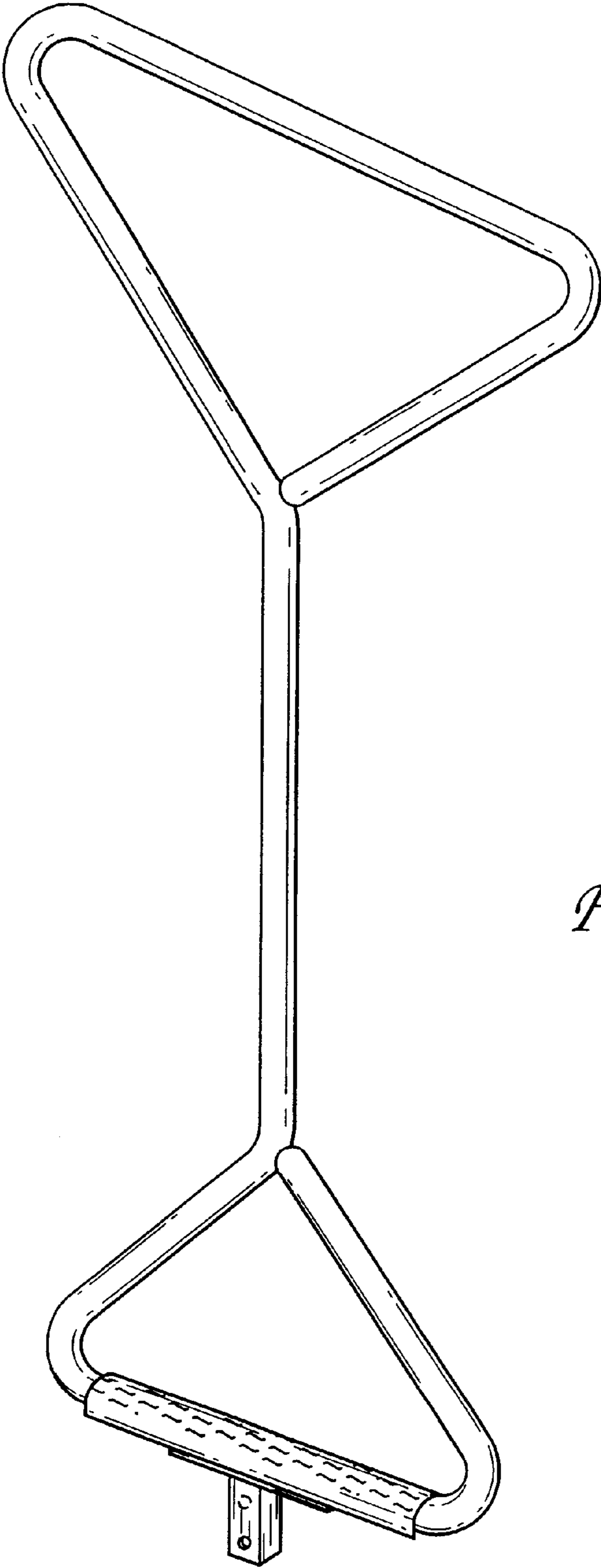


FIG. 1

FIG. 4

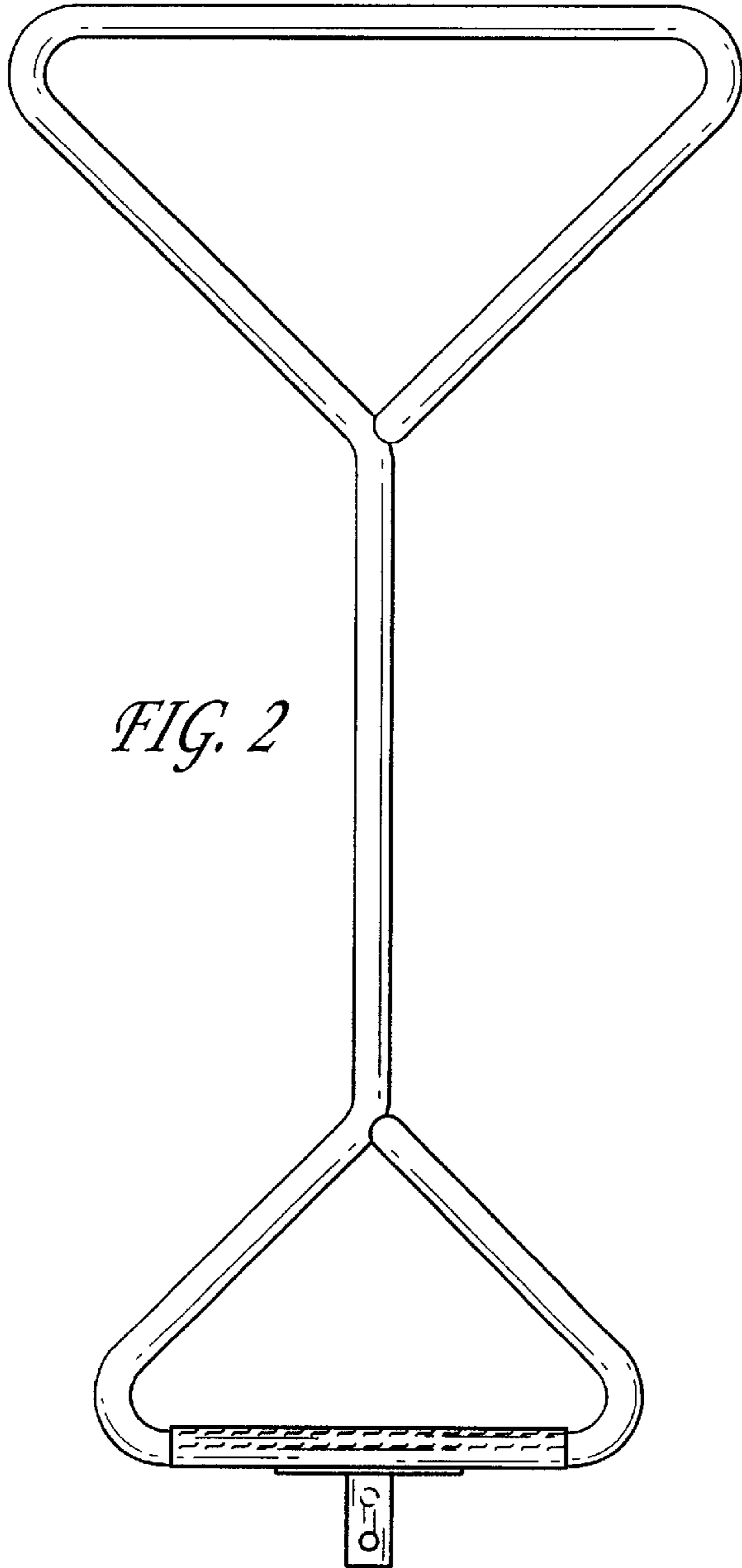



FIG. 2

FIG. 3



FIG. 5

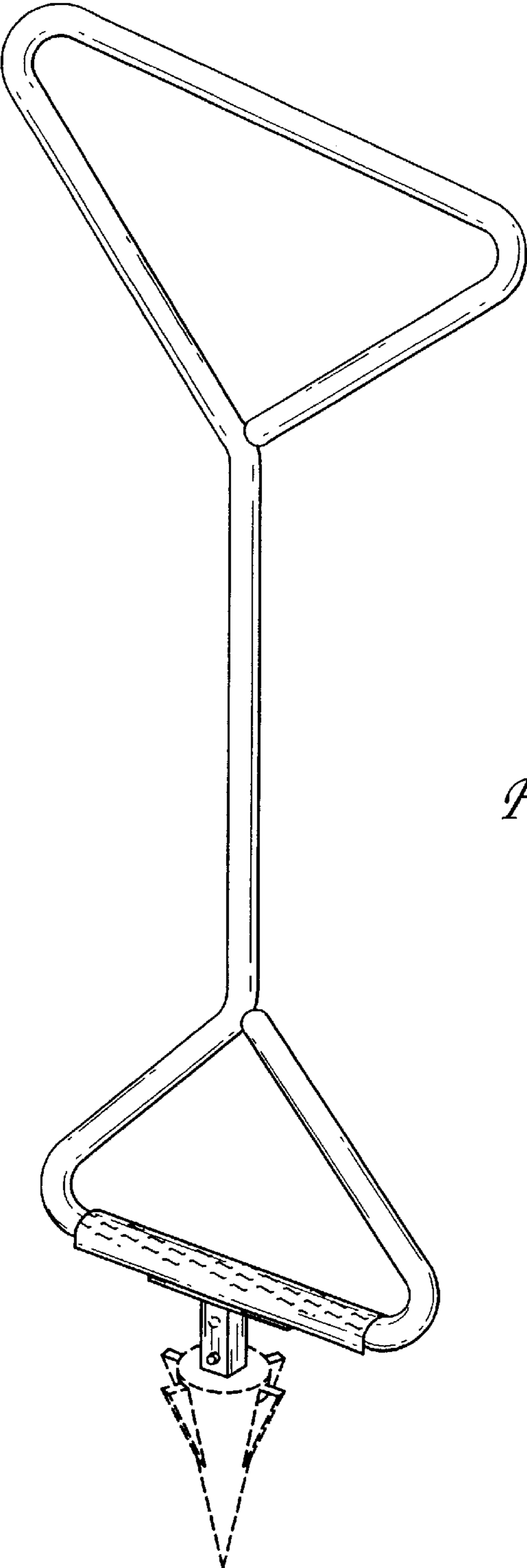


FIG. 6

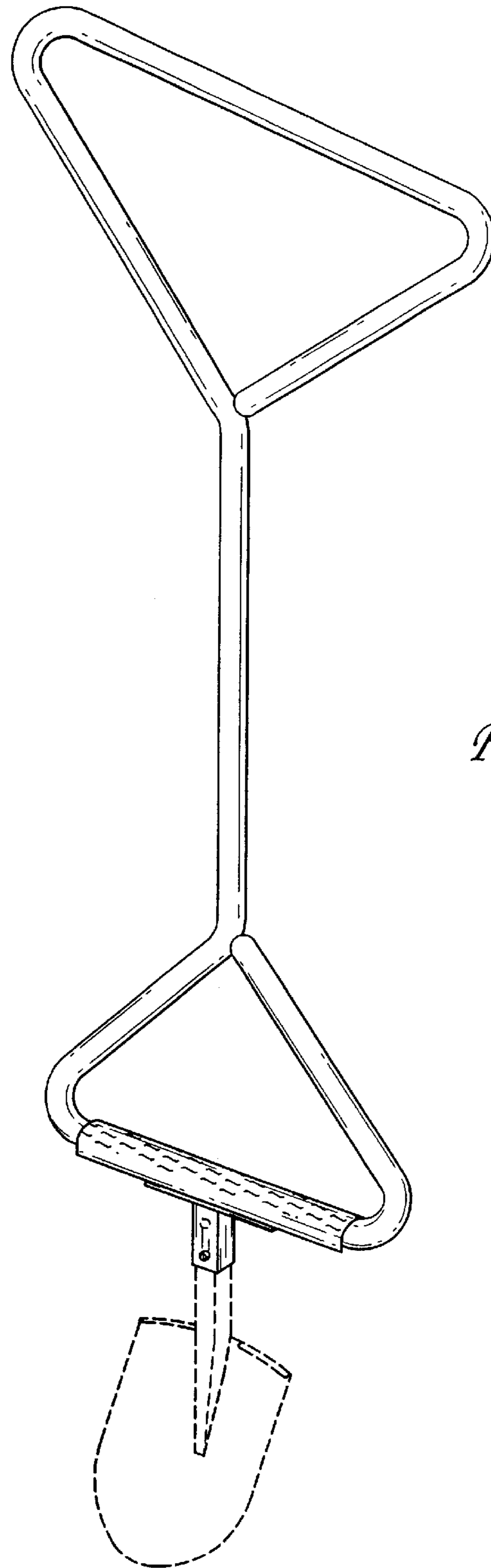


FIG. 7