



US00D543401S

(12) **United States Design Patent**
Coonan

(10) **Patent No.:** **US D543,401 S**

(45) **Date of Patent:** **** May 29, 2007**

(54) **FIELD TOWEL CONTAINER AND DISPENSER**

(75) Inventor: **Jack Coonan**, St. Paul, MN (US)

(73) Assignee: **Hoo-AHHS, LLC**, St. Paul, MN (US)

(**) Term: **14 Years**

(21) Appl. No.: **29/218,859**

(22) Filed: **Dec. 8, 2004**

(51) **LOC (8) Cl.** **20-02**

(52) **U.S. Cl.** **D6/518**

(58) **Field of Classification Search** D6/515-523;
D9/307, 324, 332, 414, 416, 433; 206/391,
206/812, 824; 211/13.1, 45; 222/173, 180;
221/282-283, 33, 26; 248/309.1, 309.2; D23/351
See application file for complete search history.

(56) **References Cited**

U.S. PATENT DOCUMENTS

3,291,374	A	12/1966	Lepsito et al.	383/200
D214,463	S	*	6/1969	Warnberg D6/518
4,739,879	A	4/1988	Nakamura	206/205
4,840,270	A	6/1989	Caputo et al.	206/205
4,863,064	A	9/1989	Dailey, III	221/48
5,145,091	A	9/1992	Meyers	221/45
D348,389	S	*	7/1994	Nigro D6/515
D363,023	S	*	10/1995	Taylor D9/307
5,582,294	A	12/1996	Yamada	206/494
D379,043	S	*	5/1997	Malley D6/515
D394,604	S	5/1998	Skiba et al.	D9/305
D403,123	S	*	12/1998	Sgariboldi D9/307
5,938,013	A	8/1999	Palumbo et al.	206/210
D414,407	S	9/1999	Simburger et al.	D9/305

6,065,591	A	5/2000	Dill et al.	206/233
6,296,144	B1	10/2001	Tanaka et al.	221/45
6,309,105	B1	10/2001	Palumbo	383/211
6,419,114	B1	7/2002	Lenz et al.	221/47
D487,224	S	*	3/2004	Coonan D9/307
D492,758	S	*	7/2004	Burbridge D23/351
D521,779	S	*	5/2006	Coonan D6/518

FOREIGN PATENT DOCUMENTS

EP	0760343	A1	3/1997
EP	0930243	A1	7/1999
JP	2001145582	A	6/1999
JP	2001145582	A2	5/2001

* cited by examiner

Primary Examiner—Brian N Vinson

(74) *Attorney, Agent, or Firm*—Michael A. Essien;
Fondungallah Kigham & Essien, LLC

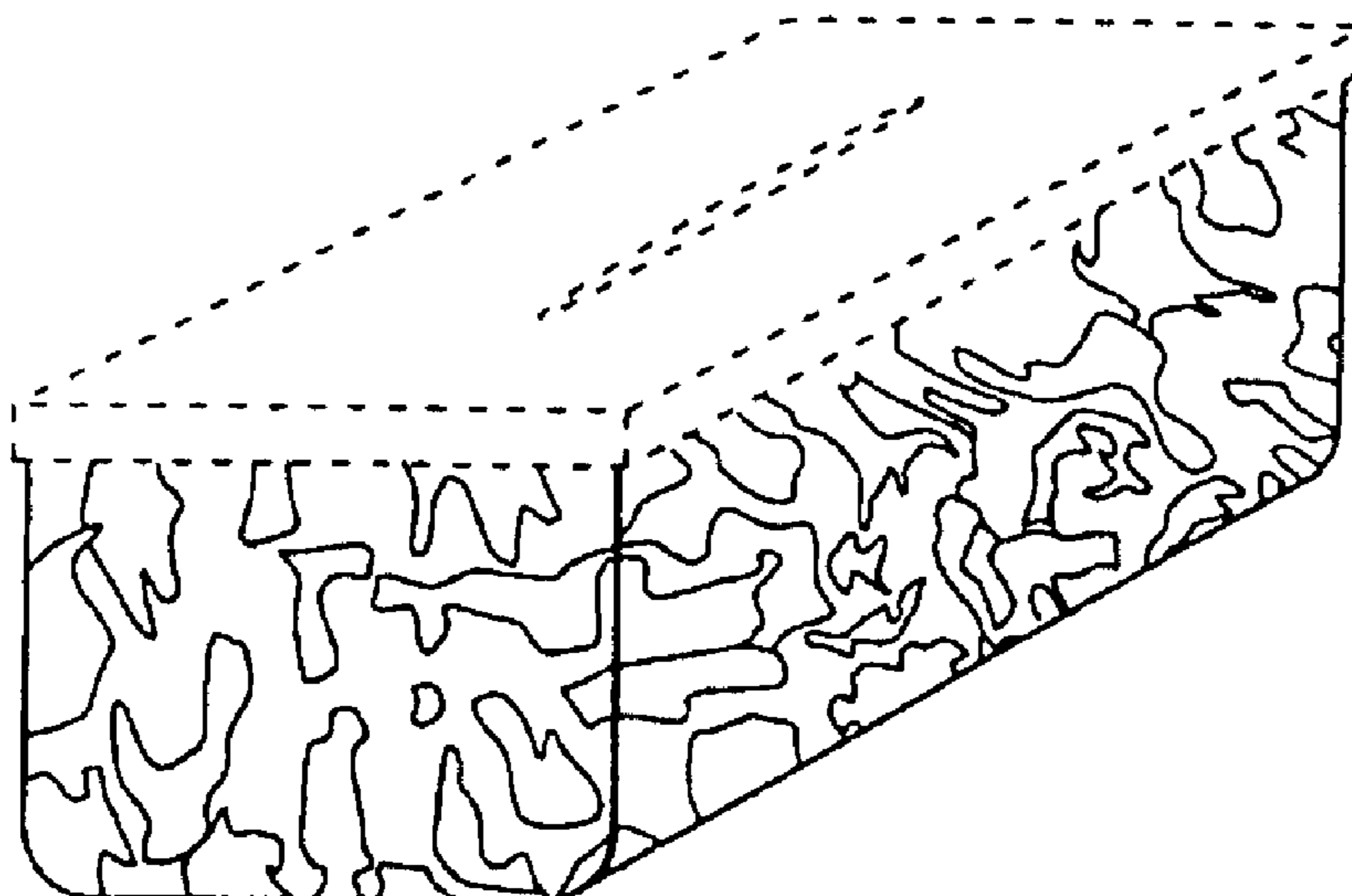
(57) **CLAIM**

The ornamental design for a field towel container and dispenser, as shown and described.

DESCRIPTION

FIG. 1 is a perspective view of a field towel container and dispenser showing my new design;
FIG. 2 is an end elevational view thereof;
FIG. 3 is a side elevational view thereof;
FIG. 4 is a bottom plan view thereof; and,
FIG. 5 is a top plan view thereof.
The broken-line disclosure in the views is understood to indicate unclaimed subject matter forming no part of the claimed design.

1 Claim, 1 Drawing Sheet



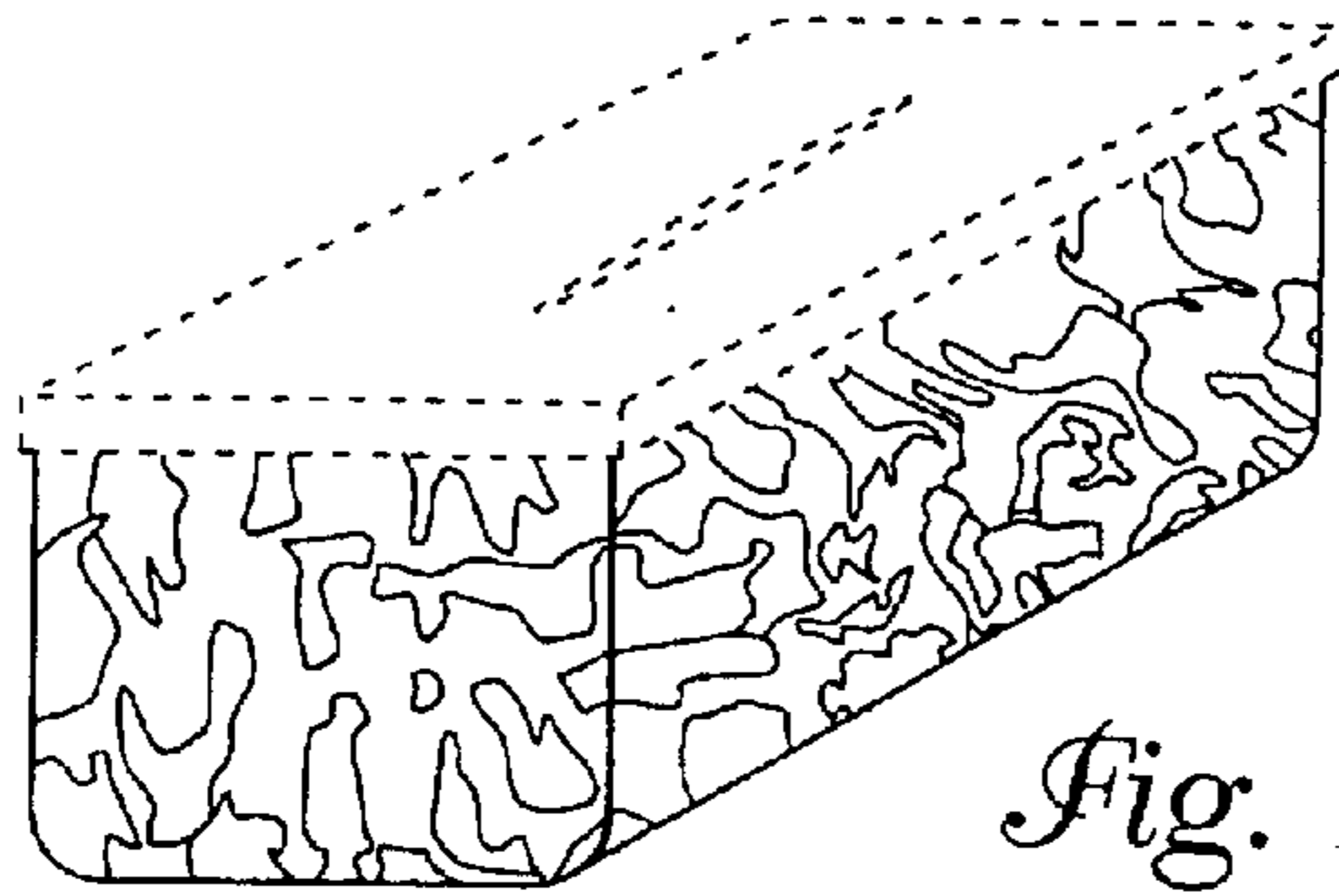


Fig. 1




Fig. 2

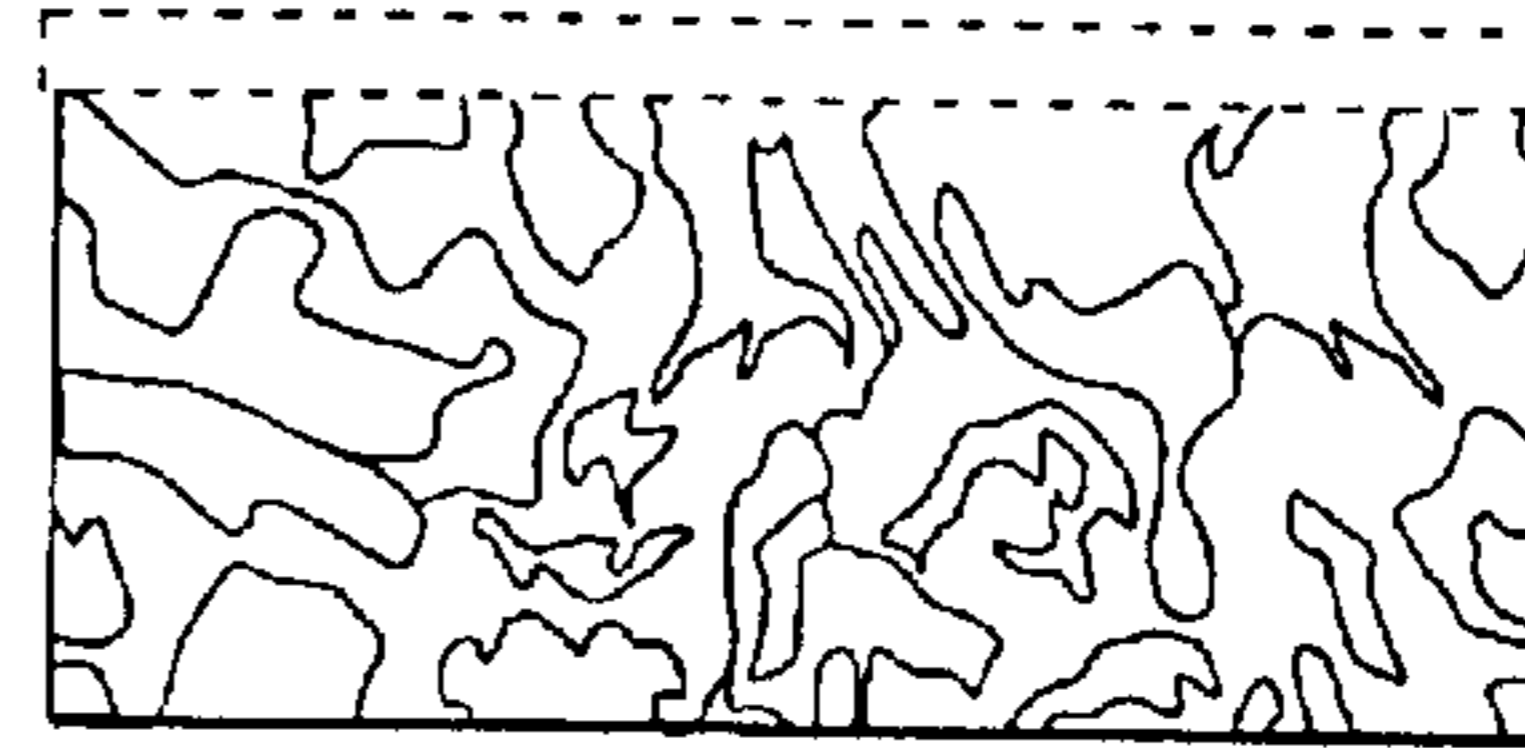


Fig. 3

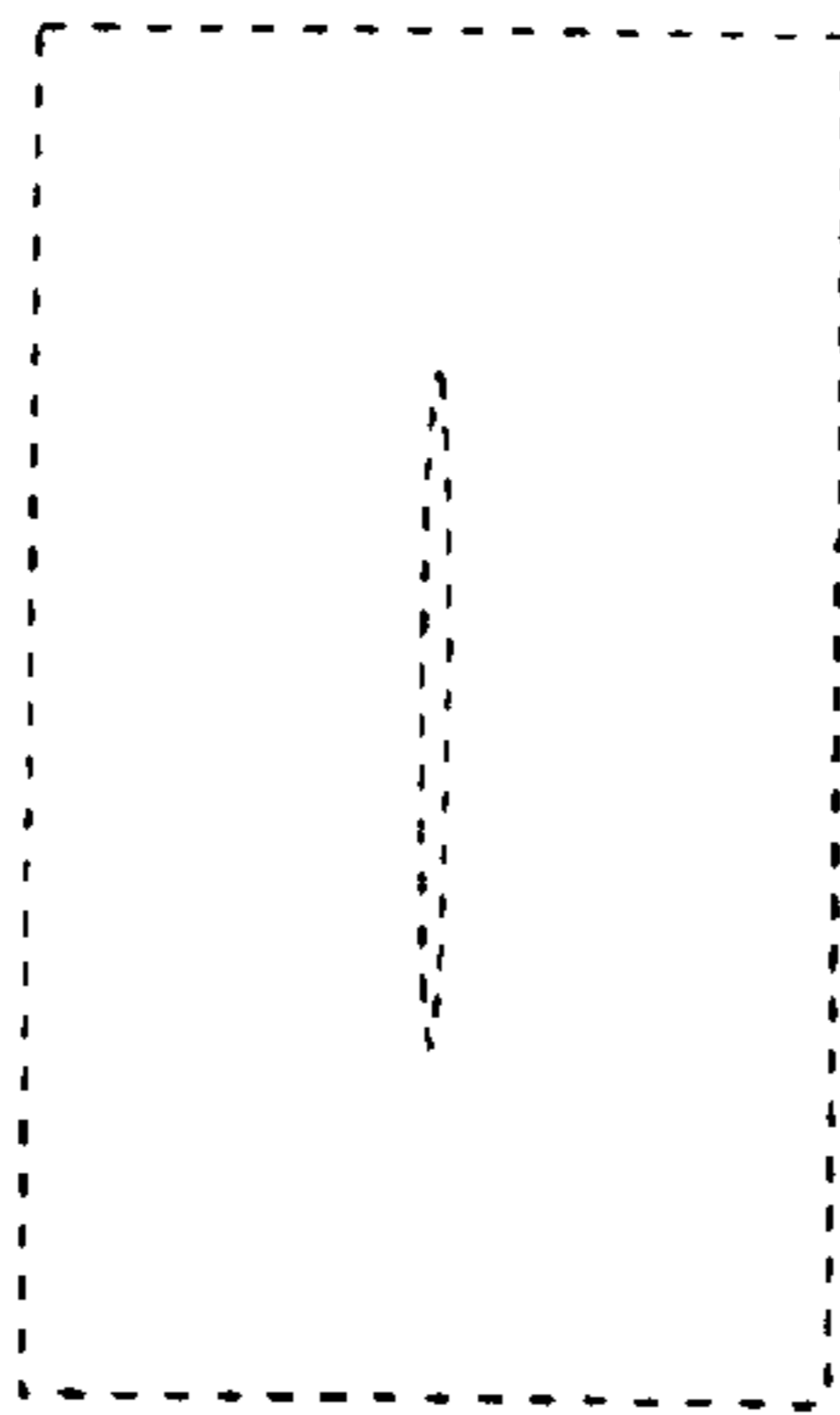


Fig. 5

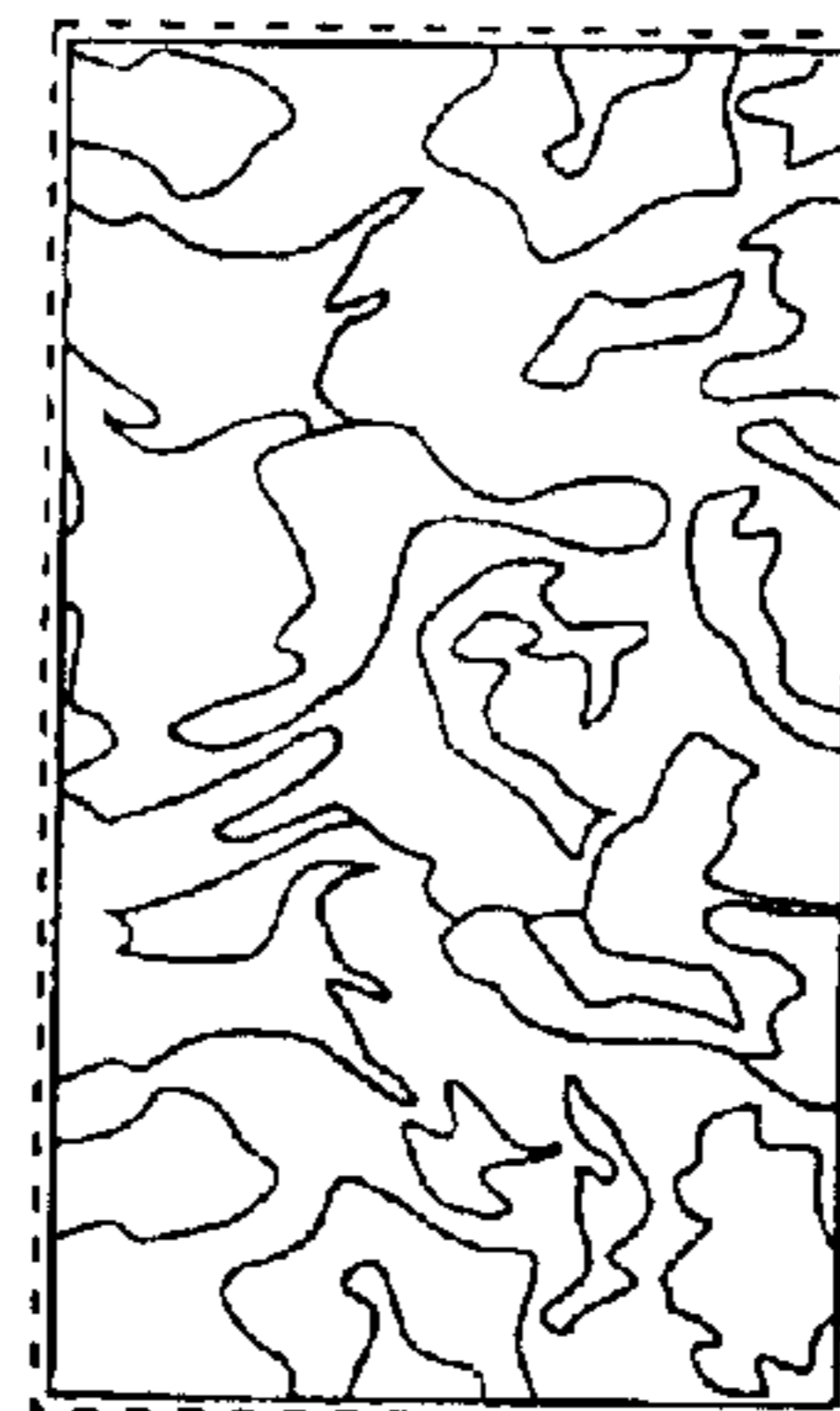


Fig. 4