

US00D543397S

(12) **United States Design Patent** (10) **Patent No.:** **US D543,397 S**
Loew et al. (45) **Date of Patent:** **** May 29, 2007**

(54) **BACK CONSTRUCTION**
(75) Inventors: **Glen Oliver Loew**, Hamburg (DE);
Kurt R. Heidmann, Grand Rapids, MI
(US)

D437,132 S 2/2001 Nagamitsu
D437,497 S 2/2001 Brauning
D437,701 S 2/2001 Bellini et al.
D444,309 S * 7/2001 Nagamitsu D6/366
D449,174 S 10/2001 Neil

(73) Assignee: **Steelcase Development Corporation**,
Caledonia, MI (US)

(Continued)

(**) Term: **14 Years**

FOREIGN PATENT DOCUMENTS

(21) Appl. No.: **29/230,399**

(22) Filed: **May 20, 2005**

EP 0836819 4/1998
EP 1044634 10/2000
EP 1059051 12/2000
EP 1287765 3/2003
JP 2003079474 9/2003
JP 2003079478 9/2003
WO 98/16140 4/1998
WO 00/22960 4/2000
WO 00/74531 12/2000
WO 01/78558 10/2001

Related U.S. Application Data

(62) Division of application No. 29/189,522, filed on Sep. 5,
2003, now Pat. No. Des. 509,969.

(51) **LOC (8) Cl.** **06-06**

(52) **U.S. Cl.** **D6/502; D6/366**

(58) **Field of Classification Search** D6/334-336,
D6/364, 365, 366, 367, 369, 370, 500-502;
297/411.2, 411.27, 411.36, 452.29, 300.1,
297/452.63

See application file for complete search history.

OTHER PUBLICATIONS

Exhibit A is a print-out from a website "cgi-ebay.com"
disclosing an antique chair by designer, Hans. J. Wegner,
having a back cushion supported by spaced-apart back
uprights and apparently having strips extending therebe-
tween.

Chair. Soho Today. Apr. 2002.

Meda Executive Chair. Design within Reach.

Primary Examiner—Mimosa De

(74) *Attorney, Agent, or Firm*—Price, Heneveld, Cooper,
DeWitt & Litton LLP

(56) **References Cited**

U.S. PATENT DOCUMENTS

D180,975 S 5/1957 Umanoff
D240,375 S 7/1976 Buhk
D260,056 S 8/1981 Sapper
D266,804 S 11/1982 Zapf
D327,781 S 7/1992 Citterio
D327,782 S 7/1992 Citterio
5,318,347 A 6/1994 Tseng
D410,799 S 6/1999 Meda
5,997,093 A 12/1999 Gollin et al.
6,076,892 A 6/2000 van Hekken et al.
6,106,070 A 8/2000 Ritt et al.
6,149,236 A 11/2000 Brauning
D436,259 S 1/2001 Nagamitsu
D436,260 S 1/2001 Nagamitsu
D436,456 S 1/2001 Neil

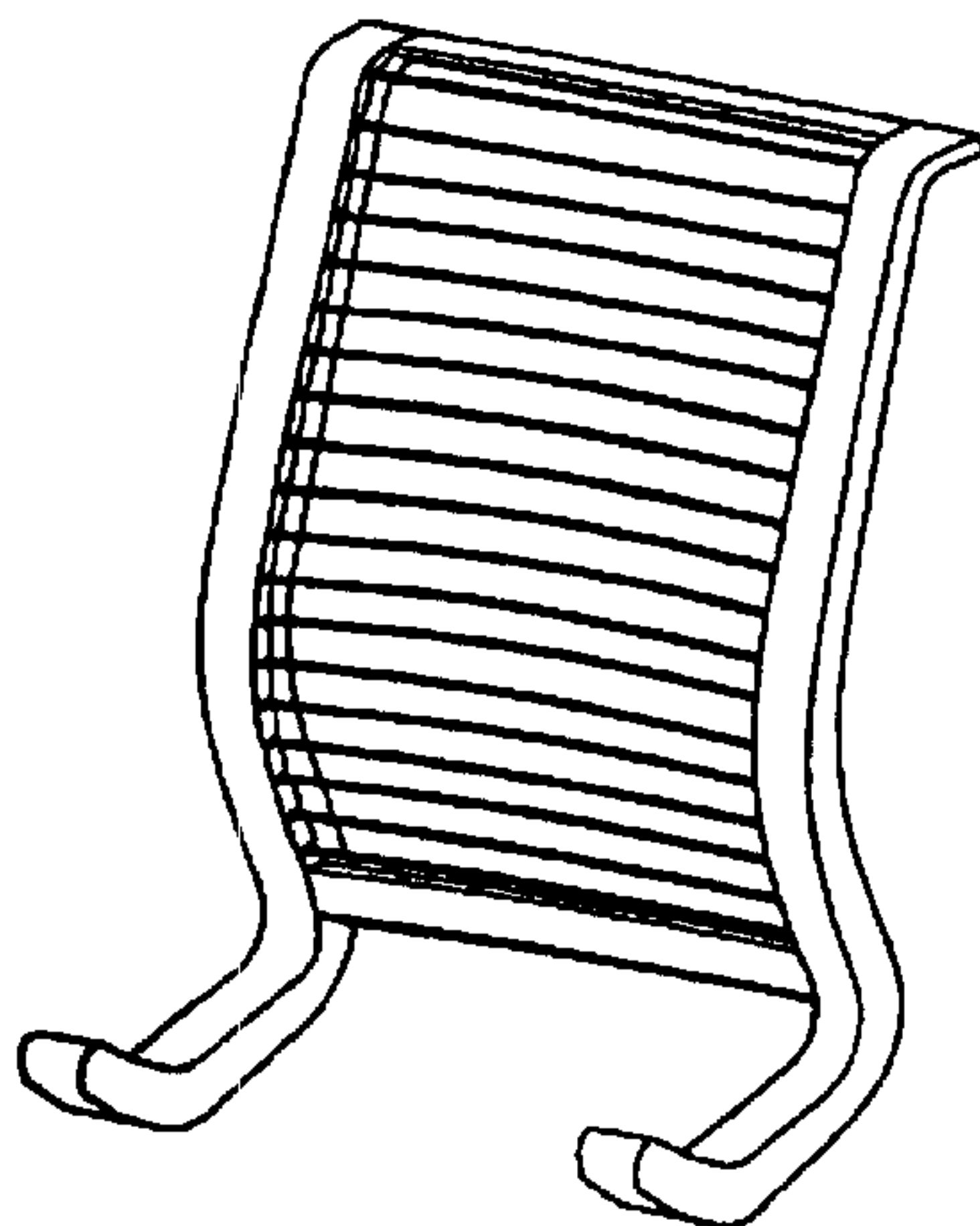
(57) **CLAIM**

We claim the ornamental design for a back construction, as
shown and described.

DESCRIPTION

FIGS. 1-2 are front and rear perspective views of a back
construction embodying the present invention; and,
FIGS. 3-7 are right, front, rear, top, and bottom views,
respectively, of the back construction shown in FIGS. 1-2.

1 Claim, 2 Drawing Sheets



US D543,397 S

Page 2

U.S. PATENT DOCUMENTS						
D451,293	S	12/2001	Su	D489,542	S 5/2004	Giugiaro
D456,625	S	5/2002	Frenkler et al.	D499,895	S * 12/2004	Olson et al. D6/366
D457,739	S	5/2002	Pearce	D509,671	S * 9/2005	Olson et al. D6/366
6,394,553	B1	5/2002	McAllister et al.	D509,969	S * 9/2005	Loew et al. D6/366
6,439,661	B1	8/2002	Brauning	6,957,863	B2 * 10/2005	Heidmann et al. 297/300.1
D468,564	S	1/2003	Piretti et al.	2002/0190561	A1 12/2002	Phillips et al.
D469,618	S	2/2003	Nagamitsu	2004/0051358	A1 * 3/2004	Bodnar et al. 297/300.1
D476,493	S *	7/2003	Nagamitsu D6/366	2004/0245827	A1 * 12/2004	Bedford et al. 297/300.1
D476,820	S	7/2003	Nagamitsu	2004/0245839	A1 * 12/2004	Bodnar et al. 297/452.63
D477,469	S *	7/2003	Brooks D6/366	2005/0029848	A1 * 2/2005	Heidmann et al. 297/300.1

* cited by examiner

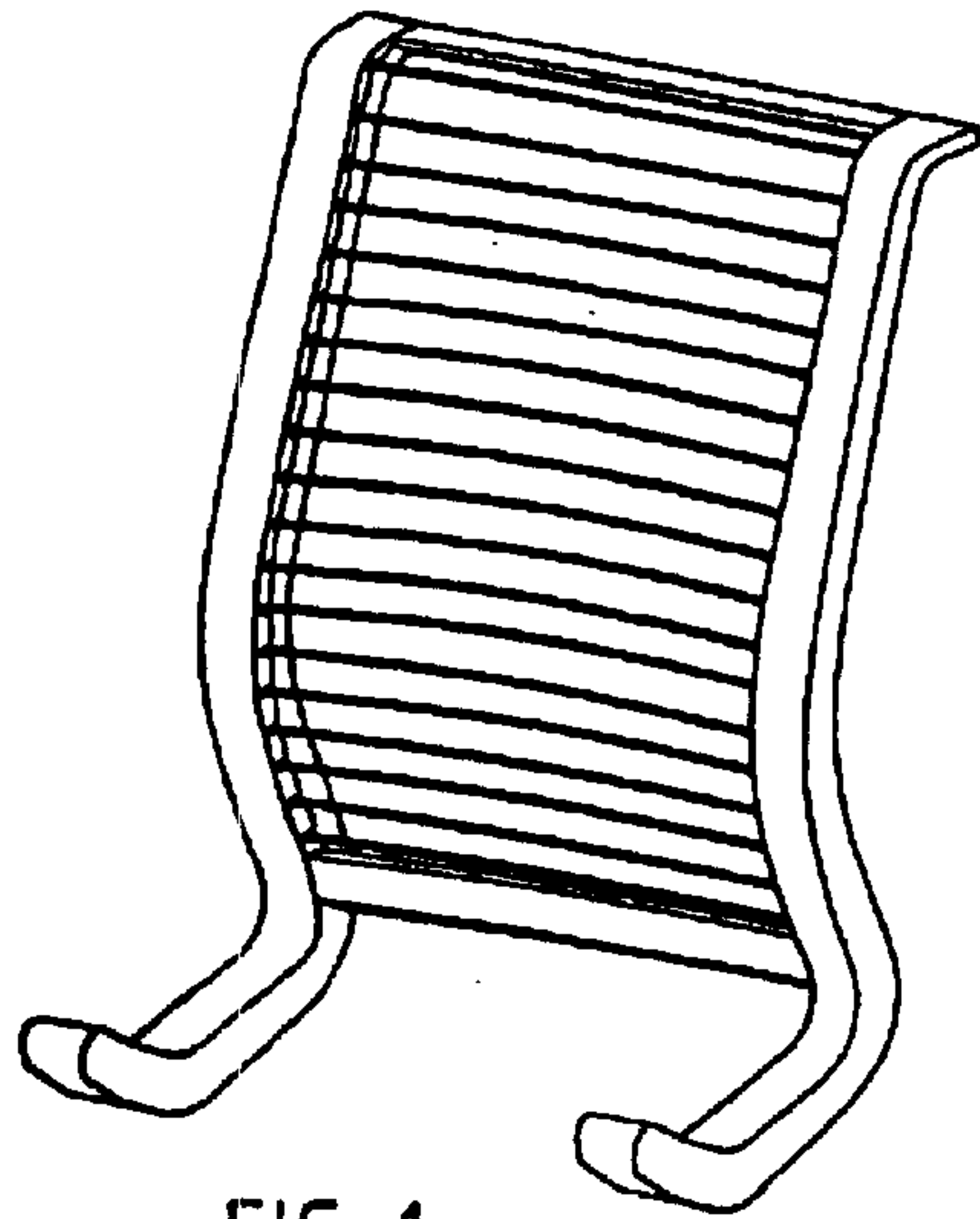


FIG. 1

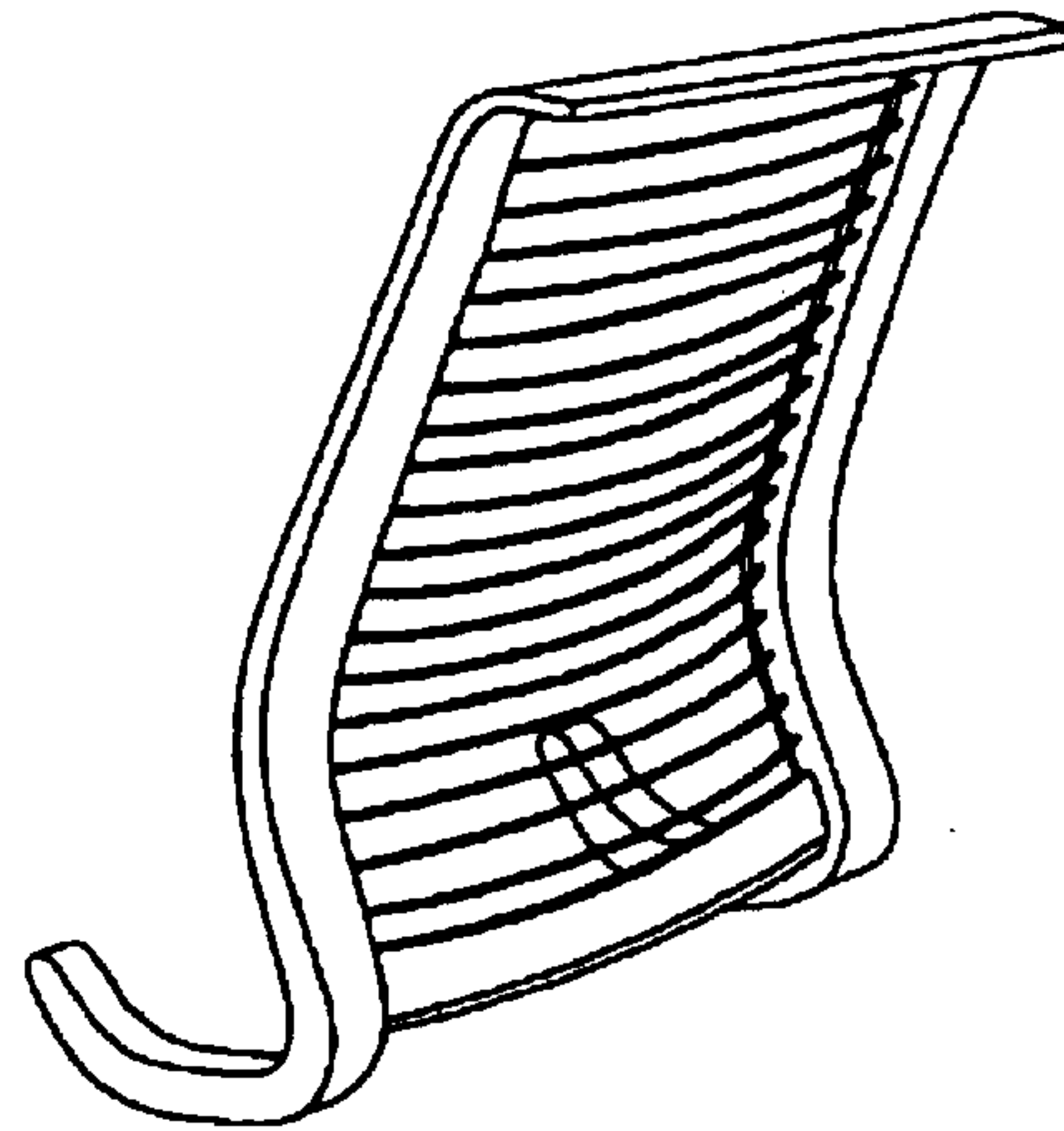


FIG. 2

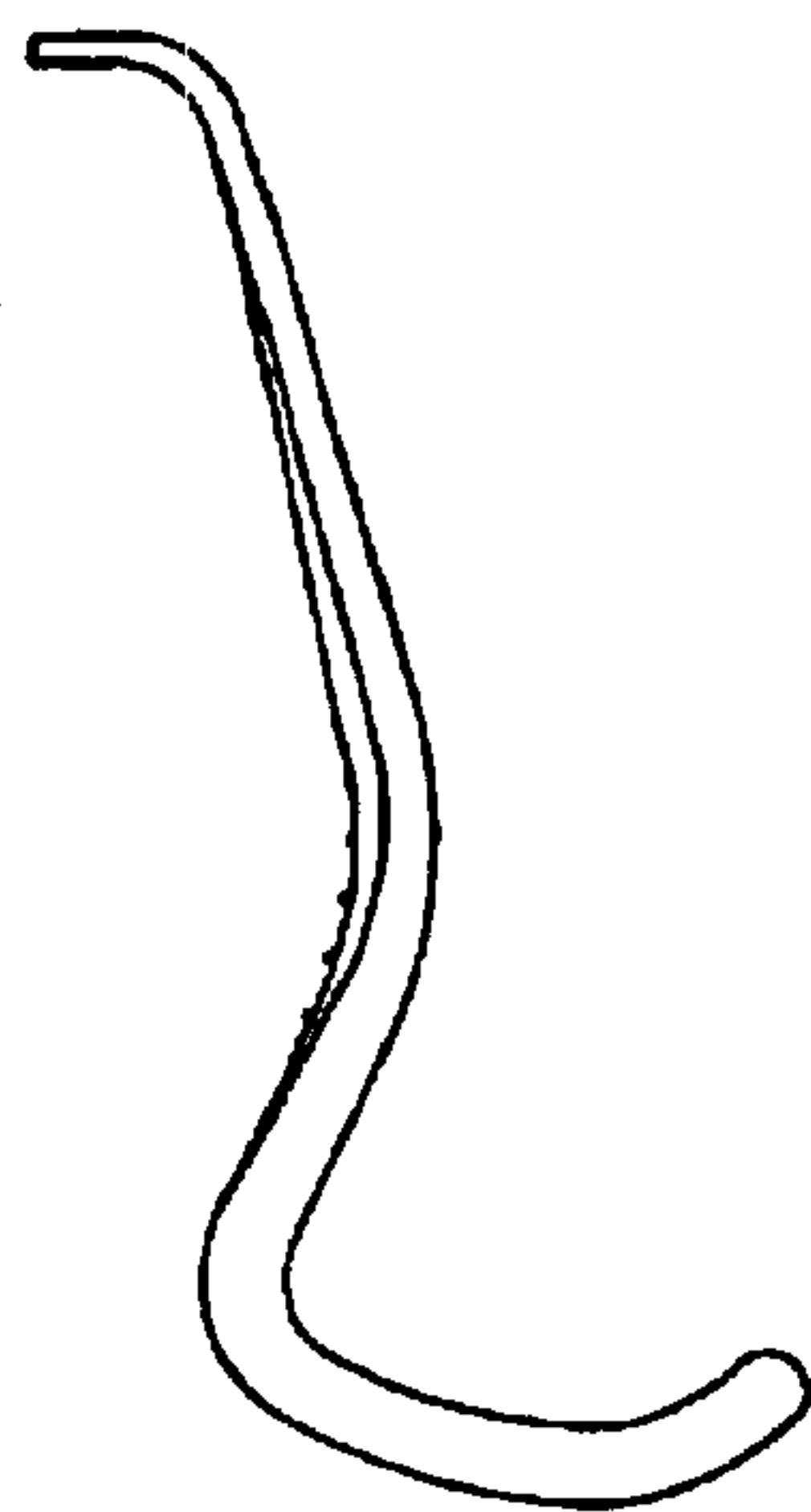


FIG. 3




FIG. 4




FIG. 5



FIG. 6

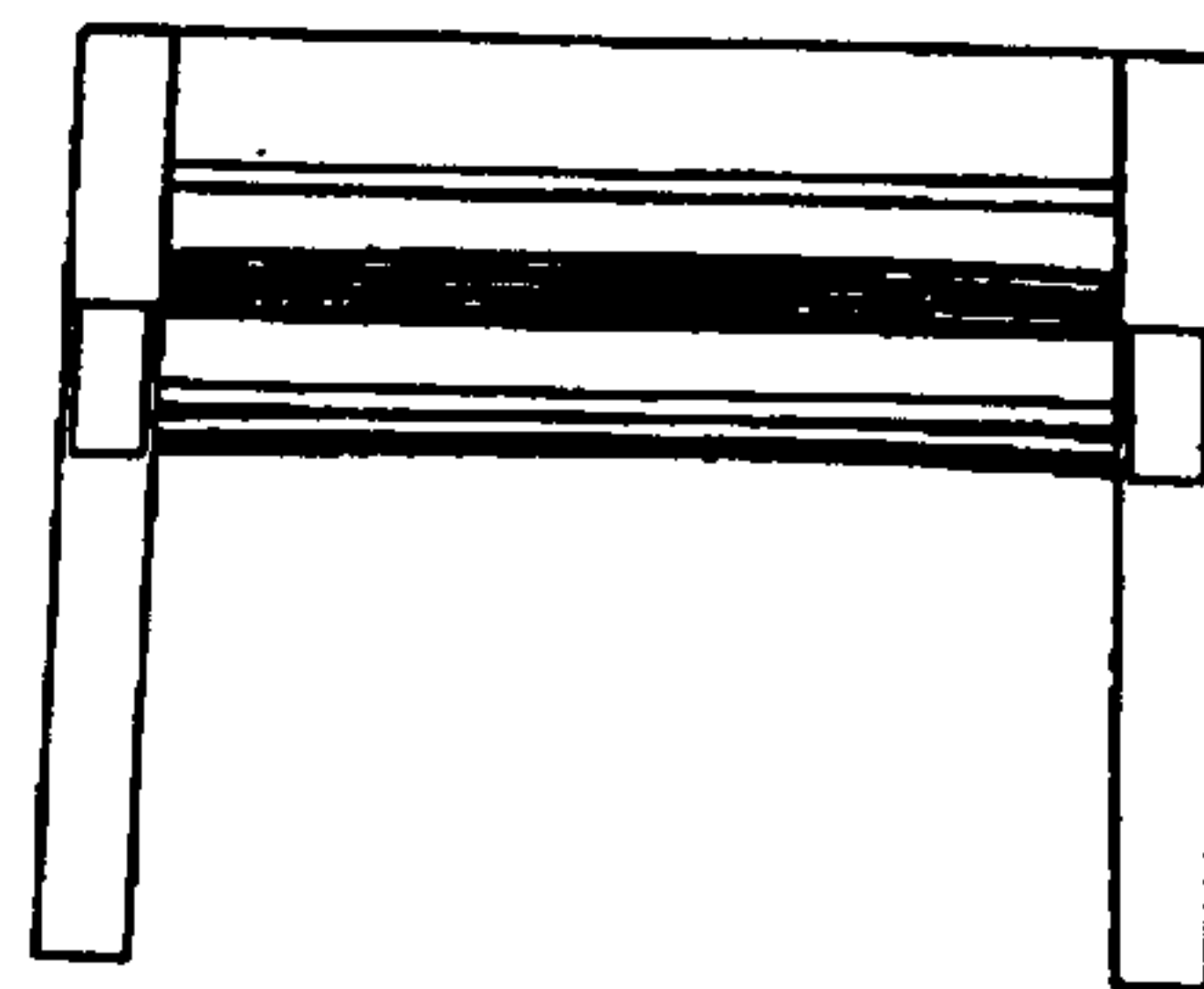


FIG. 7