



US00D543385S

(12) **United States Design Patent**  
**Loew et al.**

(10) **Patent No.: US D543,385 S**  
(45) **Date of Patent: \*\* \*May 29, 2007**

(54) **SEAT AND BACK ARRANGEMENT**

D436,260 S 1/2001 Nagamitsu

(Continued)

(75) Inventors: **Glen Oliver Loew**, Hamburg (DE);  
**Kurt R. Heidmann**, Grand Rapids, MI  
(US)

FOREIGN PATENT DOCUMENTS

(73) Assignee: **Steelcase Development Corporation**,  
Caledonia, MI (US)

EP	0836819	4/1998
EP	1044634	10/2000
EP	1059051	12/2000
EP	1287765	3/2003
JP	2003079474	9/2003
JP	2003079478	9/2003
WO	WO 9816140	4/1998
WO	WO 0022960	4/2000
WO	WO 0074531	12/2000
WO	WO 0175558	10/2001

(\*) Notice: This patent is subject to a terminal disclaimer.

(\*\*) Term: **14 Years**

(21) Appl. No.: **29/230,403**

(22) Filed: **May 20, 2005**

**Related U.S. Application Data**

(62) Division of application No. 29/189,522, filed on Sep. 5, 2003, now Pat. No. Des. 509,969.

(51) **LOC (8) Cl.** ..... **06-06**

(52) **U.S. Cl.** ..... **D6/500; D6/366**

(58) **Field of Classification Search** ..... D6/334-336,  
D6/364, 365, 366, 367, 369, 370, 500-502;  
297/411.2, 411.27, 411.36, 452.29, 300.1,  
297/452.63

See application file for complete search history.

(56) **References Cited**

U.S. PATENT DOCUMENTS

D180,975 S	5/1957	Umanoff
D240,375 S	7/1976	Buhk
D260,056 S	8/1981	Sapper
D266,804 S	11/1982	Zapf
D327,781 S	7/1992	Citterio
D327,782 S	7/1992	Citterio
5,218,347 A	6/1993	Tseng
D410,799 S	6/1999	Meda
5,997,093 A	12/1999	Gollin et al.
6,076,892 A	6/2000	Ritt et al.
6,106,070 A	8/2000	Ritt et al.
6,149,236 A	11/2000	Brauning
D436,259 S	1/2001	Nagamitsu

OTHER PUBLICATIONS

Exhibit A is a print-out from a website "cgi-ebay.com" disclosing an antique chair by designer, Hans J. Wegner, having a back cushion supported by spaced-apart back uprights and apparently having strips extending therebetween.

Chair. Soho Today. Apr. 2002.

Meda Executive Chair. Design within Reach.

*Primary Examiner*—Mimosa De

(74) *Attorney, Agent, or Firm*—Price, Heneveld, Cooper, DeWitt & Litton LLP

(57) **CLAIM**

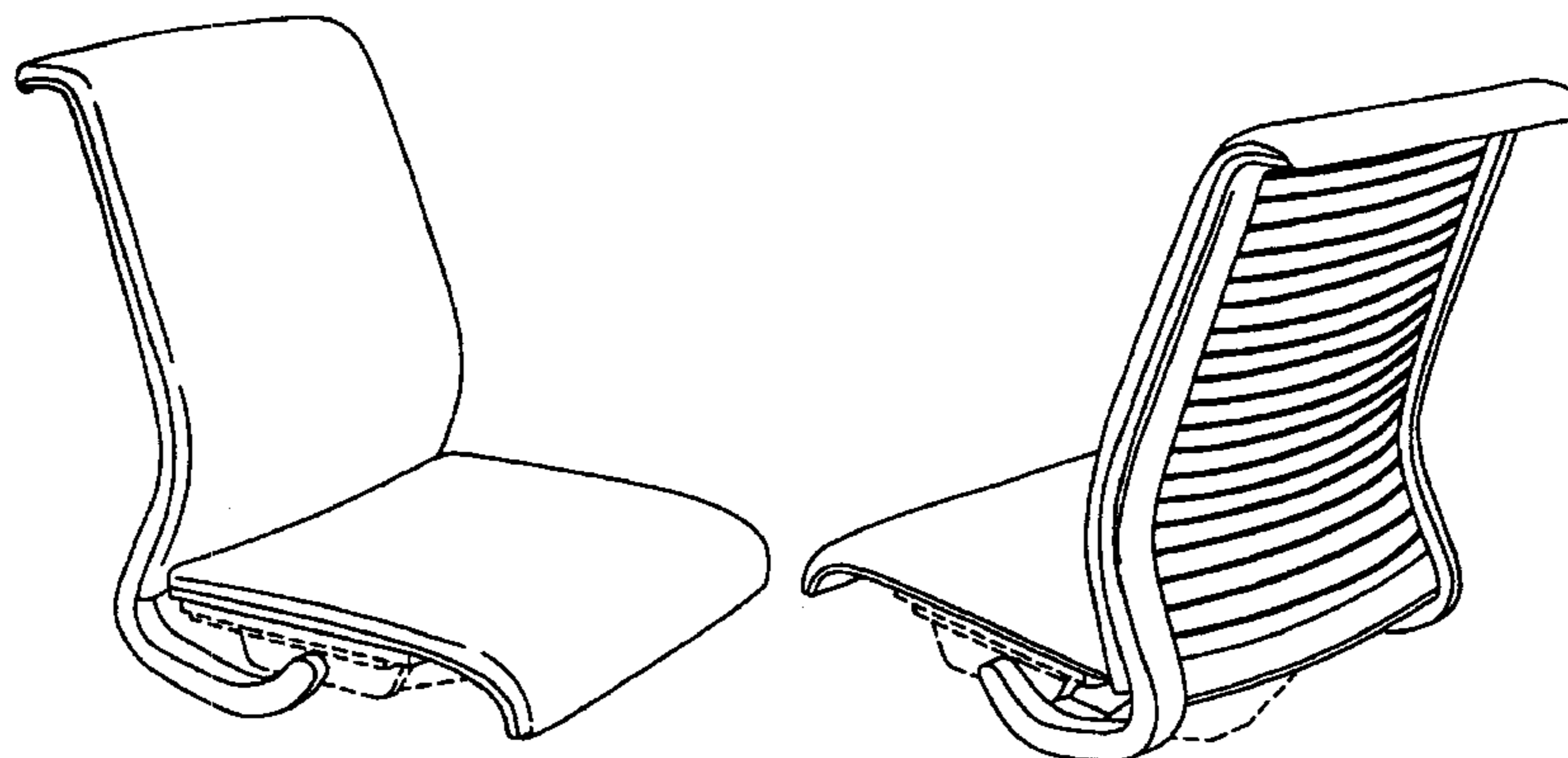
We claim the ornamental design for a seat and back arrangement, as shown and described.

**DESCRIPTION**

FIGS. 1-2 are front and rear perspective views of a seat and back arrangement embodying the present invention; and, FIGS. 3-8 are right, front, left, rear, top, and bottom views, respectively, of the seat and back arrangement shown in FIGS. 1-2.

The dashed lines in FIGS. 1-8 are to show the environment of the present articles, but do not form a part of the claimed invention.

**1 Claim, 4 Drawing Sheets**



# US D543,385 S

Page 2

---

## U.S. PATENT DOCUMENTS

D436,456 S	1/2001	Neil	
D437,132 S	2/2001	Nagamitsu	
D437,497 S	2/2001	Brauning	
D437,701 S	2/2001	Bellini et al.	
D444,309 S	* 7/2001	Nagamitsu .....	D6/366
D449,174 S	10/2001	Neil	
D451,293 S	12/2001	Su	
D456,625 S	5/2002	Frenkler et al.	
D457,739 S	5/2002	Pearce	
6,394,553 B1	5/2002	McAllister et al.	
6,439,661 B1	8/2002	Brauning	
D468,564 S	1/2003	Piretti et al.	
D469,618 S	2/2003	Nagamitsu	
D476,493 S	* 7/2003	Nagamitsu .....	D6/366
D476,820 S	7/2003	Nagamitsu	
D477,469 S	* 7/2003	Brooks .....	D6/366
D489,542 S	5/2004	Giugiaro	
D499,895 S	* 12/2004	Olson et al. ....	D6/366
D509,671 S	* 9/2005	Olson et al. ....	D6/366
D509,969 S	* 9/2005	Loew et al. ....	D6/366
2002/0190561 A1	12/2002	Phillips et al.	
2004/0051358 A1	* 3/2004	Bodnar et al. ....	297/300.1
2004/0245827 A1	* 12/2004	Bedford et al. ....	297/300.1
2004/0245839 A1	* 12/2004	Bodnar et al. ....	297/452.63
2005/0029848 A1	* 2/2005	Heidmann et al. ....	297/300.1

\* cited by examiner

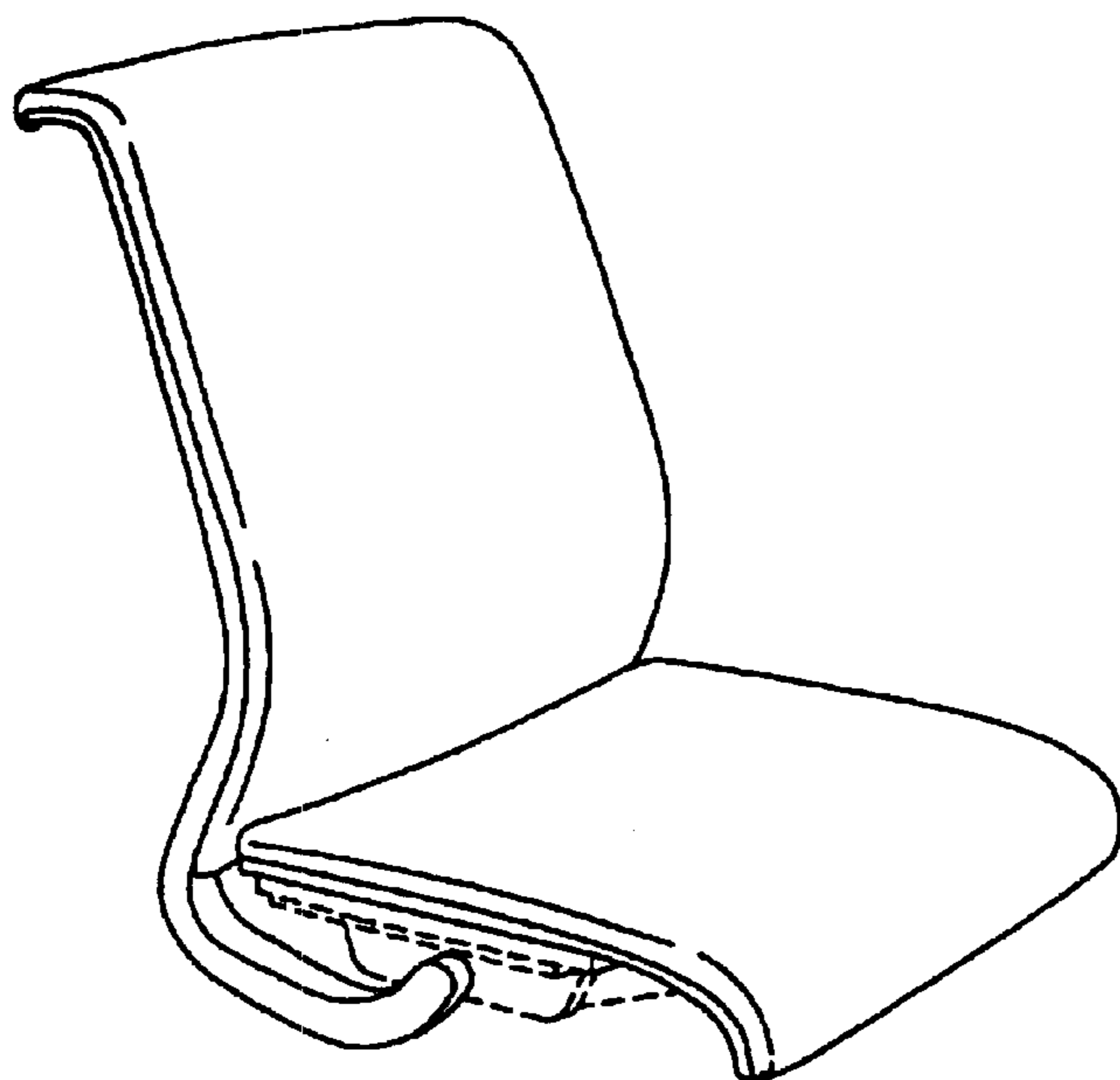


FIG. 1

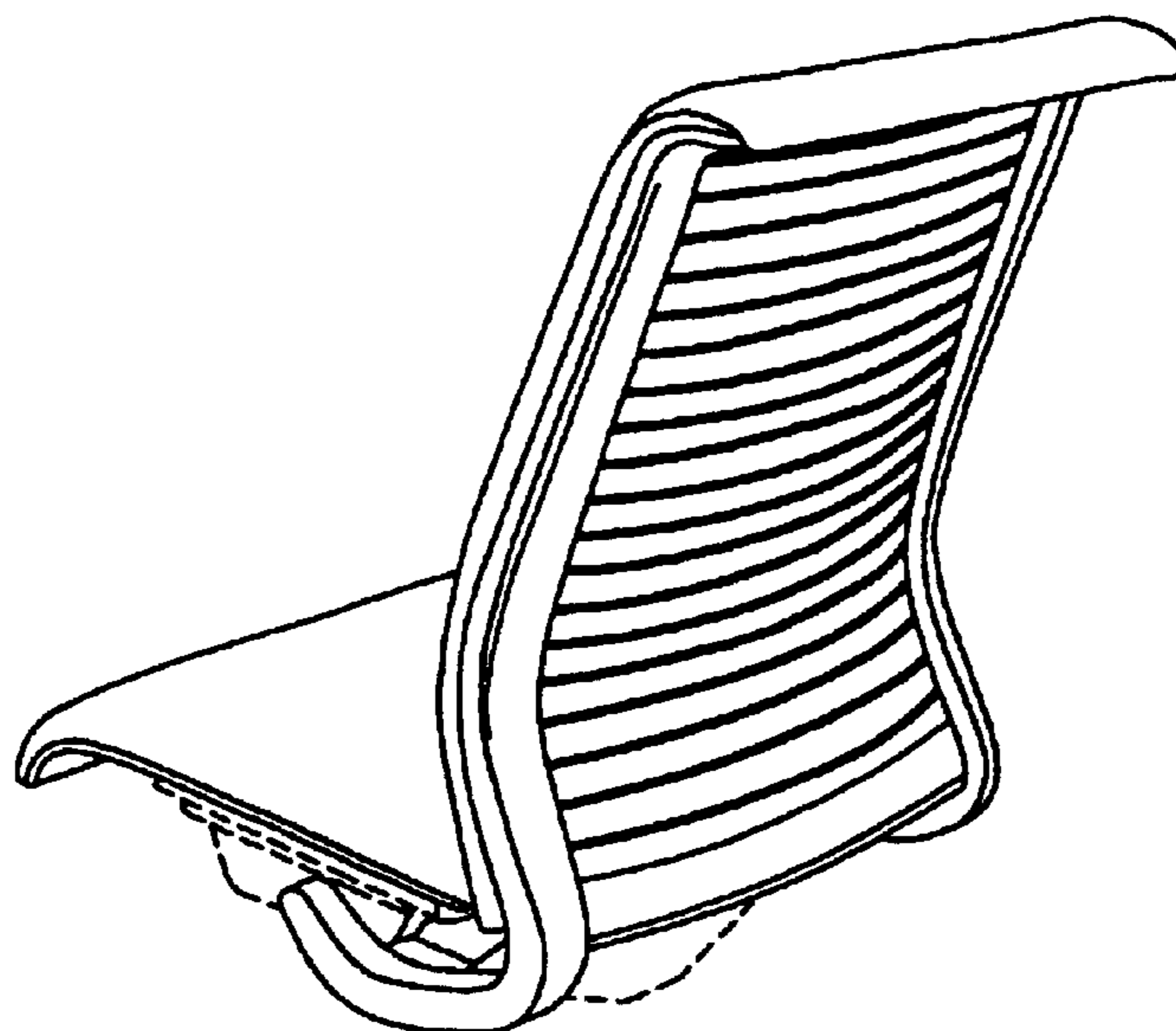


FIG. 2

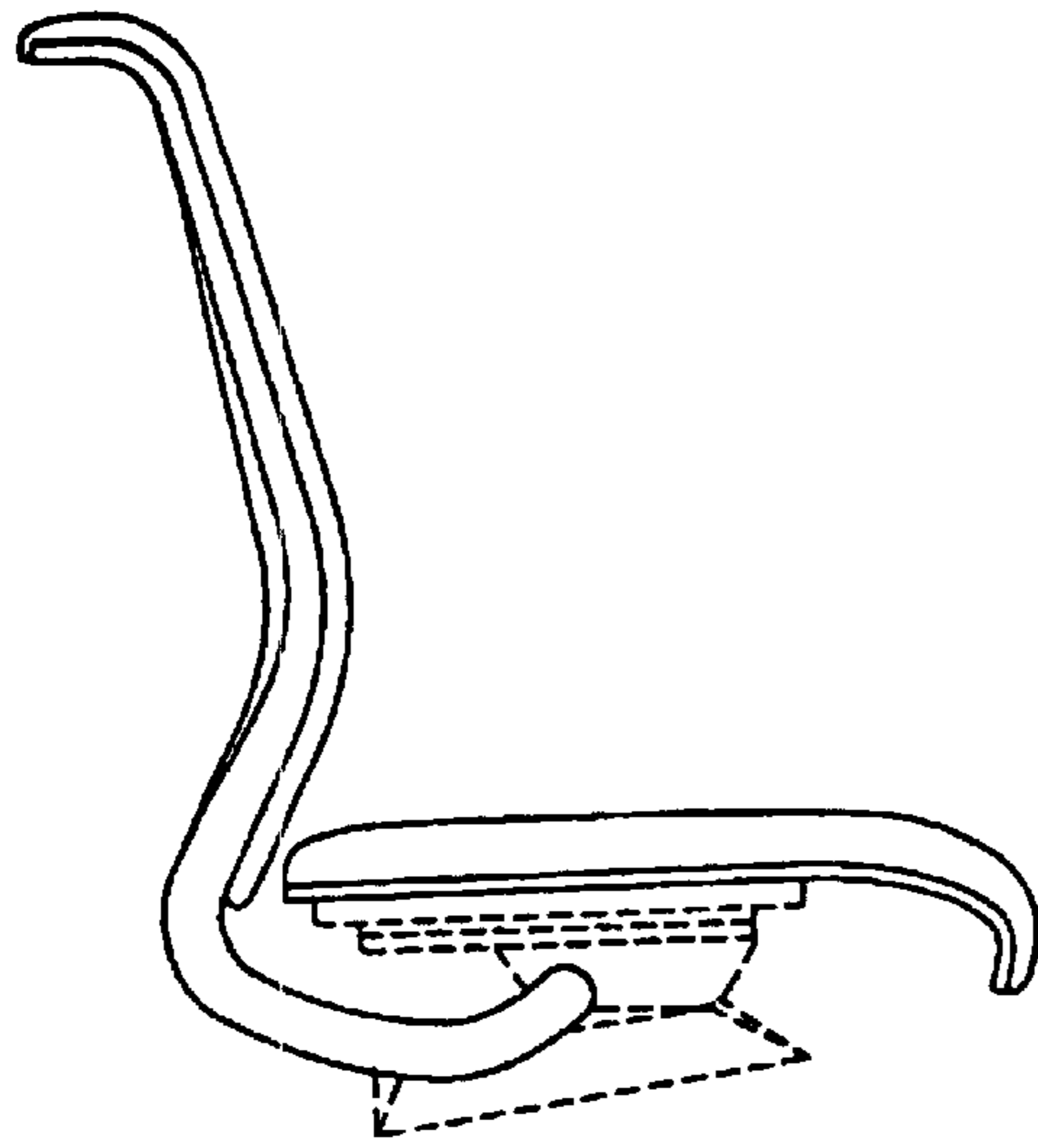


FIG. 3




FIG. 4

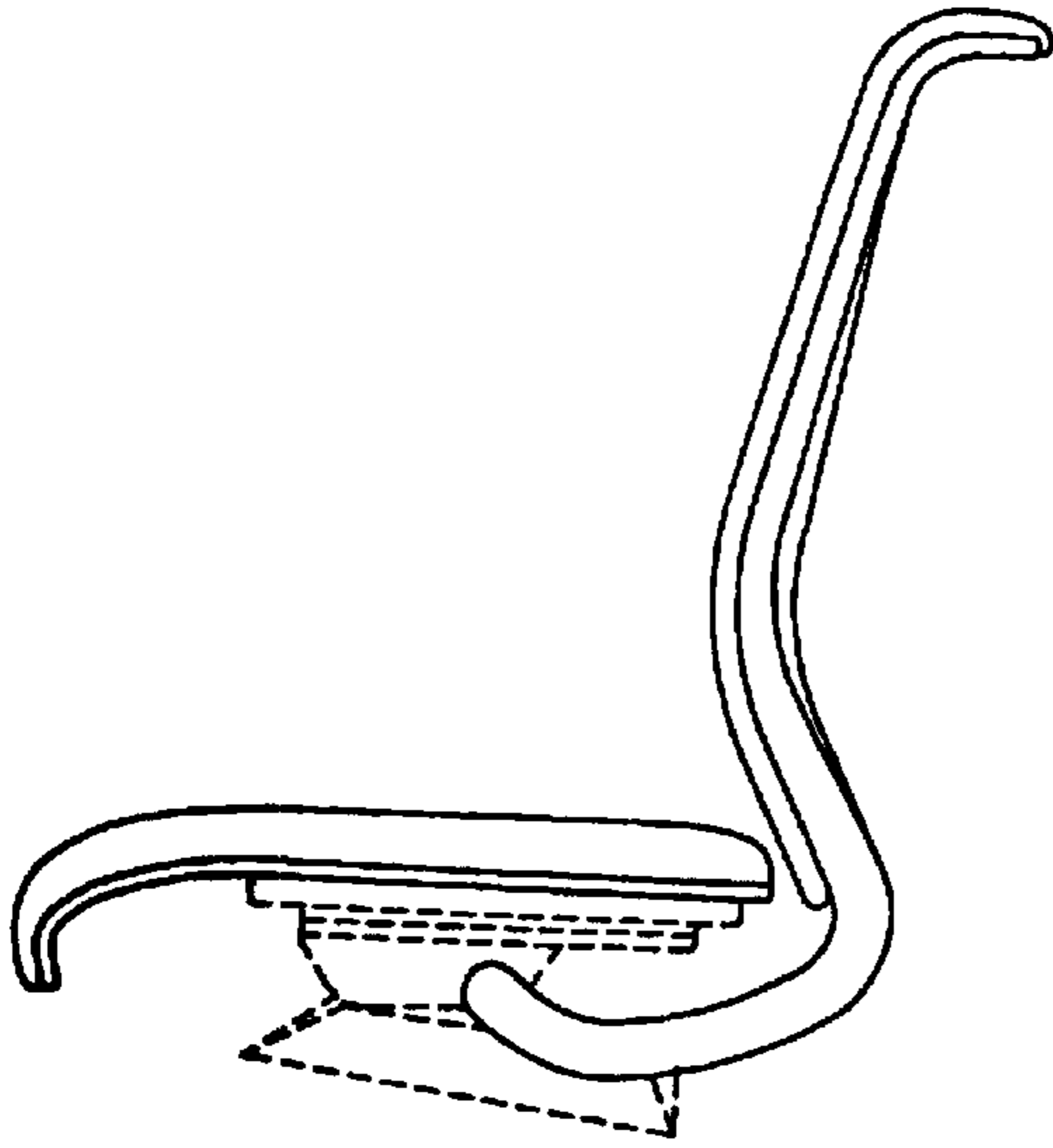


FIG. 5




FIG. 6




FIG. 7

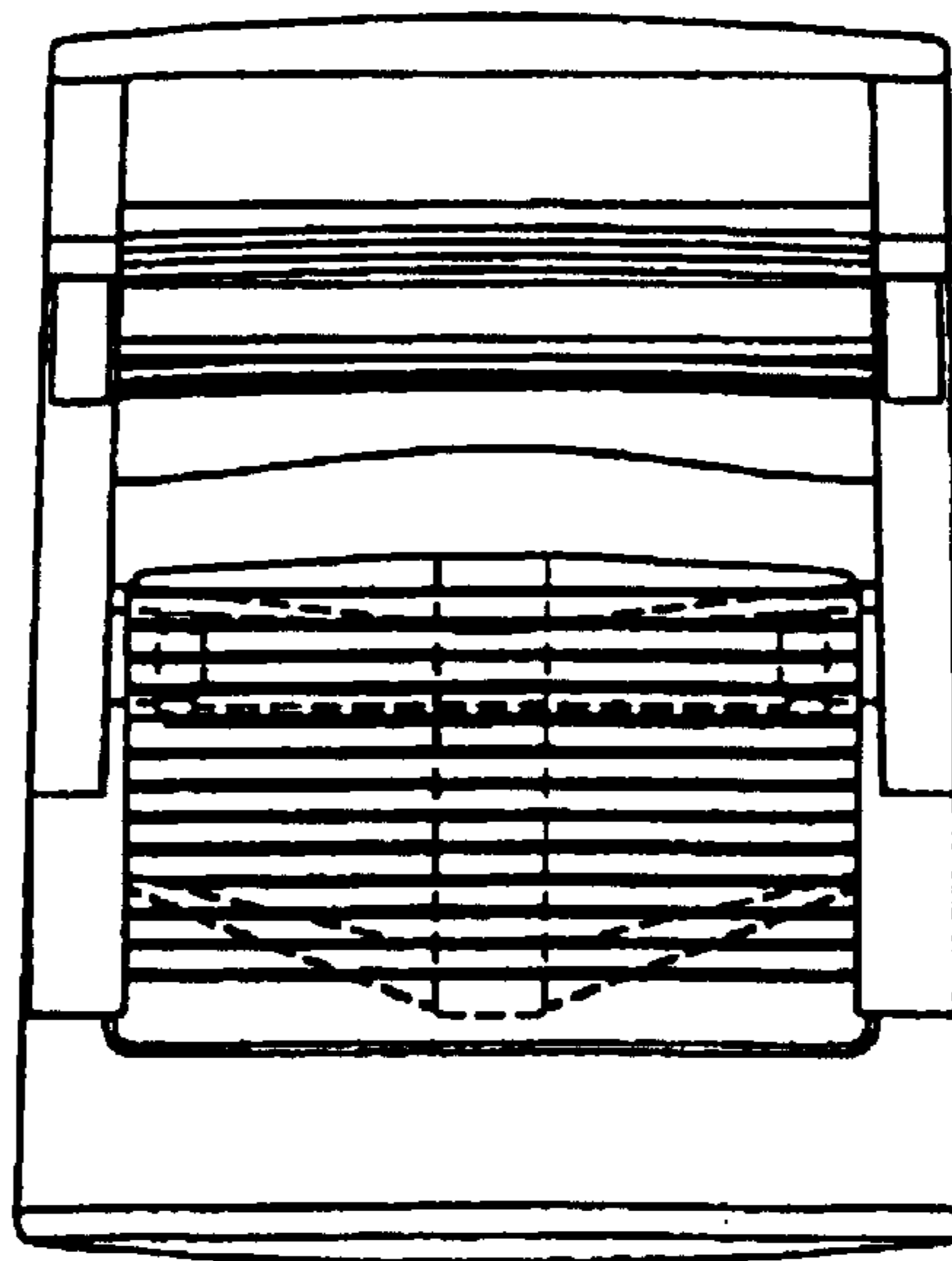


FIG. 8