

US00D543360S

(12) **United States Design Patent**
Gonzalez

(10) **Patent No.:** **US D543,360 S**

(45) **Date of Patent:** **** May 29, 2007**

(54) **HANDBAG DESIGN**

(75) Inventor: **Alvaro Gonzalez**, Florence (IT)

(73) Assignee: **J. Choo (Jersey) Limited**, St. Helier,
Jersey (GB)

(**) Term: **14 Years**

(21) Appl. No.: **29/243,396**

(22) Filed: **Nov. 23, 2005**

Related U.S. Application Data

(62) Division of application No. 29/215,079, filed on Oct. 13,
2004, now Pat. No. Des. 518,959.

(30) **Foreign Application Priority Data**

Apr. 15, 2004 (EM) 000169826-06

(51) **LOC (8) Cl.** **03-99**

(52) **U.S. Cl.** **D3/318**

(58) **Field of Classification Search** 190/100,
190/119, 125, 127, 109, 110, 900-903; 150/117,
150/127, 100, 107, 111, 118, 130, 900, 112,
150/114; 224/42.11, 236, 429, 430, 609,
224/436, 439; 383/907, 38; D3/318, 319,
D3/321-328, 226, 229, 230, 232, 234, 235,
D3/242, 243, 245, 246, 270, 295, 271.2, 304,
D3/306; D12/409; 70/2, 6

See application file for complete search history.

(56) **References Cited**

U.S. PATENT DOCUMENTS

D110,184 S * 6/1938 Lobel D3/240
3,108,627 A * 10/1963 Tatelman 150/103
3,955,609 A * 5/1976 Siegel 150/117
D247,262 S * 2/1978 Tweedie D3/243

D262,587 S * 1/1982 Hyers D3/246
D273,536 S * 4/1984 Schimmel D3/243
D283,081 S * 3/1986 Hansen D3/246
4,907,633 A * 3/1990 Eckstein 150/105
5,146,966 A * 9/1992 Romano 150/110
D340,579 S * 10/1993 Romano D3/246
D418,976 S * 1/2000 du Sartel D3/243
D441,527 S * 5/2001 Hersh et al. D3/233
D472,714 S * 4/2003 Hersh et al. D3/324
D501,998 S * 2/2005 Gonzalez D3/326
D502,805 S * 3/2005 Gonzalez D3/243
D502,813 S * 3/2005 Gonzalez D3/326
D507,111 S * 7/2005 Renz et al. D3/319
D507,882 S * 8/2005 Gonzalez D3/326

* cited by examiner

Primary Examiner—Sandra S. Snapp

(74) *Attorney, Agent, or Firm*—Fross Zelnick Lehrman &
Zissu, PC; Lawrence E. Apolzon, Esq.

(57) **CLAIM**

The ornamental design for a handbag design, as shown and
described.

DESCRIPTION

FIG. 1 is a front perspective view of a handbag showing my
handbag design;

FIG. 2 is a front view of the design depicted in FIG. 1;

FIG. 3 is a back view of the design depicted in FIG. 1;

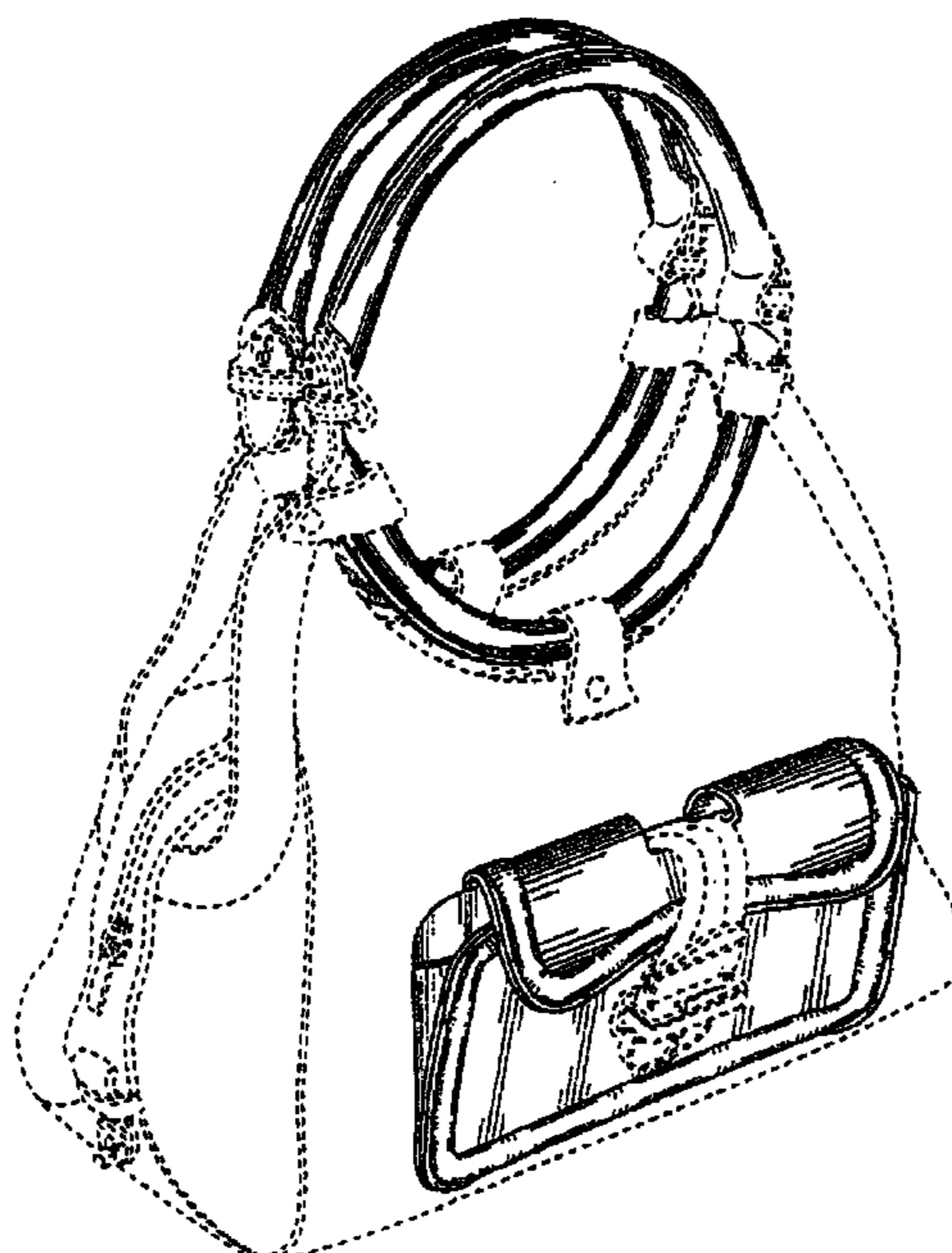
FIG. 4 is a right side view of the design depicted shown in
FIG. 1;

FIG. 5 is a left side view of the design depicted in FIG. 1;
and,

FIG. 6 is a top view of the design depicted in FIG. 1.

The broken line showing of the overall bag structure and
handles is for illustrative purposes only and forms no part of
the claimed design.

1 Claim, 6 Drawing Sheets



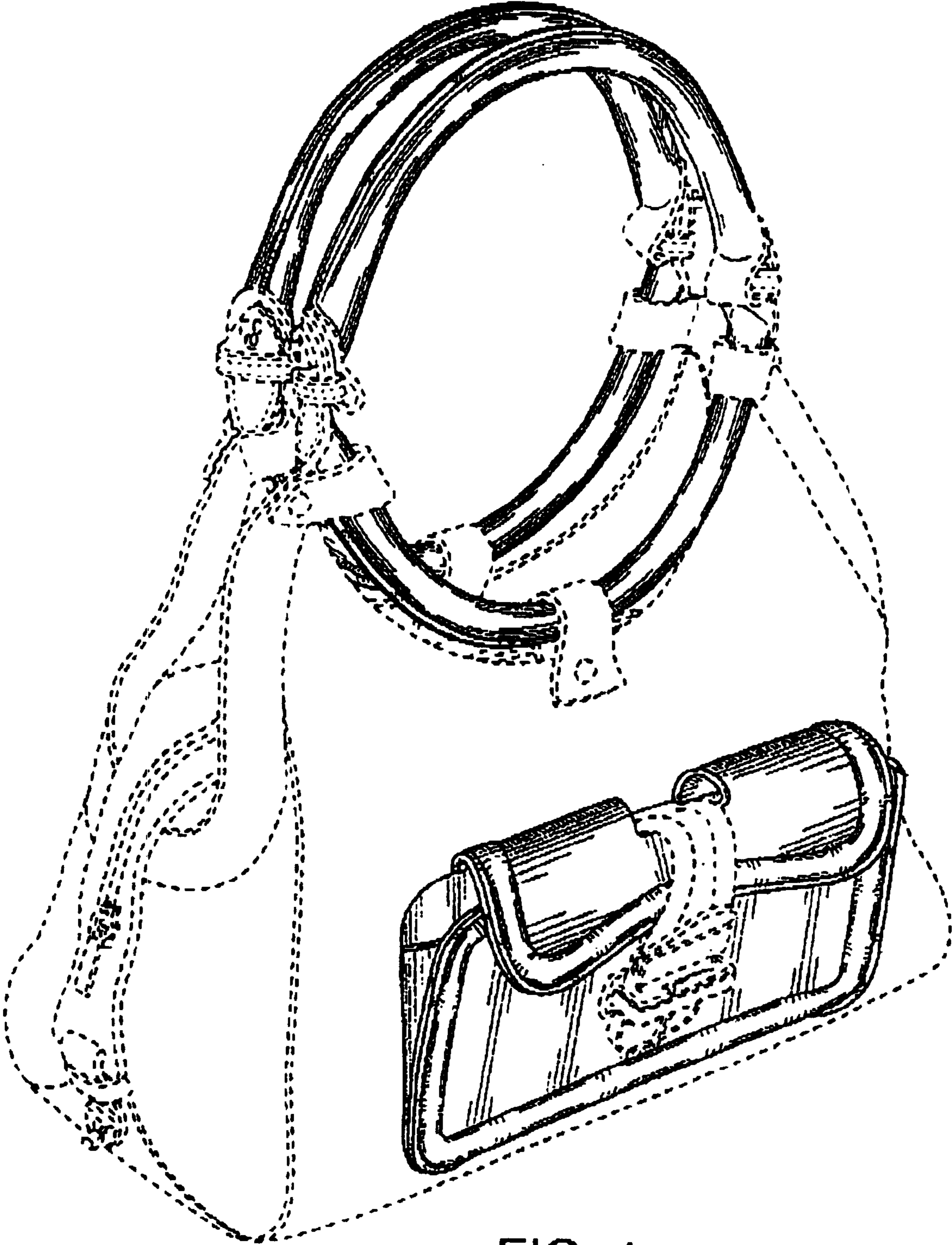


FIG. 1

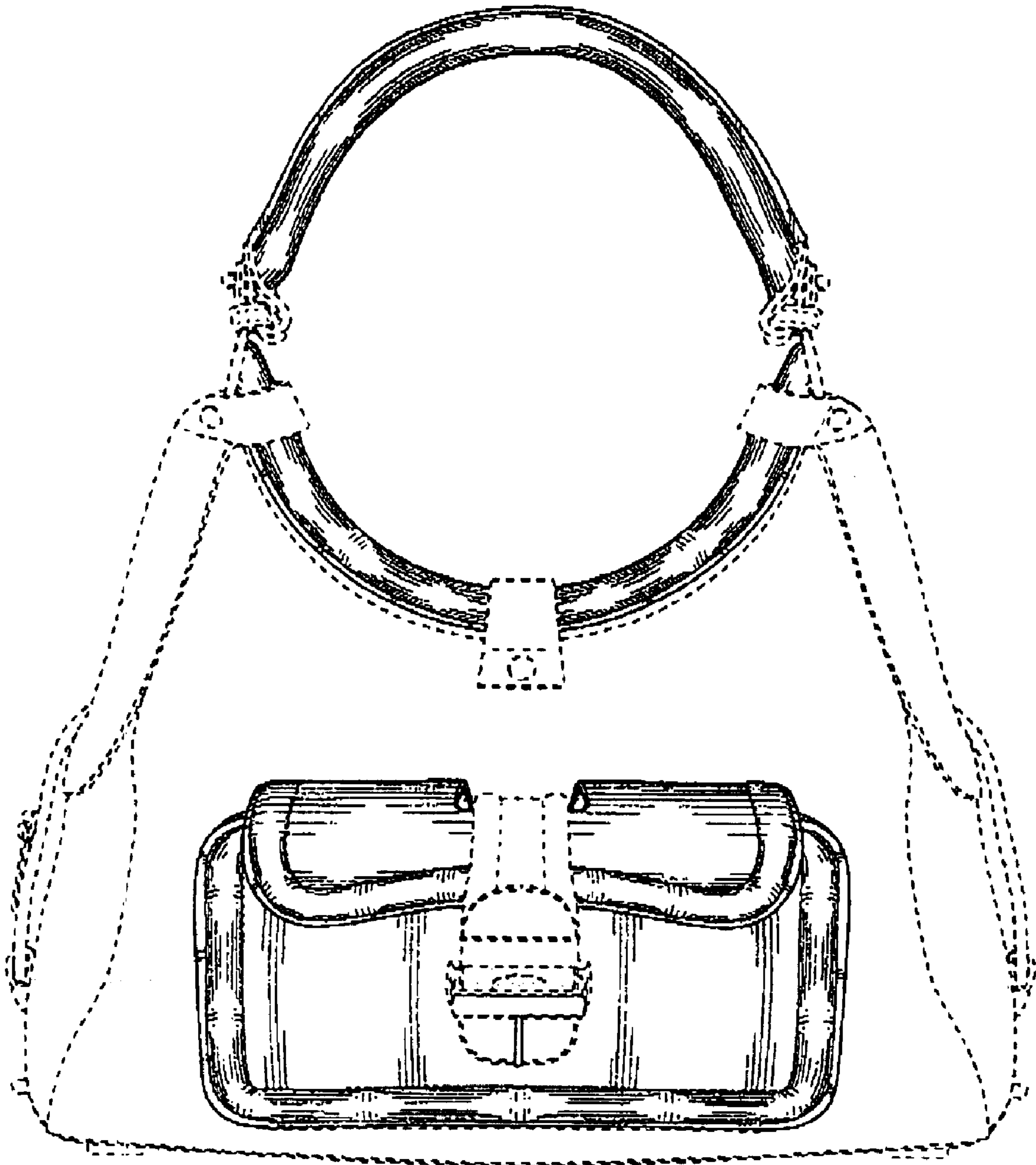


FIG. 2



FIG. 3

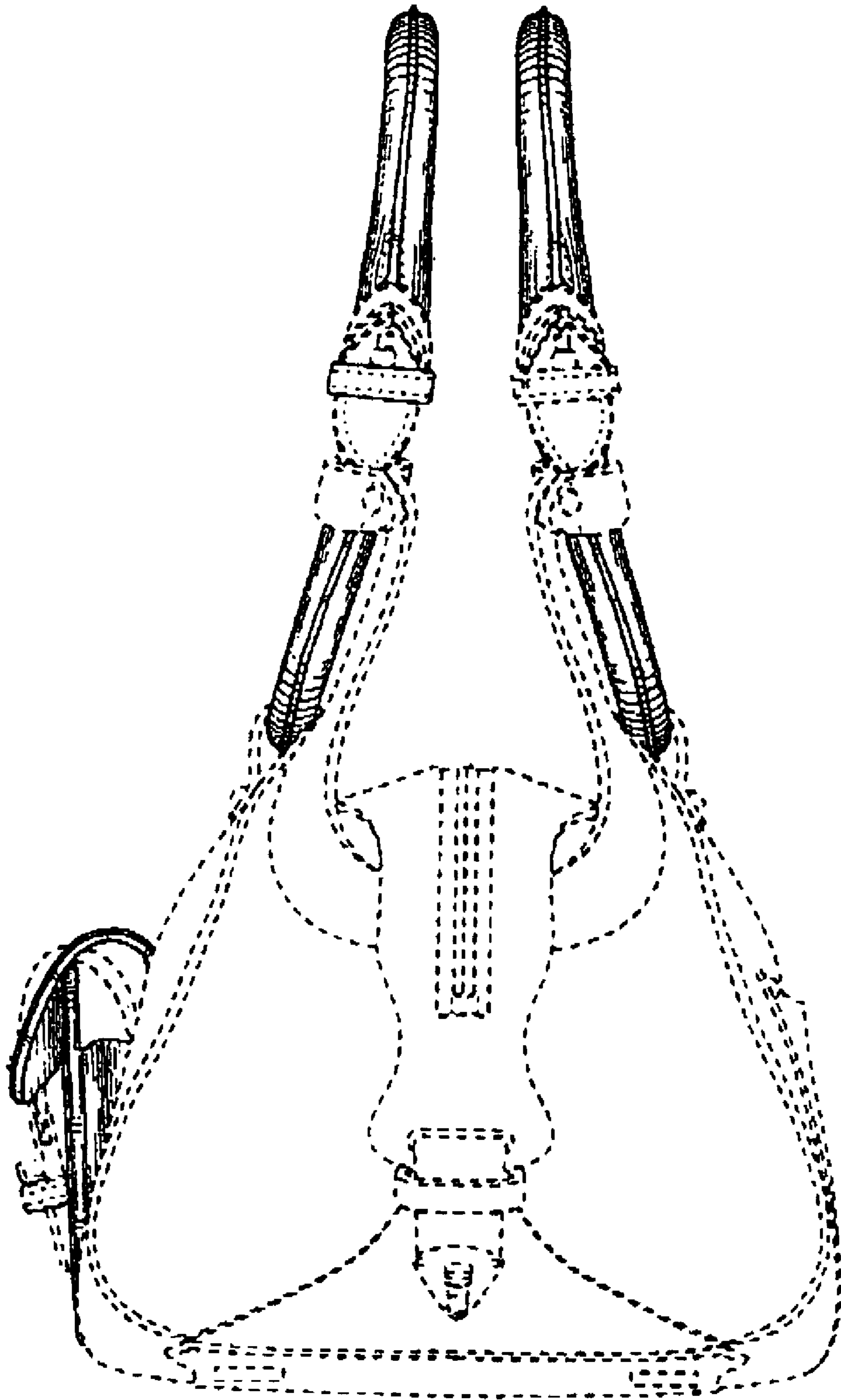


FIG. 4

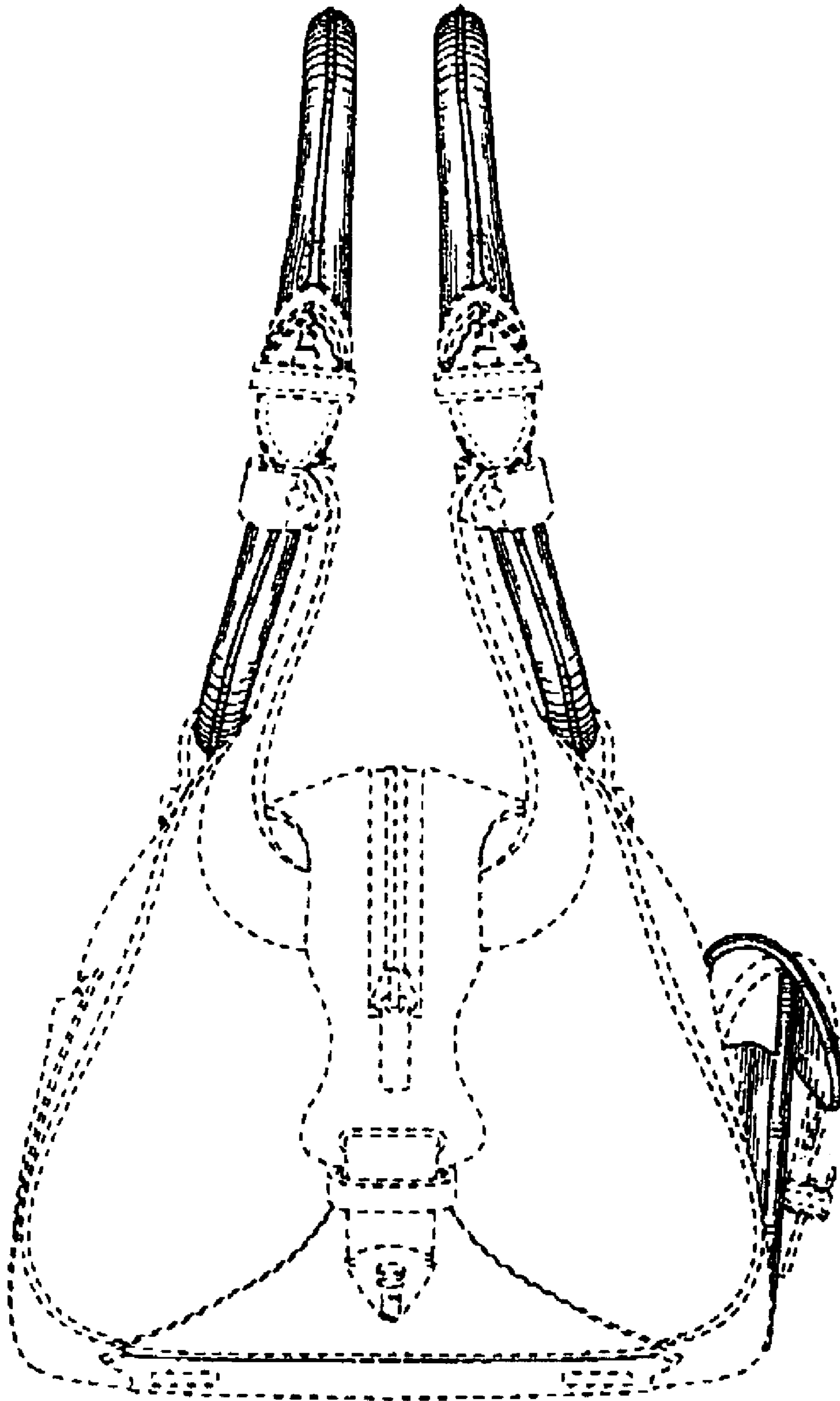


FIG. 5

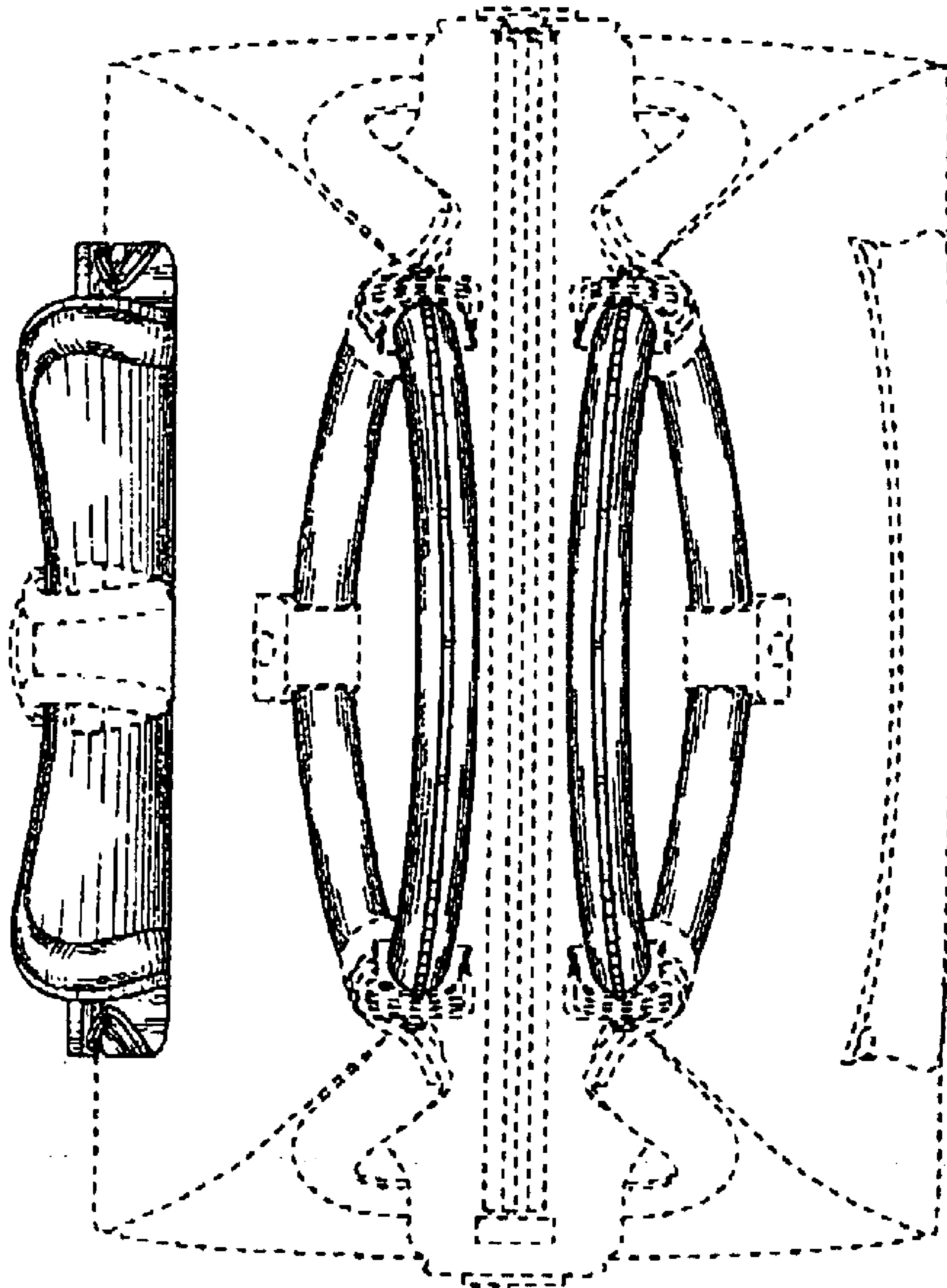


FIG. 6