

US00D543349S

(12) **United States Design Patent**
Dunshee

(10) **Patent No.:** **US D543,349 S**

(45) **Date of Patent:** **** May 29, 2007**

(54) **BANDAGES POUCH**

(75) Inventor: **Wayne K. Dunshee**, Maplewood, MN (US)

(73) Assignee: **3M Innovative Properties Company**, St. Paul, MN (US)

(**) Term: **14 Years**

(21) Appl. No.: **29/237,333**

(22) Filed: **Aug. 30, 2005**

(51) **LOC (8) Cl.** **03-01**

(52) **U.S. Cl.** **D3/203.5**

(58) **Field of Classification Search** D3/203.1, D3/203.2, 203.3, 203.4, 203.5, 201, 247-253, D3/303; D9/414, 416, 423; 224/901-904, 224/240, 930, 124; 383/86, 62; 206/440-441
See application file for complete search history.

(56) **References Cited**

U.S. PATENT DOCUMENTS

1,683,487	A	*	9/1928	Remley	206/440
D247,064	S	*	1/1978	Spiegelberg	D9/416
D358,253	S	*	5/1995	Wong	D3/247
D364,086	S		11/1995	Jacobson	D9/705
D381,501	S		7/1997	Leininger	D3/226
D386,001	S	*	11/1997	Saffran	D9/423
D388,611	S		1/1998	Shaw	D3/303
D390,457	S		2/1998	Hoska et al.	D9/707
D408,626	S	*	4/1999	Lage	D3/203.5

D410,769	S	*	6/1999	Dorizas	D3/201
D449,927	S	*	11/2001	Dorizas	D3/201
D450,443	S	*	11/2001	Dorizas	D3/201
D463,268	S		9/2002	Dennis et al.	D9/710
D471,704	S	*	3/2003	Moore	D3/247
D475,849	S	*	6/2003	Mitchler et al.	D3/303
D485,982	S	*	2/2004	Merkel et al.	D3/226
D499,636	S		12/2004	Bennie et al.	D9/305
2004/0004014	A1	*	1/2004	Grossman	206/440

* cited by examiner

Primary Examiner—Catherine R. Oliver

(57) **CLAIM**

The ornamental design for a bandages pouch, as shown and described.

DESCRIPTION

FIG. 1 is an perspective view of a pouch for bandages showing our new design;

FIG. 2 is a top plan view of the pouch for bandages;

FIG. 3 is a bottom plan view of the pouch for bandages;

FIG. 4 is a first end elevational view of the pouch for bandages;

FIG. 5 is a second end elevational view of the pouch for bandages; and,

FIG. 6 is a side elevational view, the opposite side elevational view thereof being the same.

The broken line showing of environment in the drawings is for illustrative purposes only and forms no part of the claimed design.

1 Claim, 2 Drawing Sheets






FIG. 1

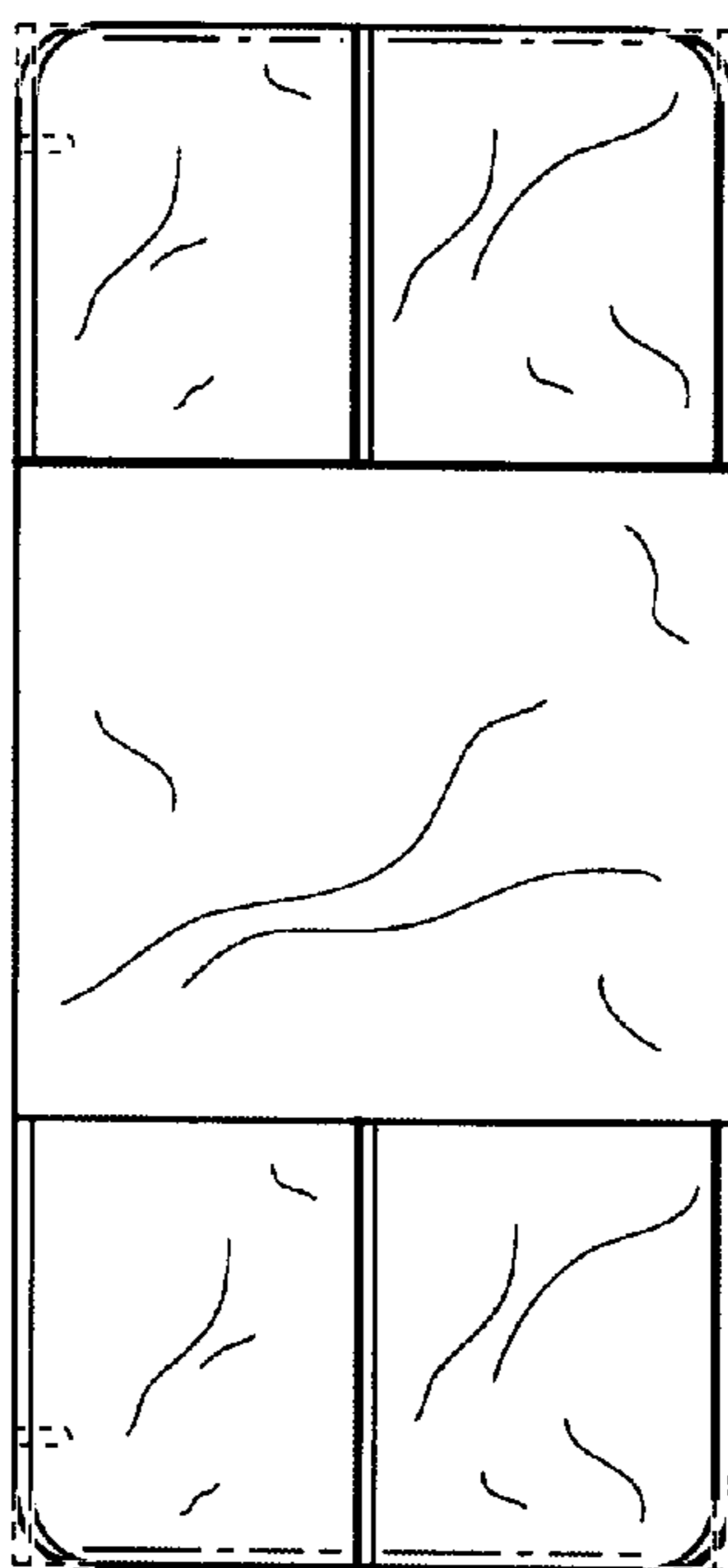


FIG. 2




FIG. 3



FIG. 4



FIG. 5



FIG. 6