



US00D543345S

(12) **United States Design Patent**
Andersen et al.

(10) **Patent No.:** **US D543,345 S**

(45) **Date of Patent:** **** May 29, 2007**

(54) **FOOTWEAR UPPER**

(75) Inventors: **Deborah H. Andersen**, Prevost (CA);
Martin W. F. Dean, St. Albans (GB);
Grant A. Urie, Shelburne, VT (US)

(73) Assignee: **Wolverine World Wide, Inc.**,
Rockford, MI (US)

(**) Term: **14 Years**

(21) Appl. No.: **29/260,020**

(22) Filed: **May 18, 2006**

(51) **LOC (8) Cl.** **02-99**

(52) **U.S. Cl.** **D2/969; D2/916; D2/919**

(58) **Field of Classification Search** D2/916-918,
D2/919-922, 969; 36/10, 11.5
See application file for complete search history.

(56) **References Cited**

U.S. PATENT DOCUMENTS

D134,417 S *	11/1942	Pfeiffer	D2/916
D177,051 S *	3/1956	Jones et al.	D2/918
D224,763 S *	9/1972	Fukuoka	D2/918
D332,687 S *	1/1993	Altman et al.	D2/916
D371,897 S *	7/1996	Bishop	D2/969
D407,538 S *	4/1999	Birkenstock	D2/916
D410,137 S *	5/1999	Kelley	D2/919
D452,066 S *	12/2001	Dean	D2/969
D461,949 S *	8/2002	Urie et al.	D2/969
D471,346 S *	3/2003	Bray, Jr. et al.	D2/919
D481,861 S *	11/2003	Robbins	D2/969
D485,662 S *	1/2004	Magro	D2/916
D485,970 S *	2/2004	Magro	D2/916
D485,971 S *	2/2004	Magro	D2/916
D485,972 S *	2/2004	Magro	D2/916
D486,626 S *	2/2004	Robbins	D2/969
D499,236 S *	12/2004	Magro et al.	D2/916

D504,010 S *	4/2005	Le et al.	D2/969
D504,213 S *	4/2005	Matis	D2/969
D504,557 S *	5/2005	Bandini et al.	D2/969
D514,778 S *	2/2006	Berg et al.	D2/916
D514,795 S *	2/2006	Gerber	D2/969

OTHER PUBLICATIONS

Merrell Spring 2005 Catalog, pp. 43, 55, 61-65.
Donald Pliner Sandal.

* cited by examiner

Primary Examiner—Dominic Simone

(74) *Attorney, Agent, or Firm*—Warner Norcross & Judd
LLP

(57) **CLAIM**

The ornamental design for footwear upper, as shown and described.

DESCRIPTION

FIG. 1 is a perspective view of the footwear upper embodying the new design;

FIG. 2 is a top view thereof;

FIG. 3 is a right side view thereof;

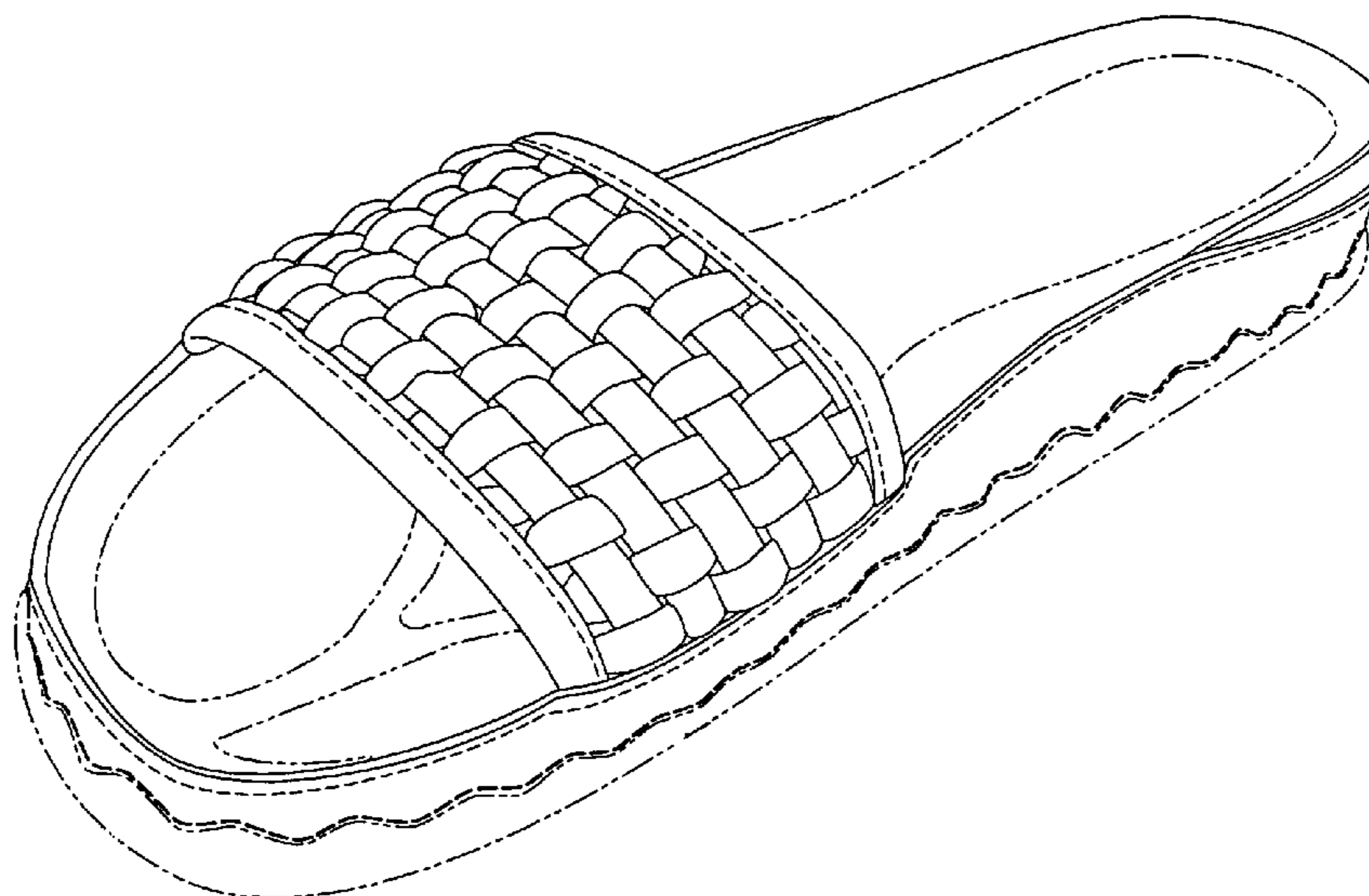
FIG. 4 is a left side view thereof;

FIG. 5 is a front view thereof; and,

FIG. 6 is a rear view thereof.

FIGS. 1-6 show features of an article of footwear in phantom lines. These features are shown for environmental purposes and do not form any part of the claimed design. Further, the phantom lines immediately adjacent the solid-line portions of the design form the boundary of the design, with the phantom lines forming no part of the claimed design.

1 Claim, 4 Drawing Sheets



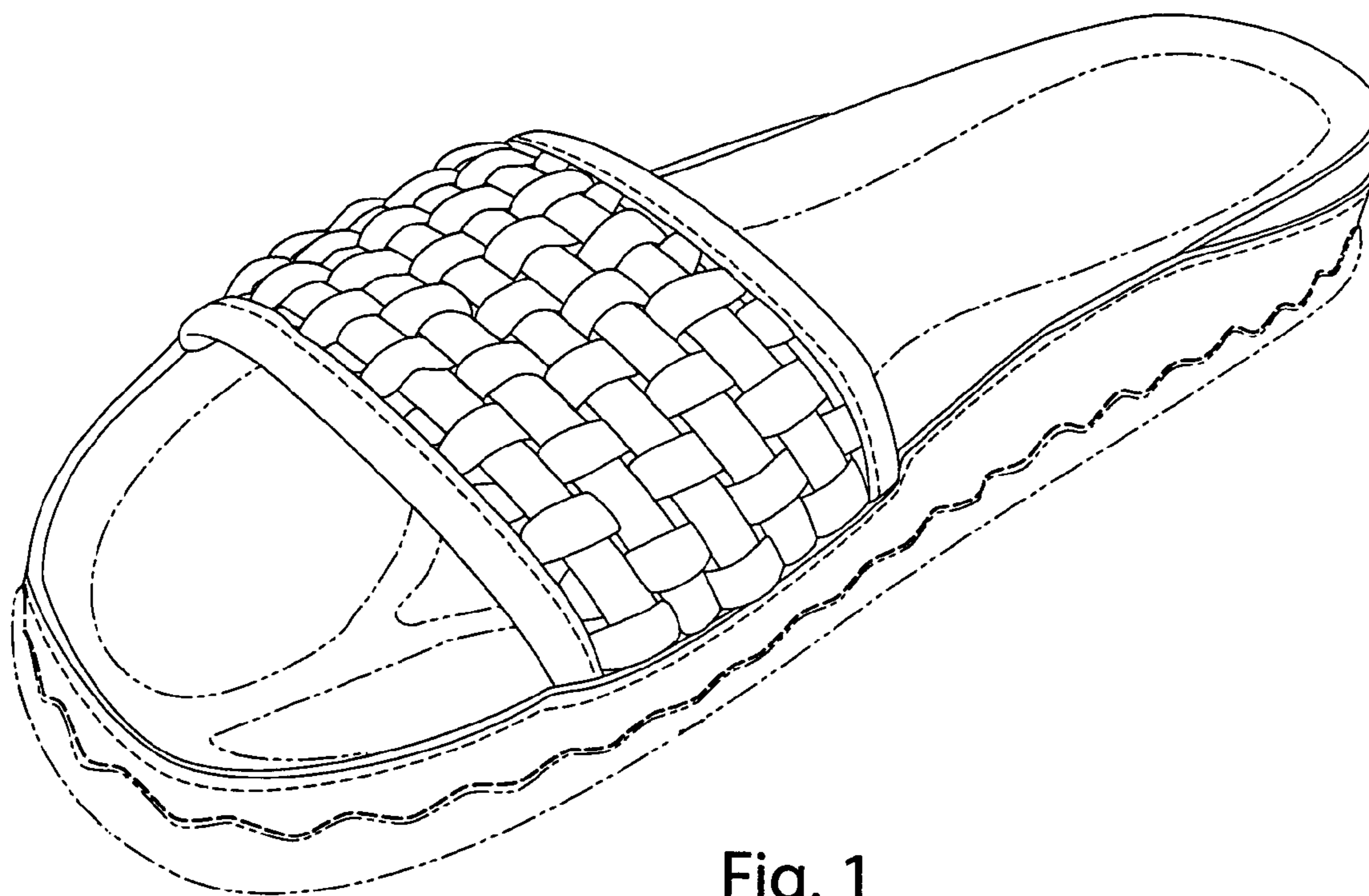


Fig. 1

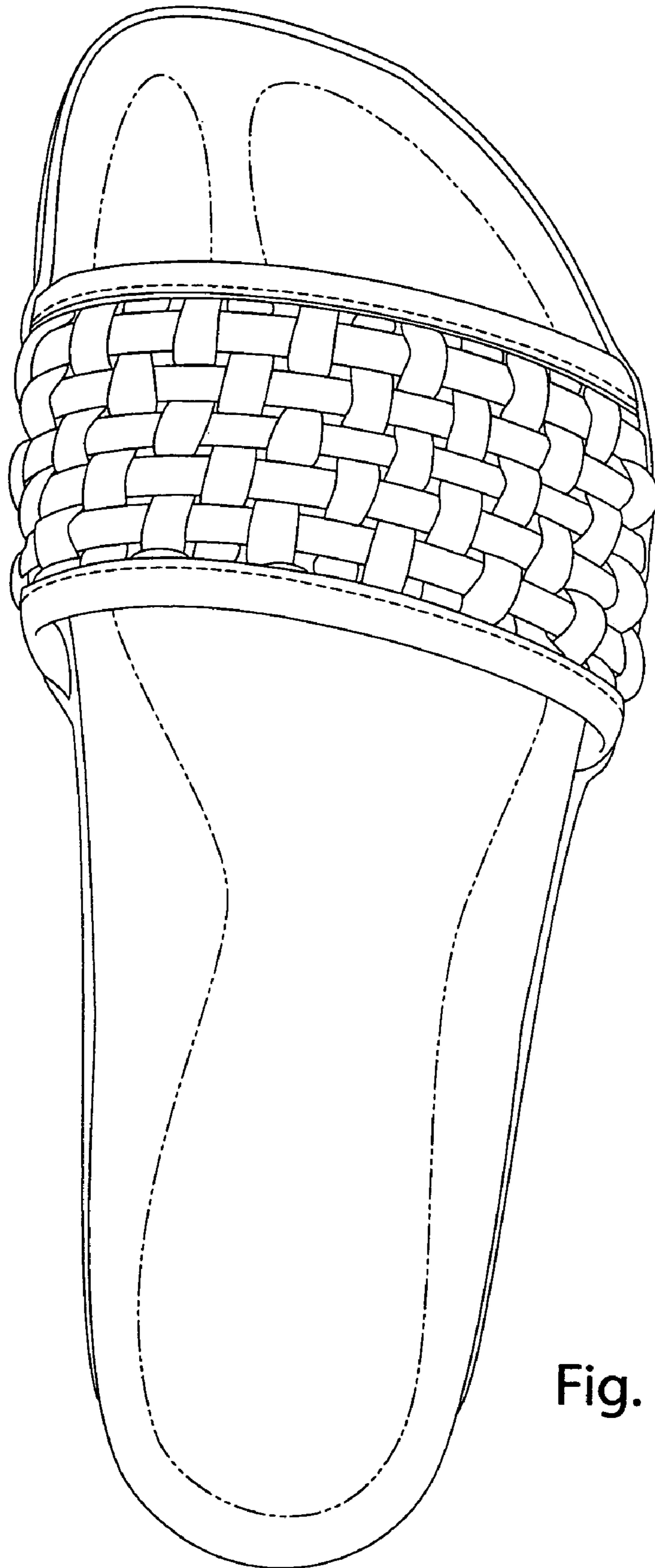


Fig. 2

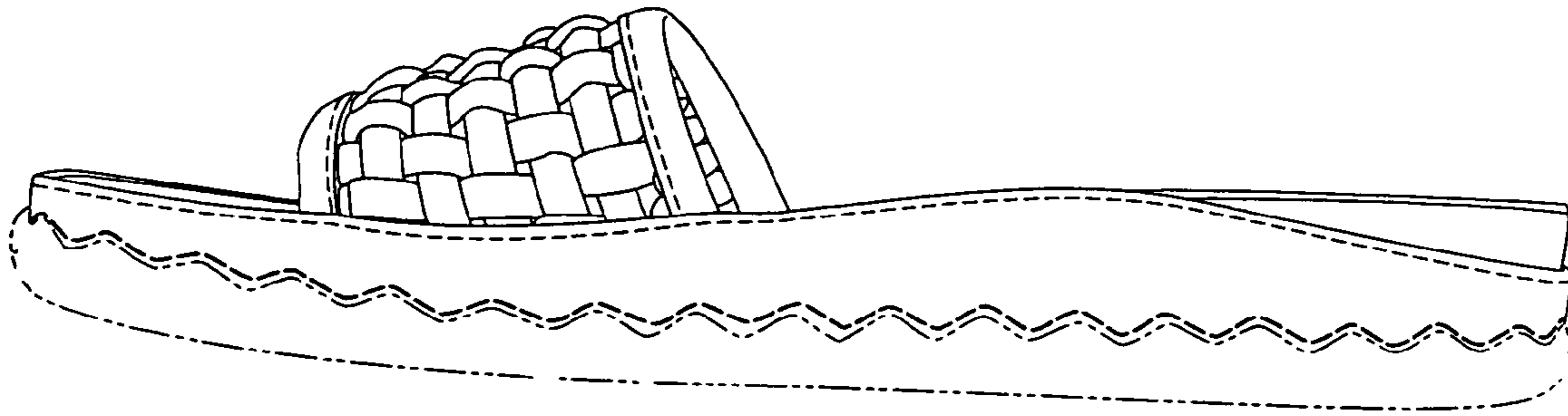


Fig. 3

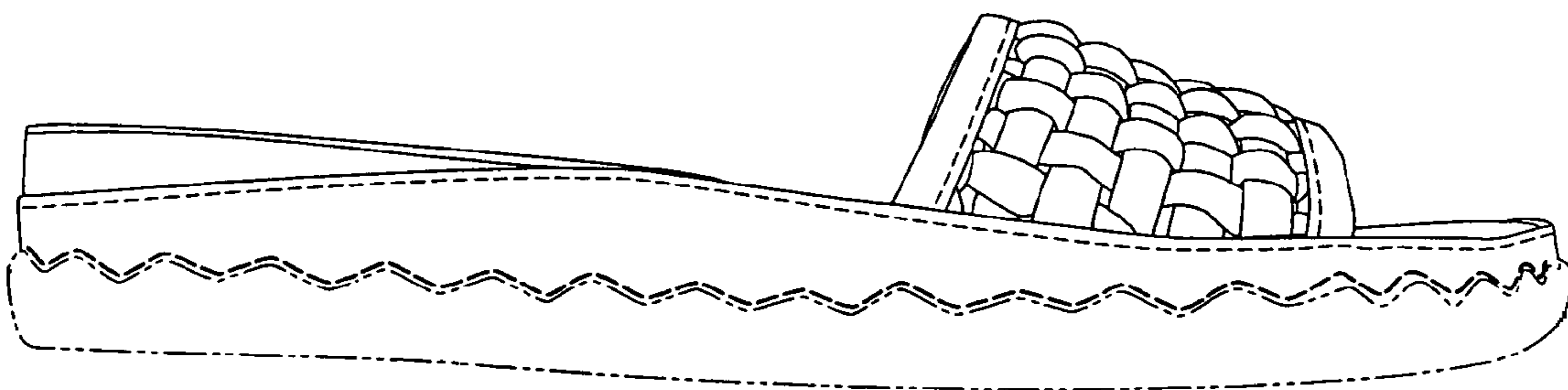


Fig. 4

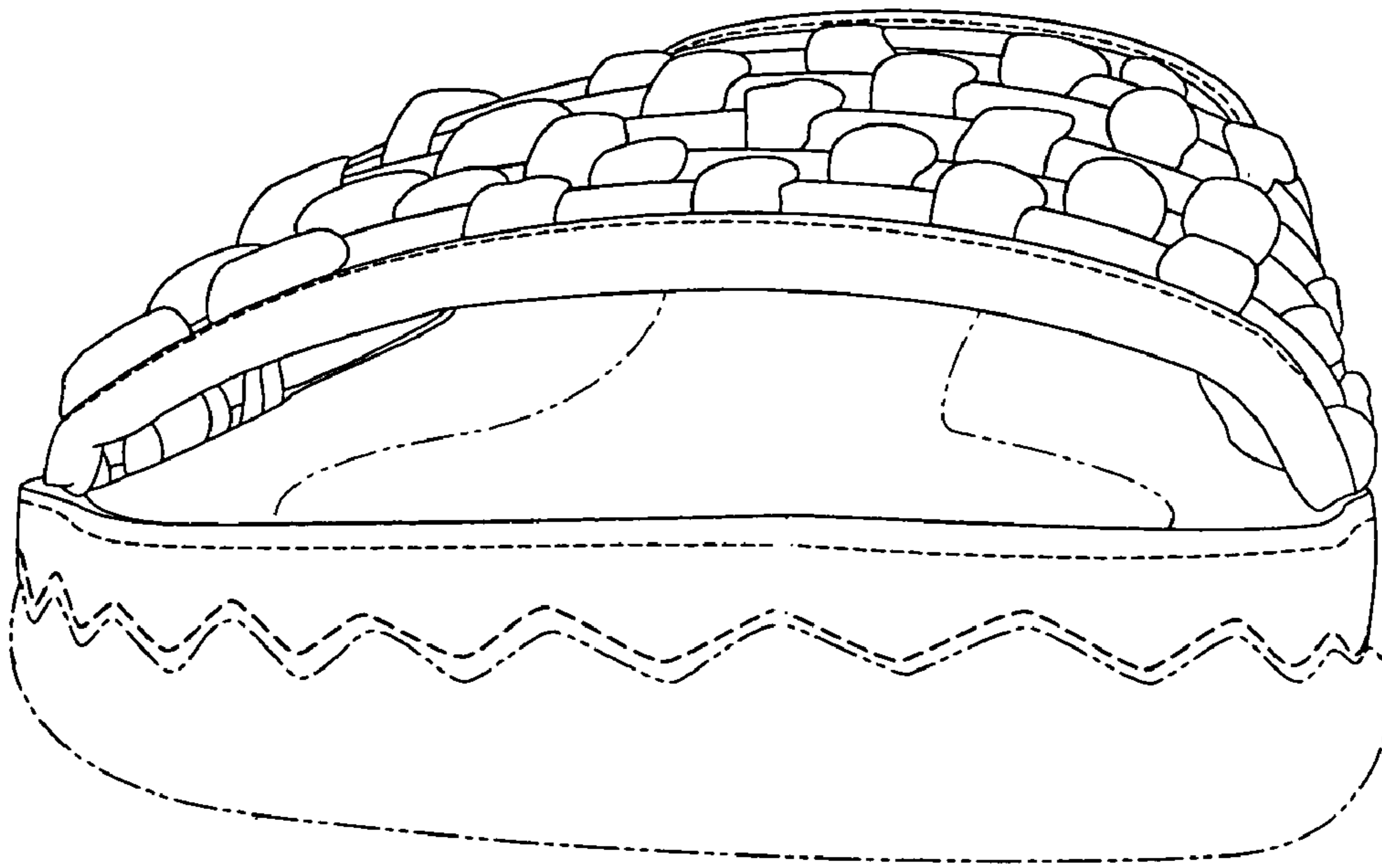


Fig. 5

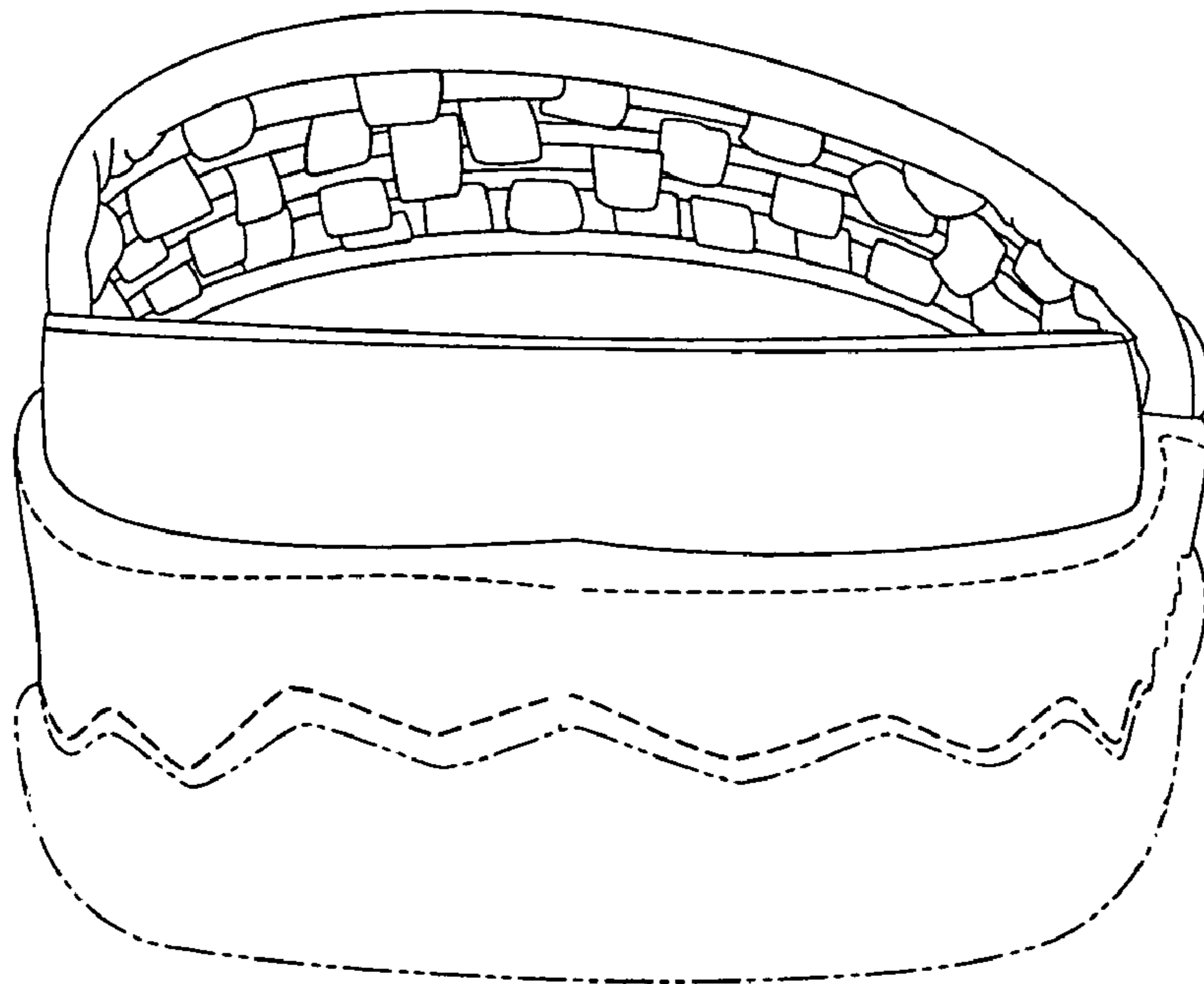


Fig. 6