

US00D543336S

(12) **United States Design Patent**
Tsai

(10) **Patent No.:** **US D543,336 S**

(45) **Date of Patent:** **** May 29, 2007**

(54) **TROUSERS**

(76) **Inventor:** **Ming-Hsiu Tsai**, 58, Ma Yuan West St.,
Taichung (TW)

(**) **Term:** **14 Years**

(21) **Appl. No.:** **29/259,033**

(22) **Filed:** **May 2, 2006**

(51) **LOC (8) Cl.** **02-02**

(52) **U.S. Cl.** **D2/742**

(58) **Field of Classification Search** D2/712-716,
D2/731-734, 704, 738, 739, 742, 743, 851,
D2/852, 860, 864; 2/455, 456, 22, 46, 47,
2/51, 69-72, 211, 220, 221, 227, 229, 230,
2/253, 914, 919

See application file for complete search history.

(56) **References Cited**

U.S. PATENT DOCUMENTS

D31,770 S * 10/1899 Scriven D2/712
2,119,602 A * 6/1938 Roberts et al. 2/227
D289,221 S * 4/1987 Maejima D2/742
6,115,838 A * 9/2000 Scholtis et al. 2/46
6,154,888 A * 12/2000 Krohn 2/250
6,161,223 A * 12/2000 Andrews 2/234
D467,705 S * 12/2002 Leflet et al. D2/742
D522,718 S * 6/2006 Rieder D2/742
2006/0212986 A1 * 9/2006 Mahoney 2/69

FOREIGN PATENT DOCUMENTS

FR 2750633 A1 * 1/1998
IT RCD 000505649-0001 * 5/2006

JP 03279464 A * 12/1991

OTHER PUBLICATIONS

Evisu. <http://www.evisu.com/Evisu/>. Date viewed: Oct. 2006. Vintage Rider Pocket Daicock, Item A: center of page.*

EC21. [http://dailylike.en.ec21.com/GC01065623/CA01065986/Evisu_Jeans_\(Evisu_JEANS-002\).html](http://dailylike.en.ec21.com/GC01065623/CA01065986/Evisu_Jeans_(Evisu_JEANS-002).html). Copyright 1997-2005. Evisu JEANS-002, Item B: center of page.*

Five Tone. <http://www.fivetone.com/product.cfm?id=1042>. Copyright 2006. Little Big LTB Gray Skinny Leg Scrunch Jeans 5694, Item C: center of page.*

* cited by examiner

Primary Examiner—Ian Simmons

Assistant Examiner—R. Johnson

(74) *Attorney, Agent, or Firm*—Alan D. Kamrath; Nikolai & Mersereau, P.A.

(57) **CLAIM**

The ornamental design for trousers, as shown and described.

DESCRIPTION

FIG. 1 is a front elevational view of a pair of trousers showing my design;

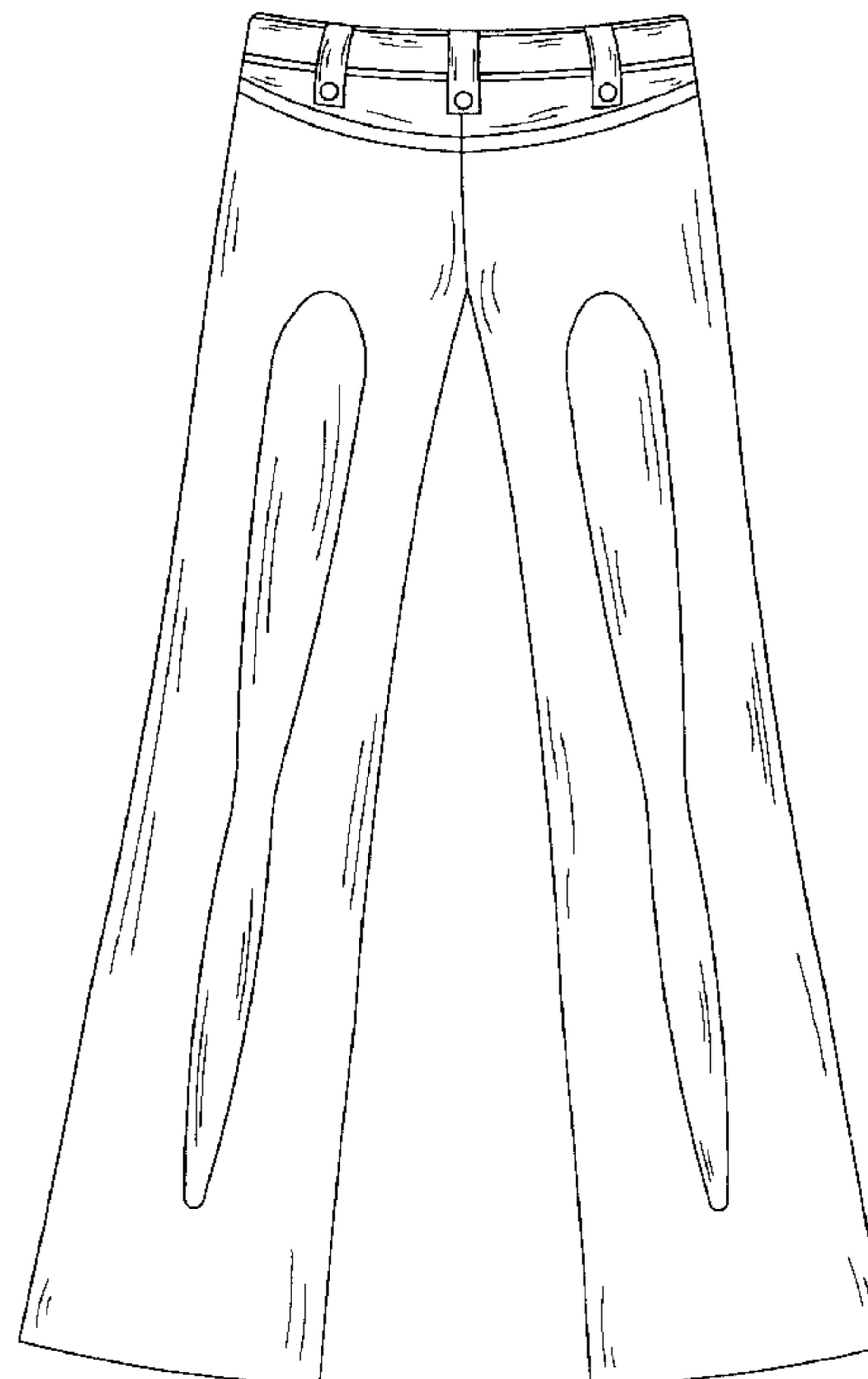
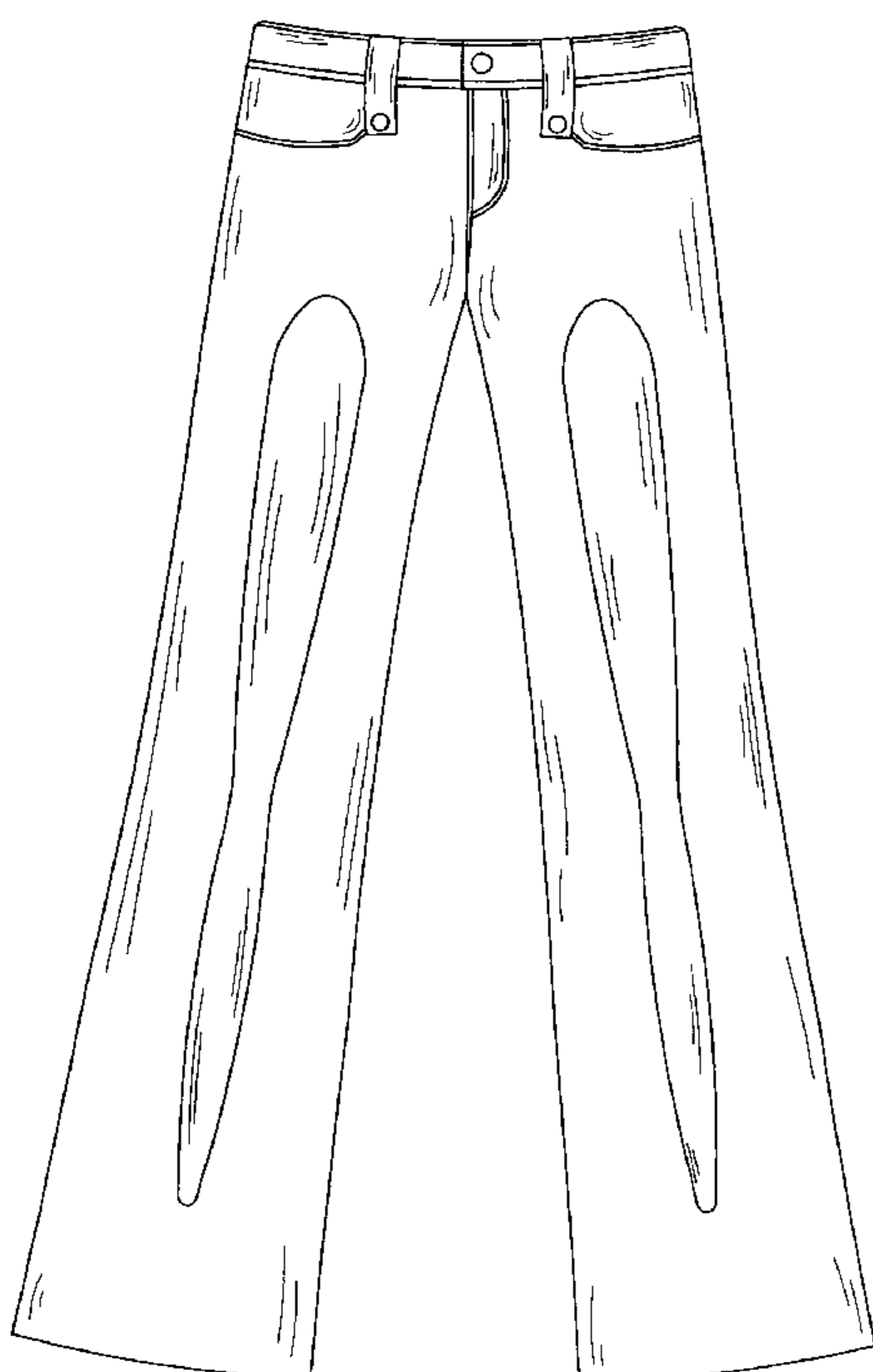
FIG. 2 is a rear elevational view thereof;

FIG. 3 is another front elevational view thereof; and,

FIG. 4 is another rear elevational view thereof.

The broken lines, shown on the surface of FIGS. 3 and 4, represent the portion of the design that forms no part of the claim.

1 Claim, 4 Drawing Sheets



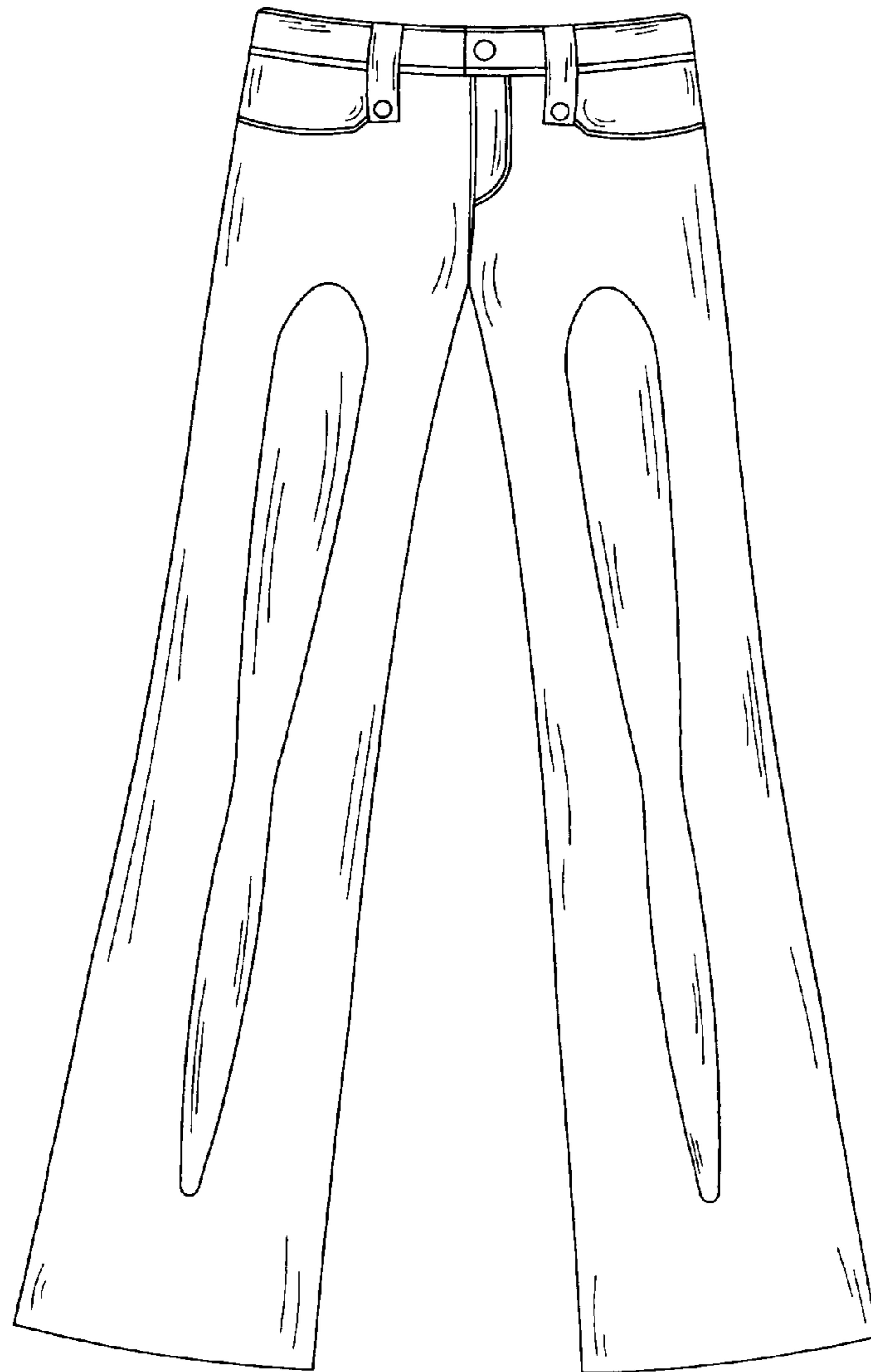


FIG. 1

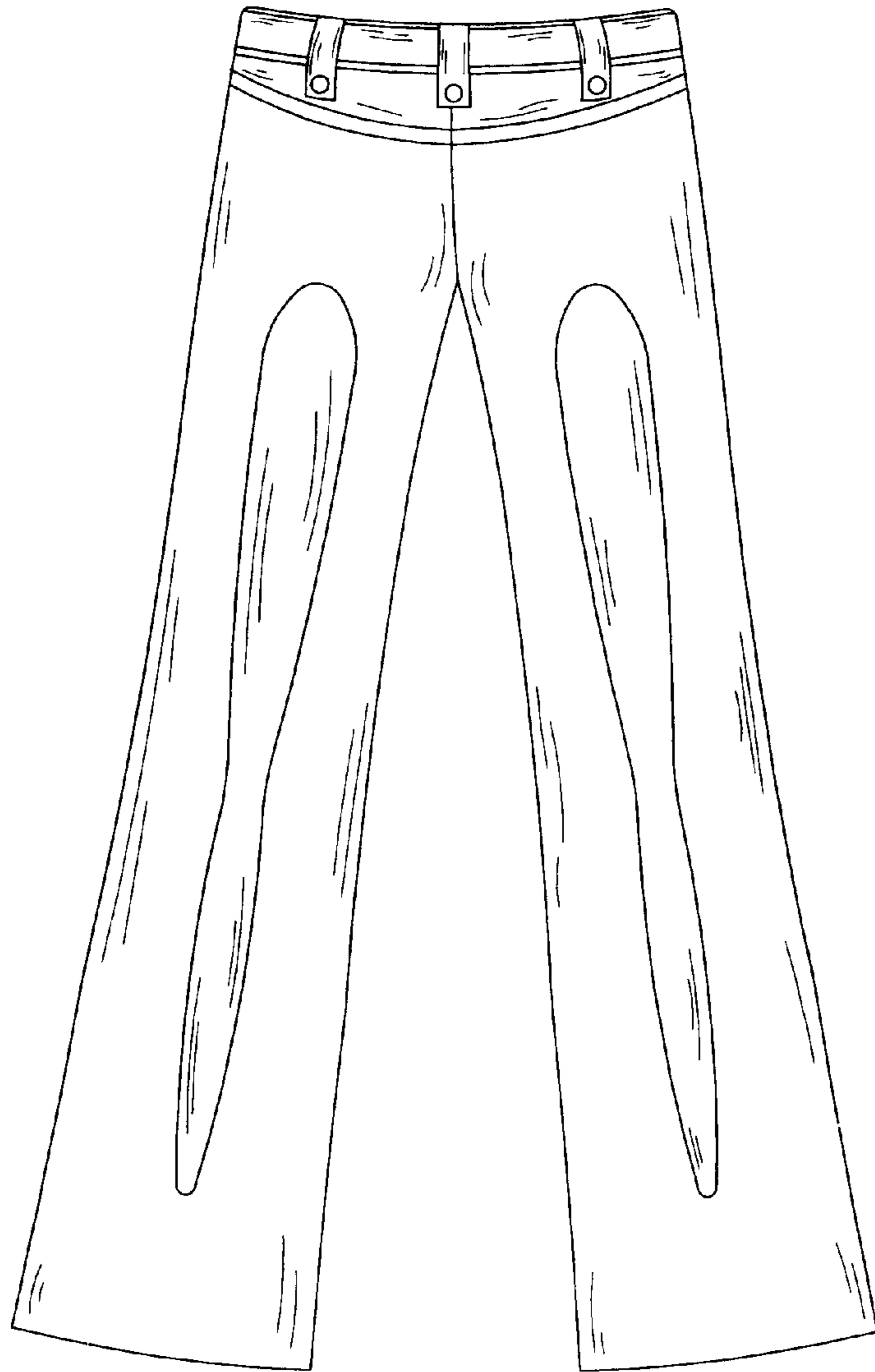


FIG. 2



FIG. 3

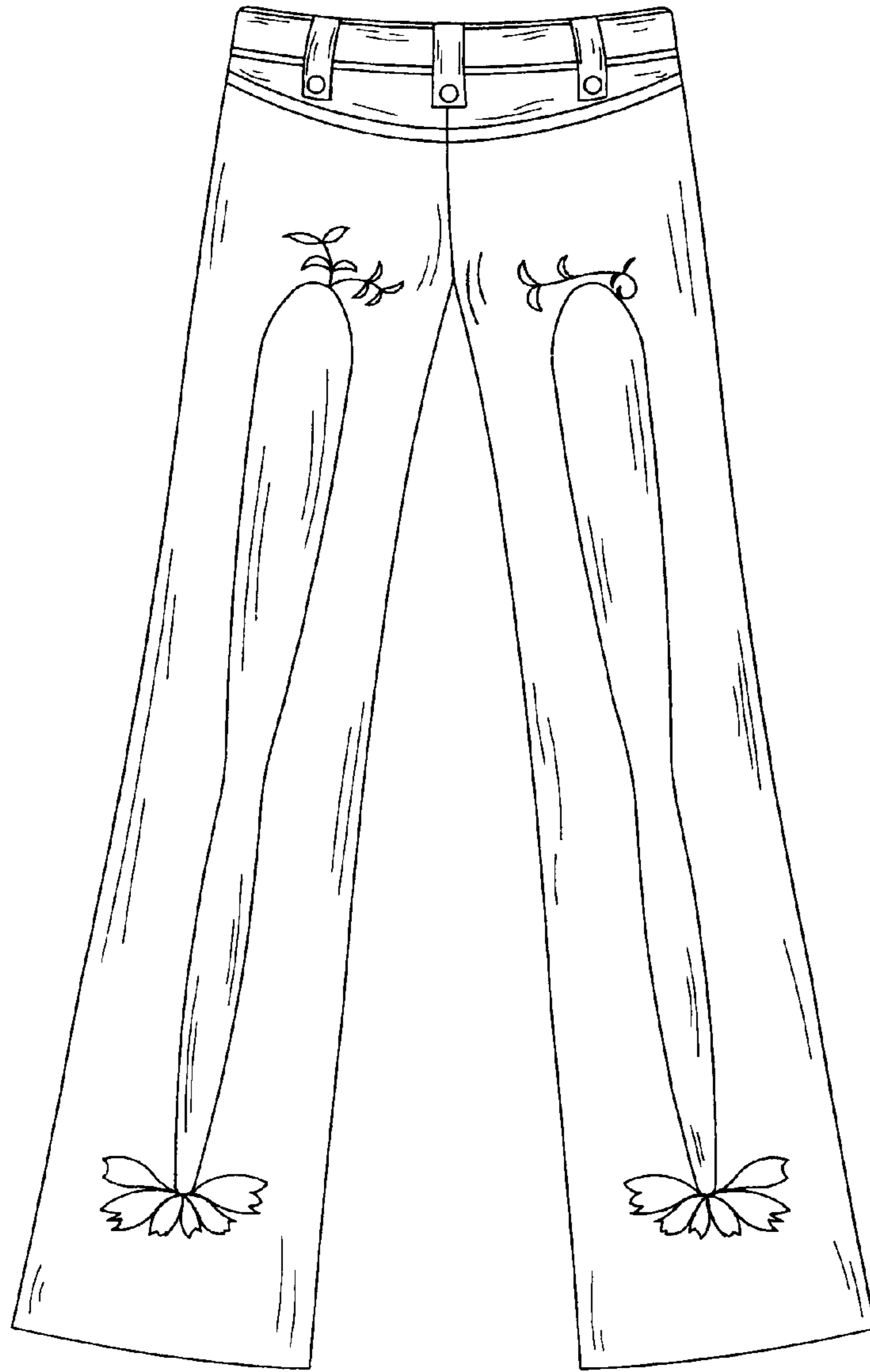


FIG. 4