



US00D543329S

(12) **United States Design Patent** (10) **Patent No.:** **US D543,329 S**  
**McCurry** (45) **Date of Patent:** **\*\* May 22, 2007**

(54) **TRASH RECEPTACLE**  
 (75) Inventor: **Margaret McCurry**, Chicago, IL (US)  
 (73) Assignee: **Landscape Forms, Inc.**, Kalamazoo, MI (US)  
 (\*\*) Term: **14 Years**

D496,140 S \* 9/2004 Hardy et al. .... D34/10  
 D502,583 S \* 3/2005 Hardy et al. .... D34/10  
 D510,468 S \* 10/2005 Hardy et al. .... D34/10  
 D527,155 S \* 8/2006 Fankhauser ..... D34/7

(21) Appl. No.: **29/251,474**  
 (22) Filed: **Jan. 9, 2006**

**OTHER PUBLICATIONS**

RPI, Sweets Catalog, buy line 2417, 2 pp., 2005.  
 \* cited by examiner

(51) **LOC (8) Cl.** ..... **09-09**  
 (52) **U.S. Cl.** ..... **D34/7**  
 (58) **Field of Classification Search** ..... D34/1,  
 D34/5, 6, 7, 8, 9, 10, 11; 220/908, 908.1,  
 220/911, 913  
 See application file for complete search history.

*Primary Examiner*—Cynthia E. Ramirez  
 (74) *Attorney, Agent, or Firm*—Heslin Rothenberg Farley  
 & Mesiti P.C.; Jeff Rothenberg, Esq.

(57) **CLAIM**

The ornamental design for a trash receptacle, as shown and described.


**DESCRIPTION**

(56) **References Cited**  
 U.S. PATENT DOCUMENTS

FIG. 1 is an isometric view of the trash receptacle of the present design;  
 FIG. 2 is a front elevation view thereof;  
 FIG. 3 is a right side elevation view thereof;  
 FIG. 4 is a rear elevation view thereof;  
 FIG. 5 is a left side elevation view thereof; and,  
 FIG. 6 is a top plan view thereof.

D343,709 S \* 1/1994 Doty et al. .... D34/1  
 D450,166 S \* 11/2001 Skalka ..... D34/1  
 D472,357 S \* 3/2003 Stewart ..... D34/7  
 D476,455 S \* 6/2003 Skalka ..... D34/7  
 D481,507 S \* 10/2003 Stewart ..... D34/7  
 D489,502 S \* 5/2004 Stewart ..... D34/7

**1 Claim, 6 Drawing Sheets**






FIGURE 1




FIGURE 2




FIGURE 3




FIGURE 4




FIGURE 5

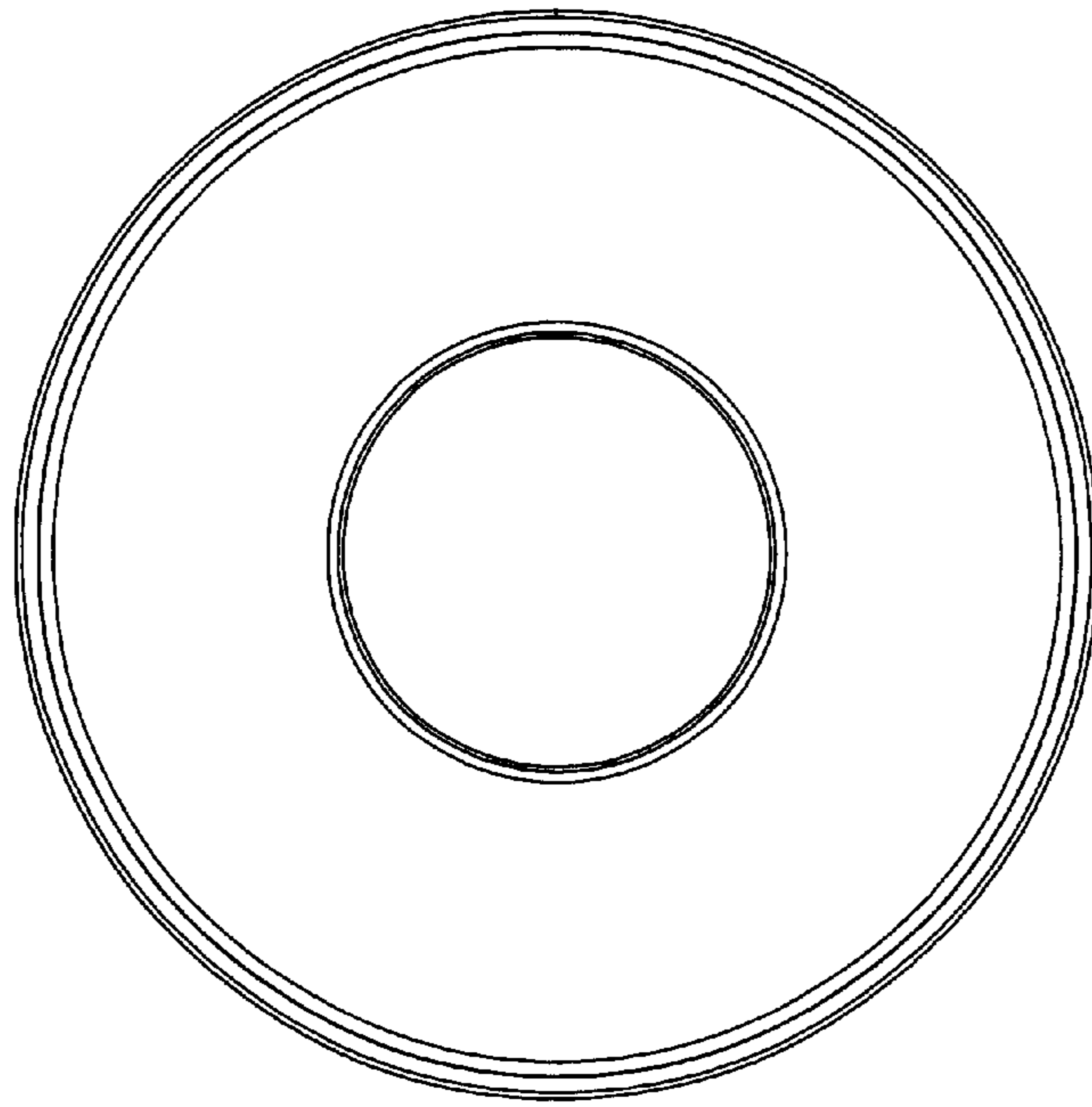


FIGURE 6