

US00D543318S

(12) **United States Design Patent**
Bohnen et al.

(10) **Patent No.:** **US D543,318 S**

(45) **Date of Patent:** **** May 22, 2007**

(54) **SOLE WASHING DEVICE**

(75) Inventors: **David Joseph Bohnen**, 19919 Villa Dr., Sonora, CA (US) 95370; **Linda Anne Bohnen**, 19919 Villa Dr., Sonora, CA (US) 95370

(73) Assignees: **David Joseph Bohnen**, Sonora, CA (US); Trustees of the David and Linda Bohnen 2004 Family Trust; **Linda Anne Bohnen**, Sonora, CA (US); Trustees of the David and Linda Bohnen 2004 Family Trust

(**) Term: **14 Years**

(21) Appl. No.: **29/240,893**

(22) Filed: **Oct. 19, 2005**

(51) **LOC (8) Cl.** **15-05**

(52) **U.S. Cl.** **D32/1**

(58) **Field of Classification Search** D32/1,
D32/47, 14.1; 15/215-217, 104.92, 112,
15/161, 237-238

See application file for complete search history.

(56) **References Cited**

U.S. PATENT DOCUMENTS

| | | | | | | |
|-----------|---|---|---------|----------------|-------|-----------|
| 899,515 | A | * | 9/1908 | DeLapp | | 15/112 |
| 3,696,459 | A | * | 10/1972 | Kucera et al. | | 15/104.92 |
| 4,353,944 | A | * | 10/1982 | Tarui | | 428/74 |
| 4,425,677 | A | * | 1/1984 | Cox | | 15/104.92 |
| 4,793,018 | A | * | 12/1988 | Ehrich | | 15/104.92 |
| 5,556,685 | A | * | 9/1996 | Swicegood, Jr. | | 428/95 |

| | | | | | | |
|--------------|----|---|---------|------------|-------|-----------|
| D406,931 | S | * | 3/1999 | Morris | | D32/47 |
| 5,996,160 | A | * | 12/1999 | Pruitt | | 15/104.92 |
| 6,534,146 | B1 | * | 3/2003 | Mentz, Jr. | | 428/95 |
| 6,651,288 | B1 | * | 11/2003 | Hackett | | 15/104.92 |
| 2004/0078909 | A1 | * | 4/2004 | Coppa | | 15/104.92 |

* cited by examiner

Primary Examiner—Louis S. Zarfes

Assistant Examiner—Kathleen Sims

(74) *Attorney, Agent, or Firm*—Martin E. Hsia

(57) **CLAIM**

The ornamental design for a sole washing device, as shown and described.

DESCRIPTION

FIG. 1 is a perspective view of the sole washing device of the present invention, having a washing compartment with a closable cover and a drying compartment, the cover being shown in a partially open position to show washing material, such as a sponge, placed in the washing compartment within a plurality of ridges in the washing compartment, and drying material placed in the drying compartment;

FIG. 2 is a top view;

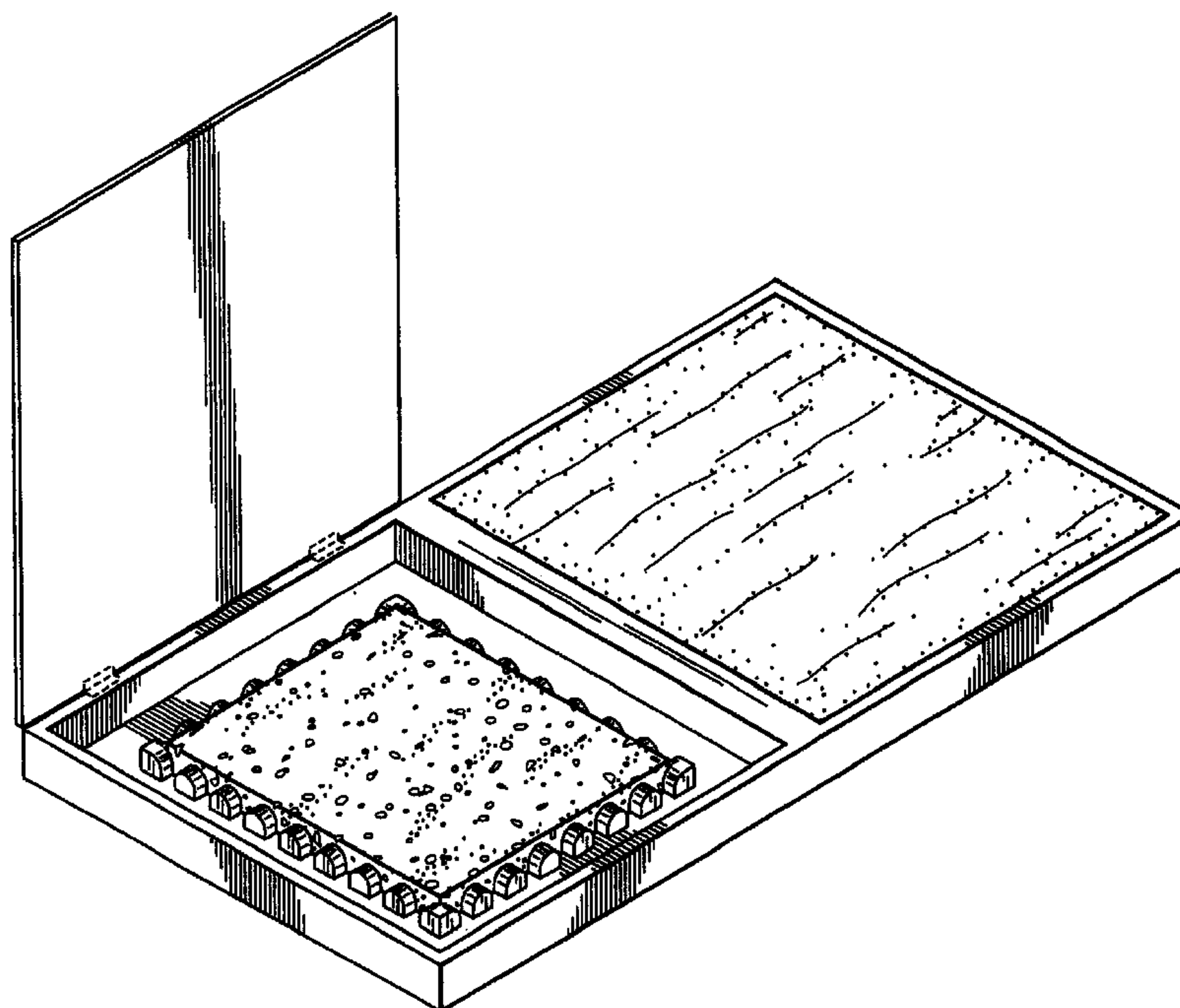
FIG. 3 is a bottom view with the cover in the completely open position;

FIG. 4 is a front view thereof with the cover shown in the partially open position; and,

FIG. 5 is a side view thereof from the right, the side view from the left being a mirror image.

The broken line showing of hinges in FIGS. 1, 2, 4 and 5 is included for the purpose of illustrating portions of the sole washing device and forms no part of the claimed design.

1 Claim, 5 Drawing Sheets



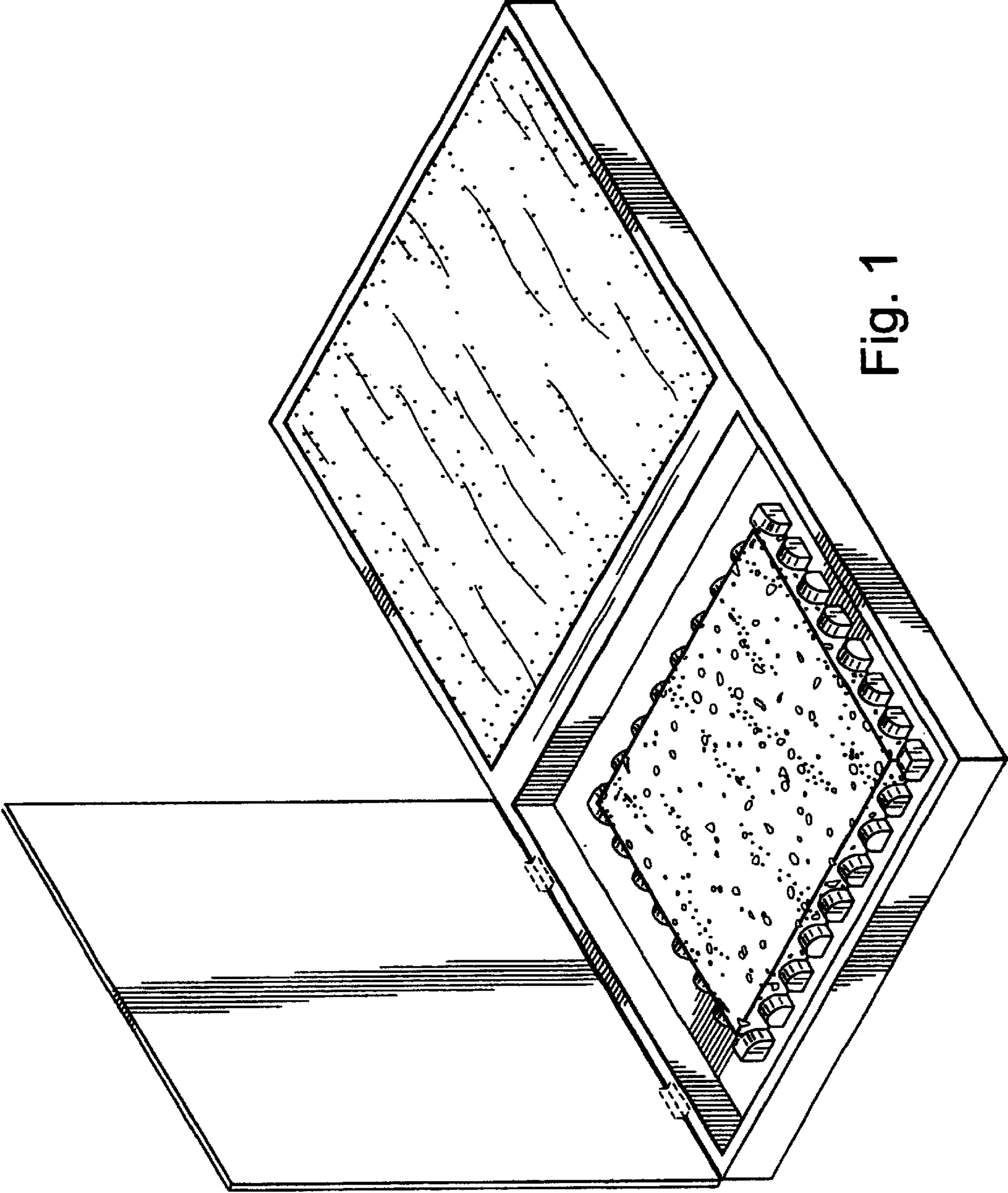


Fig. 1

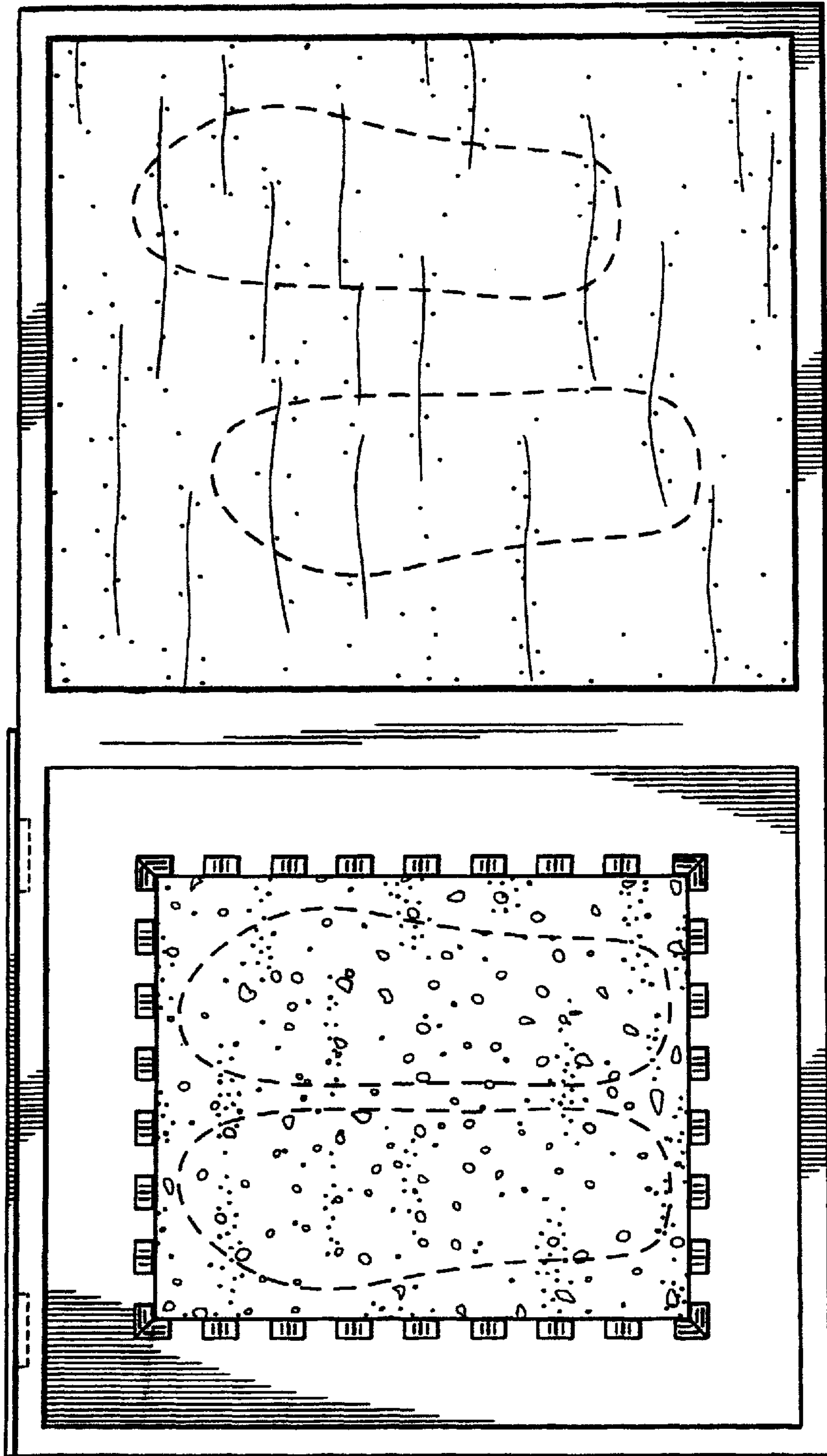


Fig. 2




Fig. 3

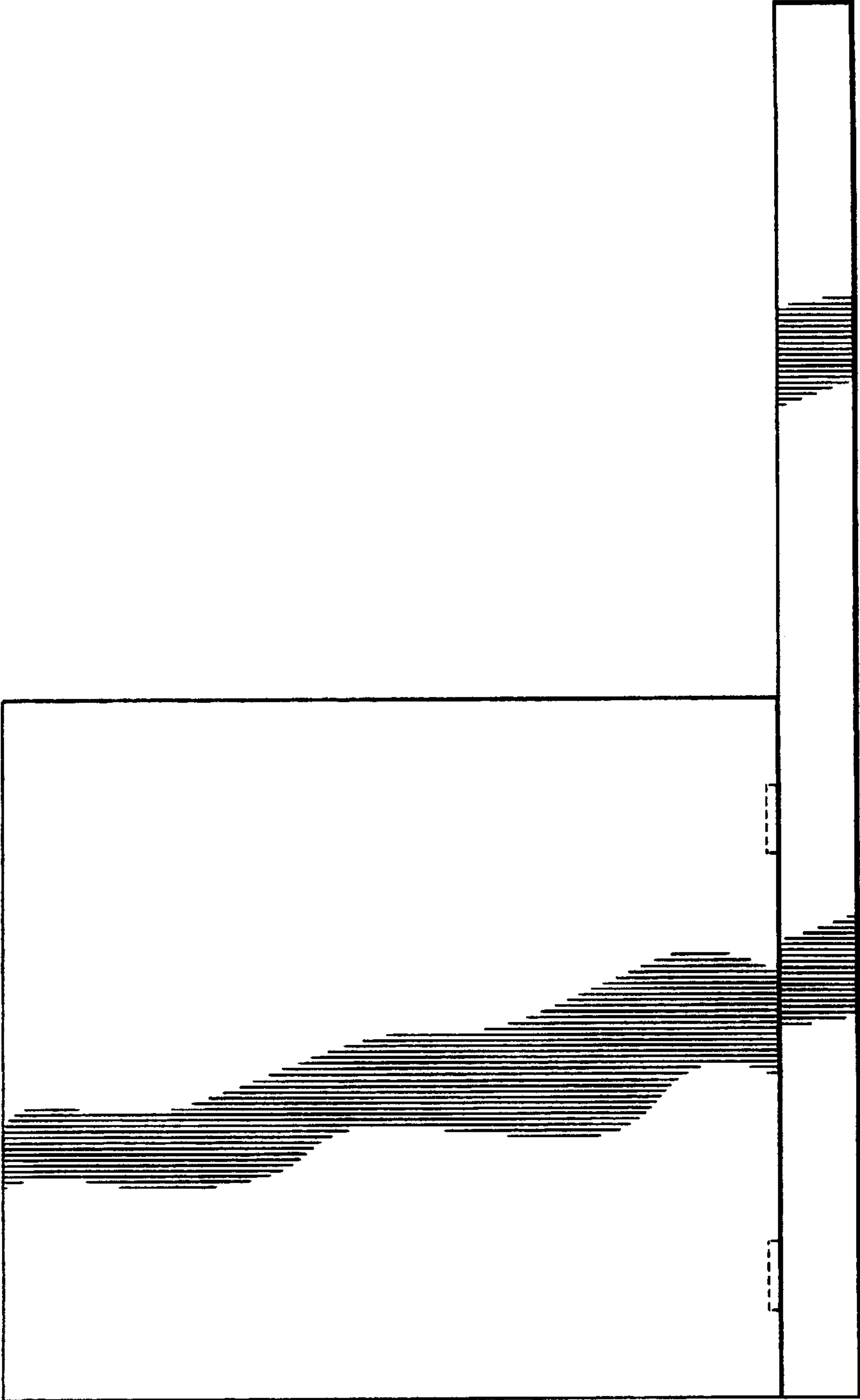


Fig. 4

Fig. 5

