

US00D543306S

(12) **United States Design Patent**
Volkens

(10) **Patent No.:** **US D543,306 S**

(45) **Date of Patent:** **** May 22, 2007**

(54) **OUTDOOR LUMINAIRE**

(76) Inventor: **Craig Duane Volkens**, 14730 Outlook,
Overland Park, KS (US) 66223

(**) Term: **14 Years**

(21) Appl. No.: **29/215,379**

(22) Filed: **Oct. 18, 2004**

(51) **LOC (8) Cl.** **26-05**

(52) **U.S. Cl.** **D26/71; D26/85**

(58) **Field of Classification Search** D26/61,
D26/63, 71, 85, 87, 92; 362/147, 285, 287,
362/289, 371, 431, 432

See application file for complete search history.

(56) **References Cited**

U.S. PATENT DOCUMENTS

D83,485 S	*	2/1931	Benjamin	D26/24
D180,535 S	*	6/1957	Stevens	D26/24
D201,909 S	*	8/1965	Harling	D26/71
D209,081 S	*	10/1967	Netland	D26/71
3,358,133 A	*	12/1967	Hoxie et al.	362/282
D220,118 S	*	3/1971	Tawil et al.	D26/63

D323,897 S	*	2/1992	Compton	D26/24
D352,126 S	*	11/1994	Ruud et al.	D26/67
D363,566 S	*	10/1995	Osteen	D26/67
D442,313 S	*	5/2001	Wojtkowiak et al.	D26/71
D500,569 S	*	1/2005	Butler	D26/71
D527,134 S	*	8/2006	Bagen	D26/71

* cited by examiner

Primary Examiner—Clare E Heflin

(57) **CLAIM**

The ornamental design for the outdoor luminaire, as shown and described.

DESCRIPTION

FIG. 1 is a front, side perspective view of the outdoor luminaire, showing the distinctive ornamental shape; FIG. 2 is a back, side elevated perspective view thereof; FIG. 3 is a side elevational view thereof, the opposite side being a mirror image; FIG. 4 is the top plan view thereof; FIG. 5 is the back elevational view thereof; FIG. 6 is the front elevational view thereof; and, FIG. 7 is a bottom view thereof.

1 Claim, 7 Drawing Sheets




Fig. 1




Fig. 2




Fig. 3

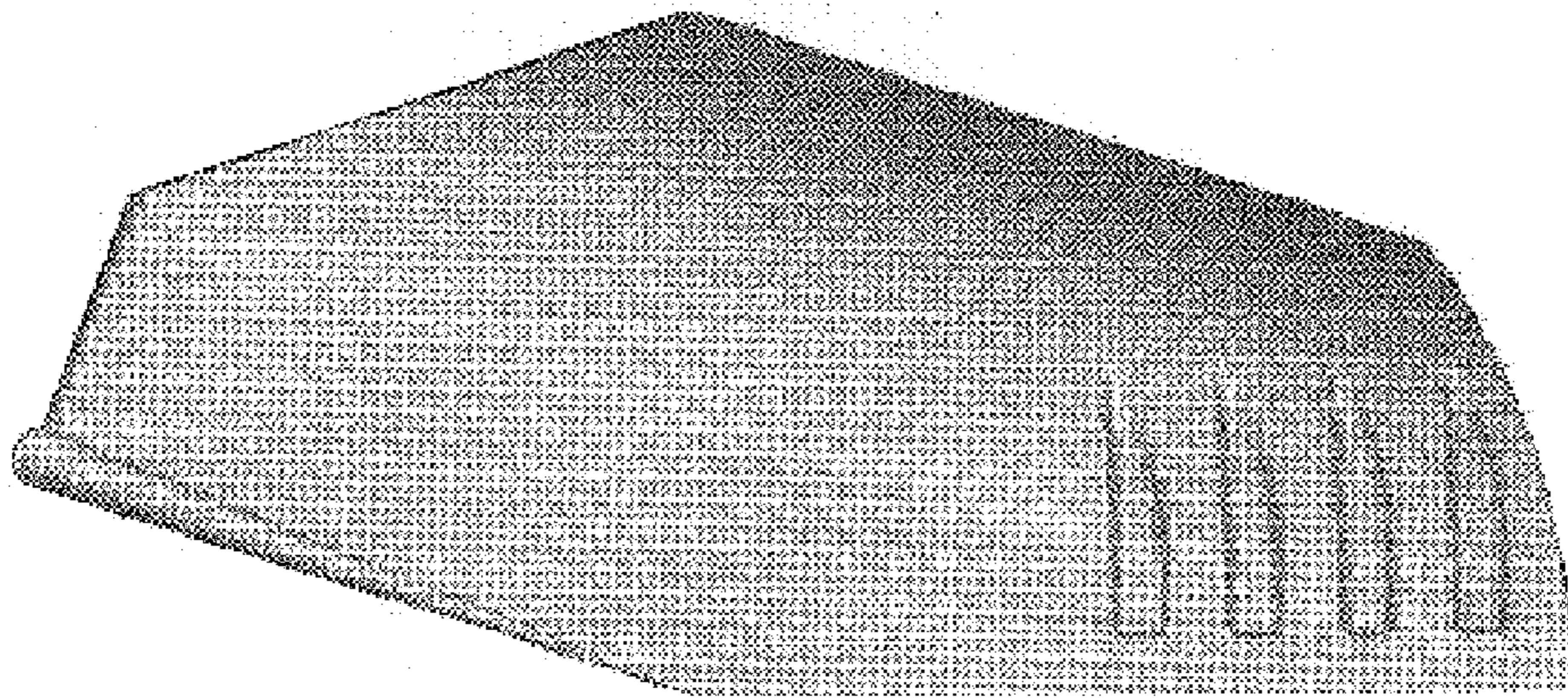


Fig. 4




Fig. 5




Fig 6




Fig. 7

