

US00D543295S

(12) **United States Design Patent**
Greiner

(10) **Patent No.:** **US D543,295 S**

(45) **Date of Patent:** **** May 22, 2007**

(54) **CANDLE COVER**

D481,143 S * 10/2003 McMinn D26/23

(76) **Inventor:** **Lori Greiner**, 1301 Dearborn Pkwy.,
Suite 402, Chicago, IL (US) 60610

* cited by examiner

(**) **Term:** **14 Years**

Primary Examiner—Louis S. Zarfes

Assistant Examiner—Gregory Andoll

(21) **Appl. No.:** **29/260,284**

(74) *Attorney, Agent, or Firm*—Fredrikson & Byron, P. A.

(22) **Filed:** **Aug. 5, 2005**

(57) **CLAIM**

(51) **LOC (8) Cl.** **26-01**

The ornamental design for a candle cover, as shown and described.

(52) **U.S. Cl.** **D26/23**

DESCRIPTION

(58) **Field of Classification Search** D26/6–23;
D9/635, 435, 541, 447, 454; D7/572, 575,
D7/536, 584; D11/160, 96, 117, 120; 431/288–297,
431/125, 126; 362/806–810

FIG. 1 is a perspective view of the top, side, and front of my new design for a candle cover.

FIG. 2 is a front elevation view of my new candle cover.

FIG. 3 is a rear elevation view of my new candle cover.

FIG. 4 is a top plan view of my new candle cover.

FIG. 5 is a bottom plan view of my new candle cover.

FIG. 6 is a right side elevation view of my new candle cover; and,

FIG. 7 is a left side elevation view of my new candle cover.

The broken lines in the Figures are for illustrative purposes only and form no part of the claimed design.

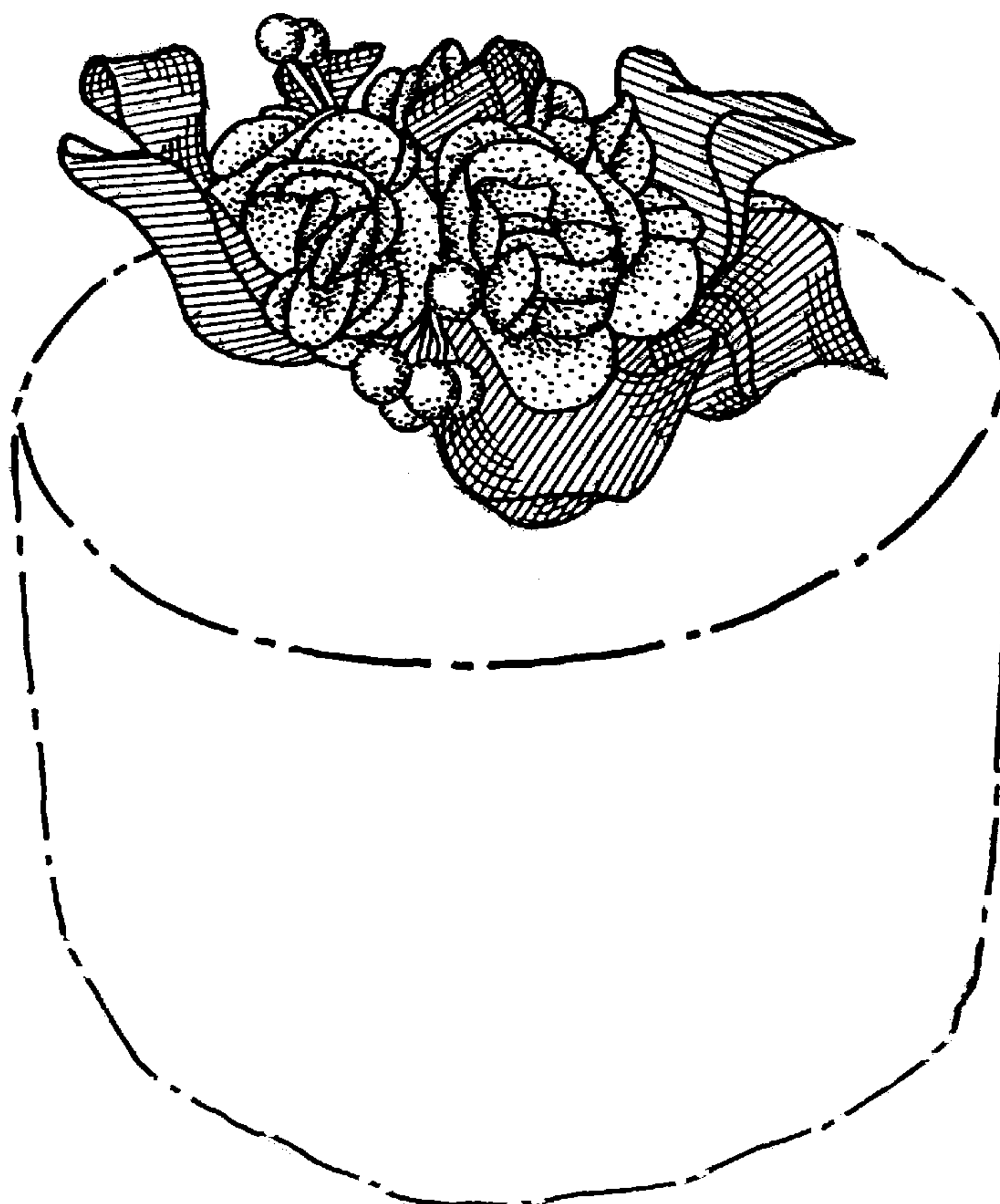
See application file for complete search history.

(56) **References Cited**

U.S. PATENT DOCUMENTS

- D26,787 S * 3/1897 Vanderbilt D26/23
- D66,580 S * 2/1925 Montegut D9/635
- D181,198 S * 10/1957 Jamison et al. D11/117
- 5,315,492 A * 5/1994 Davenport 362/122
- D434,695 S * 12/2000 Boccardi D11/120
- D462,132 S * 8/2002 Papai D26/23

1 Claim, 7 Drawing Sheets



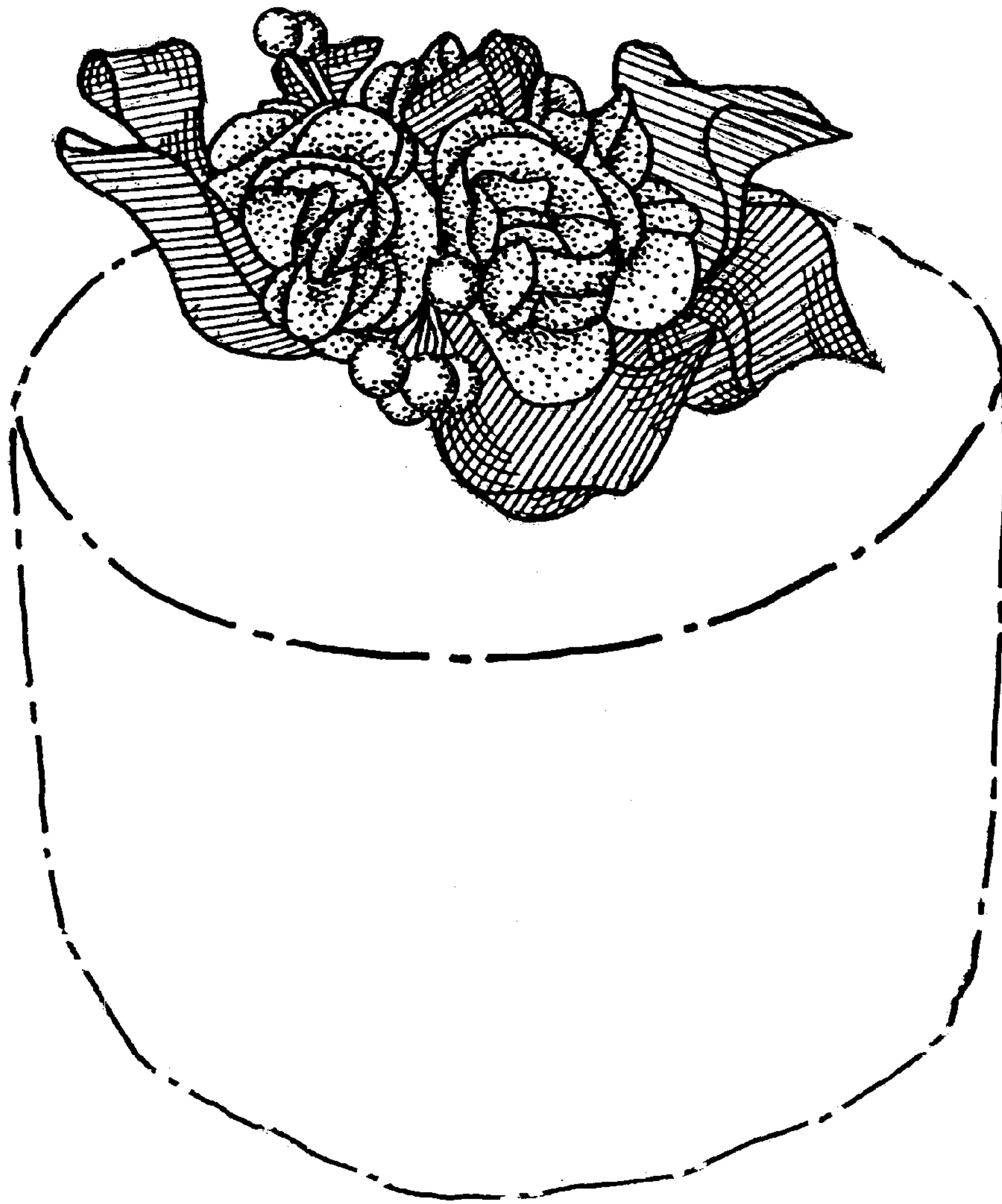


FIG. 1




FIG. 2




FIG. 3



FIG. 4




FIG. 5




FIG.6




FIG. 7